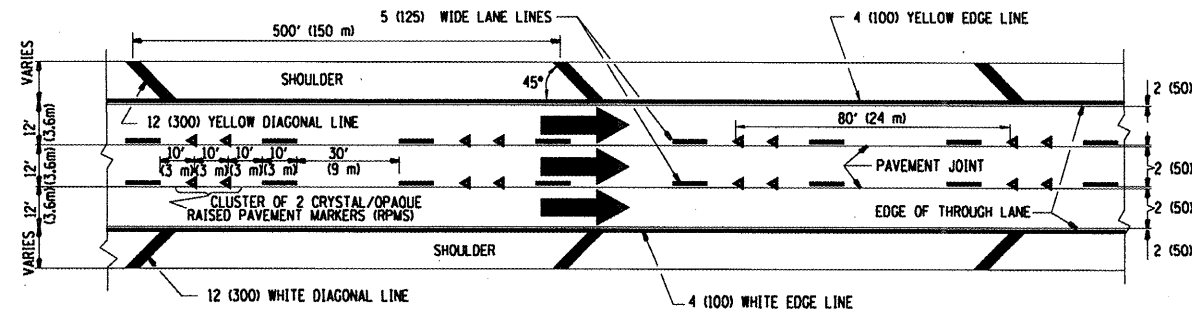


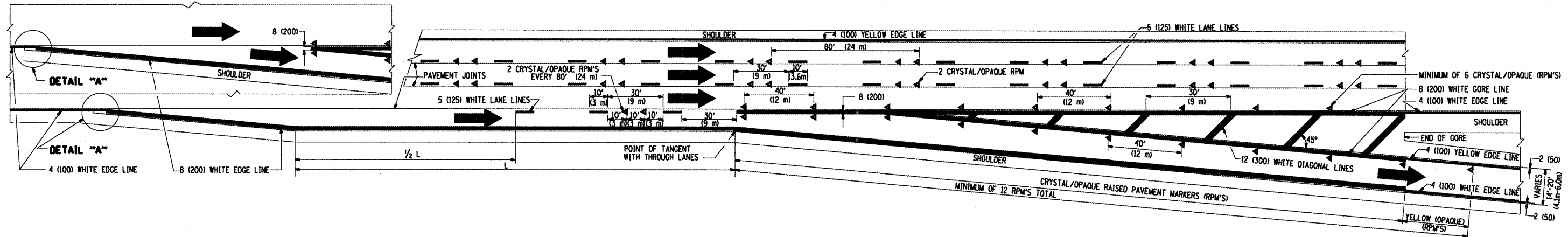
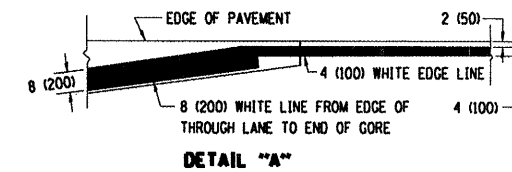
THE DIAGONAL LINES SHALL BE SPACED AT 40' (12 m) C-C ACROSS ALL STRUCTURES WHICH ARE 500' (150 m) OR LESS IN LENGTH  
 THE DIAGONAL LINES ARE NOT REQUIRED ON SHOULDERS WHICH ARE 6' (1.8 m) OR LESS IN WIDTH



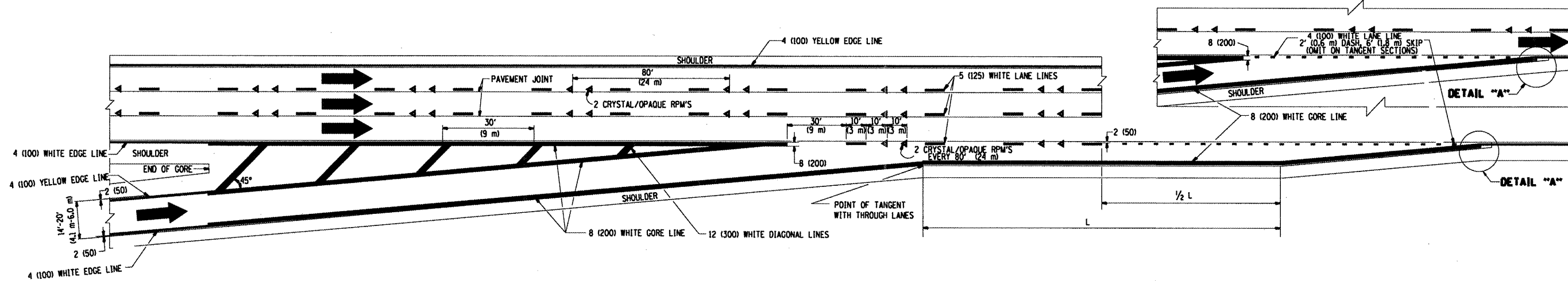
TYPICAL EDGE LINES & LANE LINES

NOTES:

1. THERMO PLASTIC PAVEMENT MARKING LINE SHALL BE USED FOR THE EDGE LINES, GORE LINES, AND DIAGONAL LINES ON BITUMINOUS PAVEMENT ONLY.
2. PREFORMED PLASTIC TYPE B PAVEMENT MARKING LINE SHALL BE USED FOR ALL LANE LINES ON BITUMINOUS PAVEMENT
3. POLYUREA PAVEMENT MARKING SHALL BE USED FOR ALL MARKINGS ON PCC



TYPICAL EXIT RAMP PAVEMENT MARKINGS



TYPICAL ENTRANCE RAMP PAVEMENT MARKINGS

FILE NAME =	USER NAME = smthkl	DESIGNED - D.W.S.	REVISED - A.H. 03-96	<b>STATE OF ILLINOIS DEPARTMENT OF TRANSPORTATION</b>	<b>MULTI-LANE FREEWAY PAVEMENT MARKING DETAILS</b>			F.A. RTE. 290	SECTION 2009-030 PP	COUNTY COOK + DWR	TOTAL SHEETS 15	SHEET NO. 13
CONTRACT NO. 60629	DRAWN -		REVISED - D.W.S. 07-96		SCALE: NONE	SHEET NO. 1 OF 2 SHEETS	STA. TO STA.	FED. ROAD DIST. NO. 1 ILLINOIS FED. AID PROJECT				
	CHECKED -		REVISED - J.A.F. 02-06									
	DATE - 01-90		REVISED - S.P.B. 01-07									