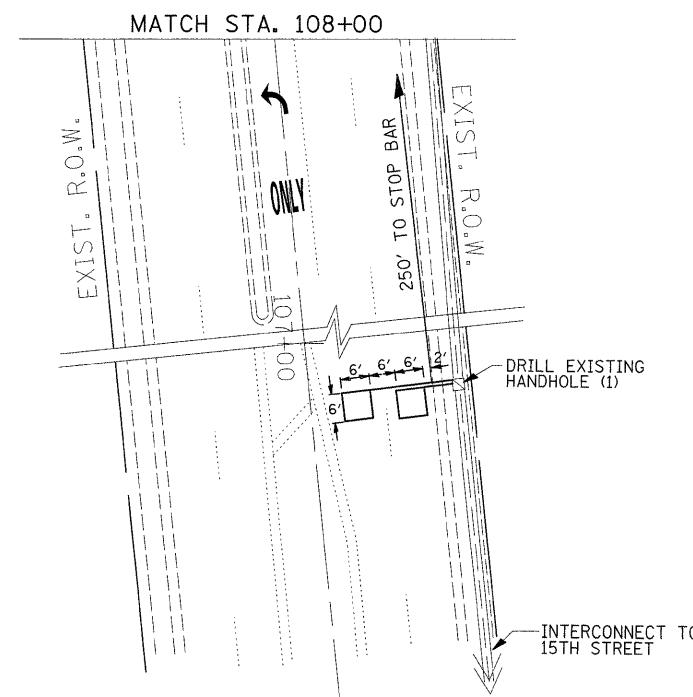
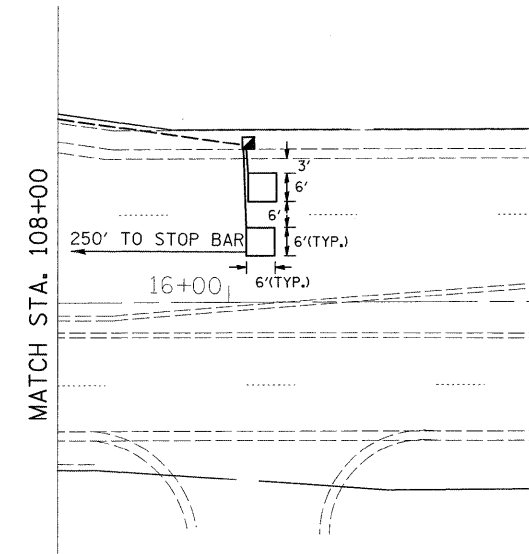

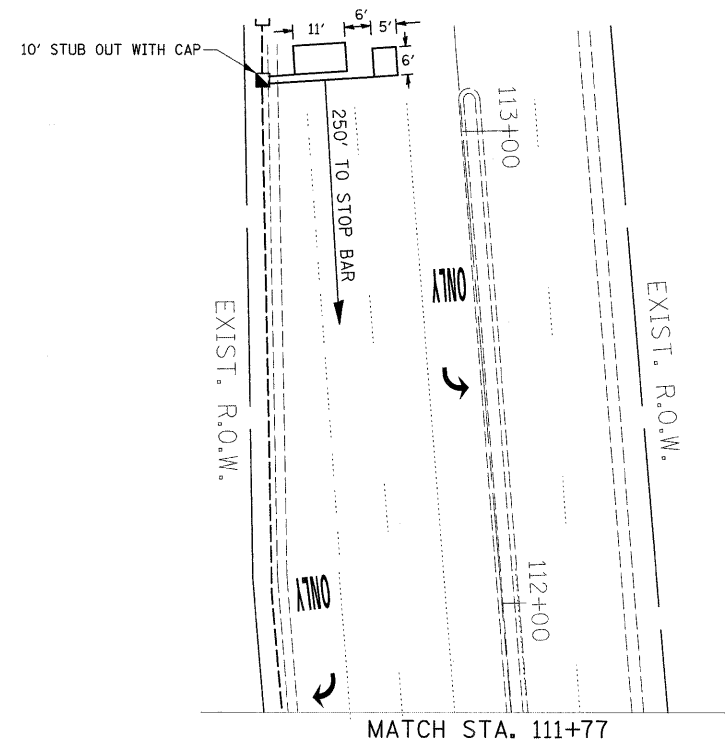


TRAFFIC SIGNAL LEGEND

	PROPOSED	EXISTING
CONTROLLER CABINET		
RAILROAD CONTROL CABINET		
SERVICE INSTALLATION, (P) POLE OR (G) GROUND MOUNT		
TELEPHONE CONNECTION		
SIGNAL HEAD		
SIGNAL HEAD WITH BACKPLATE		
SIGNAL HEAD OPTICALLY PROGRAMMED		
SIGNAL HEAD PEDESTRIAN		
ILLUMINATED SIGN 'NO LEFT TURN'		
ILLUMINATED SIGN 'NO RIGHT TURN'		
SIGNAL POST		
WOOD POLE		
STEEL MAST ARM ASSEMBLY AND POLE		
ALUMINUM MAST ARM ASSEMBLY AND POLE		
STEEL COMBINATION MAST ARM ASSEMBLY AND POLE WITH LUMINAIRE		
UNINTERRUPTIBLE POWER SUPPLY		
PEDESTRIAN SIGNAL HEAD WITH COUNTDOWN TIMER		
JUNCTION BOX		
HANDHOLE		
HEAVY DUTY HANDHOLE		
DOUBLE HANDHOLE		
G.S. CONDUIT IN TRENCH OR PUSHED		
COMMON TRENCH	CT	
UNIT DUCT	UD	
PEDESTRIAN PUSHBUTTON DETECTOR		
DETECTOR LOOP, TYPE I		
PREFORMED DETECTOR LOOP		
MICROWAVE VEHICLE SENSOR		
VIDEO DETECTOR		
CLOSED CIRCUIT TV		
EMERGENCY VEHICLE SYSTEM DETECTOR		
CONFIRMATION BEACON		



CONSTRUCTION NOTES:

PRIOR TO ANY EXCAVATION, THE CONTRACTOR SHALL COORDINATE WITH THE VARIOUS UTILITIES AND THE CITY OF CHICAGO HEIGHTS FOR ALL BURIED UTILITIES. ALL UTILITIES WILL BE IDENTIFIED AND MARKED IN THE FIELD, CONTACT J.U.I.E. 1-800-892-0123.

FILE NAME =	USER NAME = nguyensm	DESIGNED - STEVEN N./JOE E./BRENDA K.	REVISED -	STATE OF ILLINOIS DEPARTMENT OF TRANSPORTATION	TRAFFIC SIGNAL INSTALLATION PLAN ILLINOIS RTE. 30 (ILLINOIS HWY.) @ ILLINOIS RTE. 1 (CHICAGO RD.)	F.A.P. RTE.	SECTION	COUNTY	TOTAL SHEETS	SHEET NO.
ct:\pw_work\p1\dot\nguyensm\117789\Rob-TS.dgn	DRAWN - STEVEN N./BRENDA K.	CHECKED - JOE E.	REVISED -			353/876	2009-033 TS	COOK48	49	35
PLOT SCALE = 20,0000 ' / IN.	DATE - 3/15/09	REVISED -	REVISED -			CONTRACT NO. 60640				
PLOT DATE = 3/19/2009						FED. ROAD DIST. NO.	ILLINOIS FED. AID PROJECT			