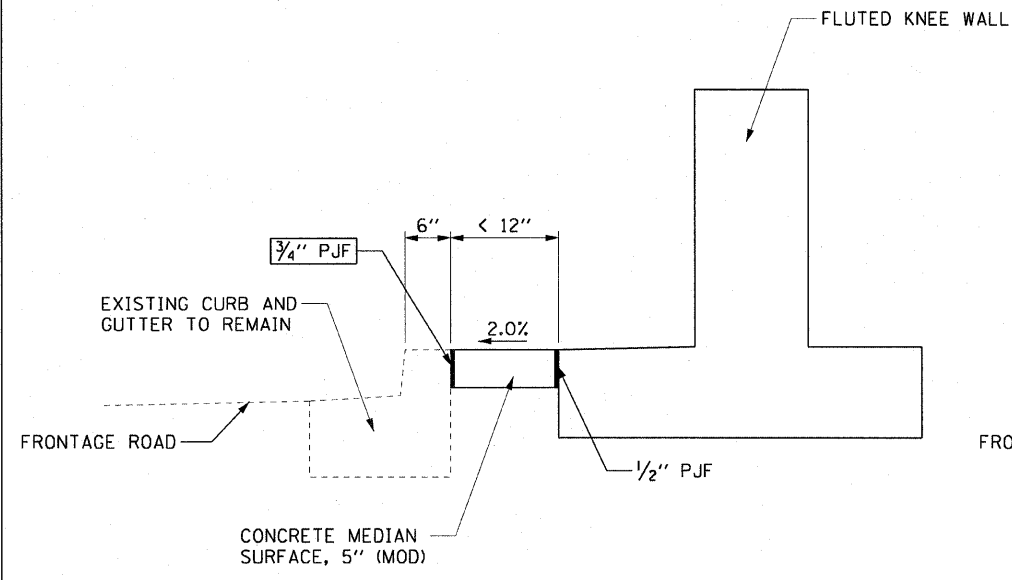
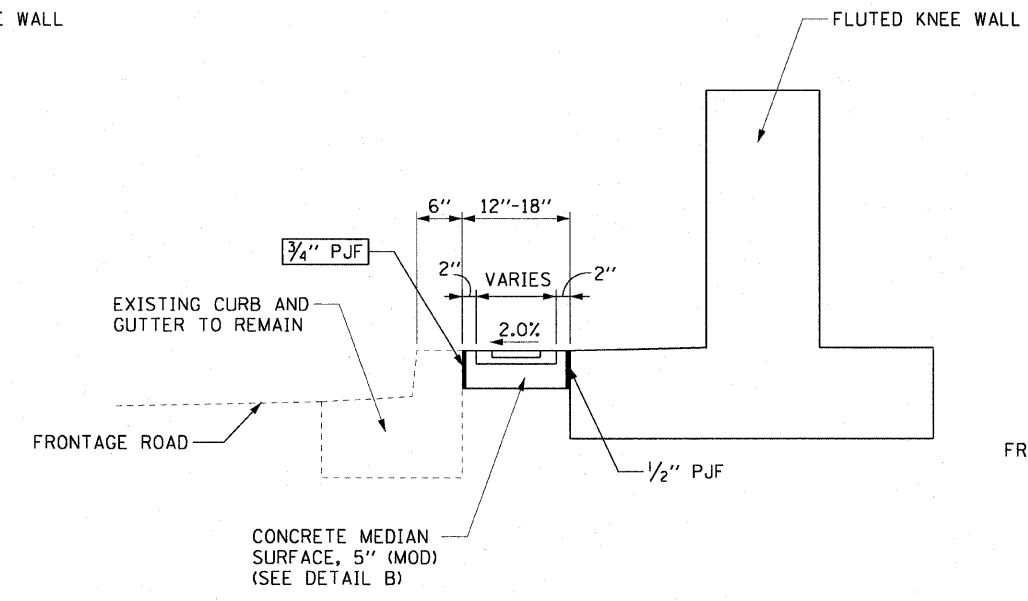


THIS OPTION WILL BE USED WHEN THE CARRIAGE WALK AREA MEASURES < 12" IN WIDTH



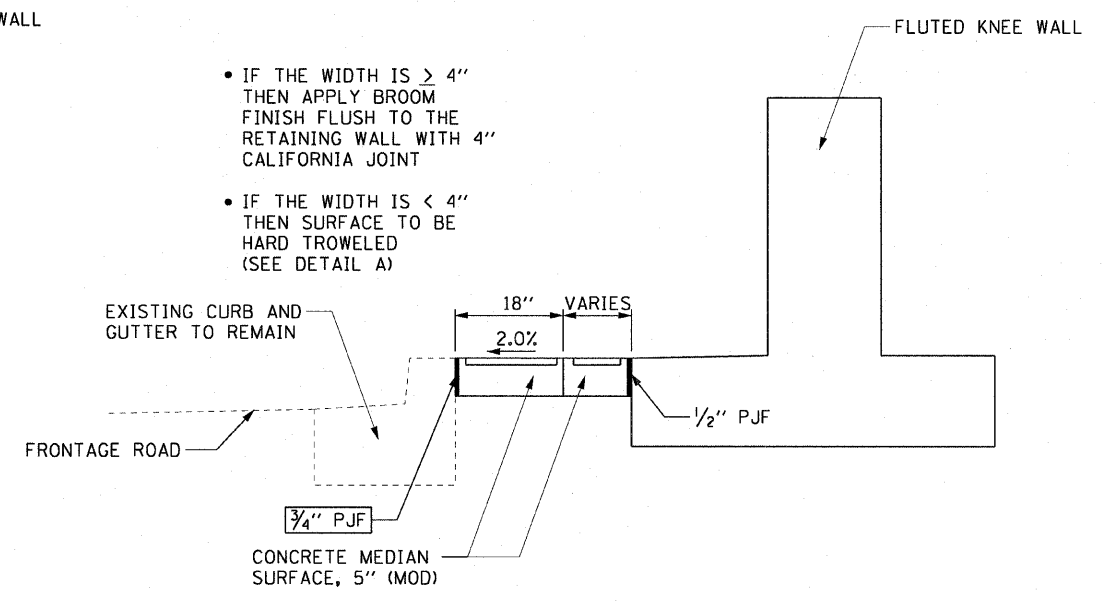
CARRIAGE WALK
AREA < 12" WIDE

THIS OPTION WILL BE USED WHEN THE CARRIAGE WALK AREA MEASURES 12" TO 18" IN WIDTH



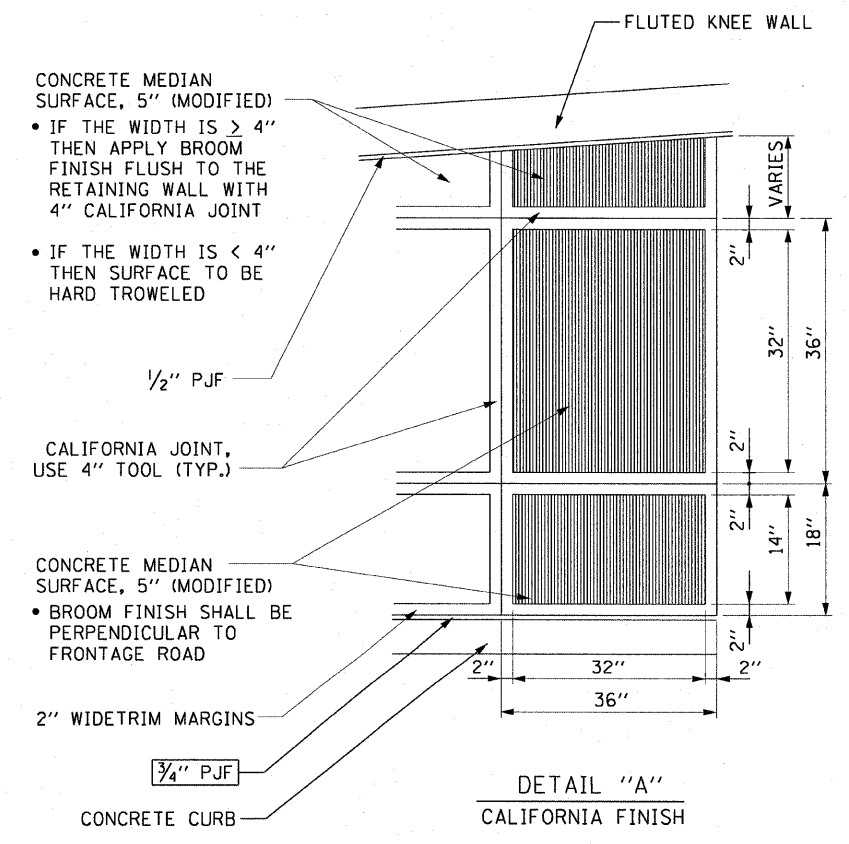
CARRIAGE WALK
AREA 12" TO 18" WIDE

THIS OPTION WILL BE USED WHEN THE CARRIAGE WALK AREA MEASURES > 18" IN WIDTH



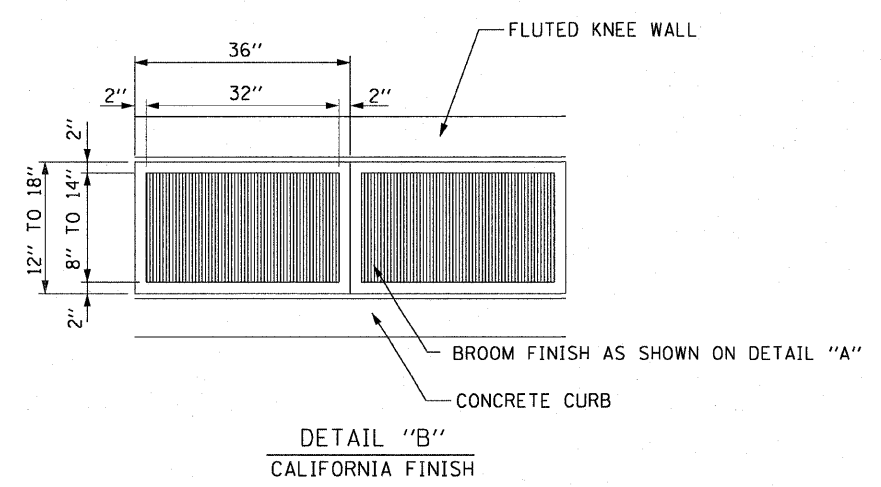
CARRIAGE WALK
AREA > 18" WIDE

- IF THE WIDTH IS $\geq 4"$ THEN APPLY BROOM FINISH FLUSH TO THE RETAINING WALL WITH 4" CALIFORNIA JOINT
- IF THE WIDTH IS $< 4"$ THEN SURFACE TO BE HARD TROWELED (SEE DETAIL A)



DETAIL "A"
CALIFORNIA FINISH

NOTES:
3/4" PREFORMED JOINT FILLER SHALL BE INCLUDED IN THE COST OF THE CONCRETE MEDIAN SURFACE, 5" (MODIFIED).



DETAIL "B"
CALIFORNIA FINISH

AECOM

REVISIONS		NAME	DATE
NO.	DESCRIPTION		

ILLINOIS DEPARTMENT OF TRANSPORTATION
F.A.I. 90/94 (DAN RYAN EXPRESSWAY)
63RD ST TO 59TH ST (NB AND SB KNEE WALLS)
ROADWAY DETAILS
CONCRETE MEDIAN SURFACE, 5" (MODIFIED)
CARRIAGE WALK AND CALIFORNIA FINISH DETAIL

SCALE: NONE
DATE: JANUARY 14, 2009

DRAWN BY: PHP
CHECKED BY: NJH

I:\schiff\p207\p40468\p40468.civil\28-knee_wall_fences\st\concr\ca\28-knee\28002a.dwg 11:44:36 AM 1/13/2009