








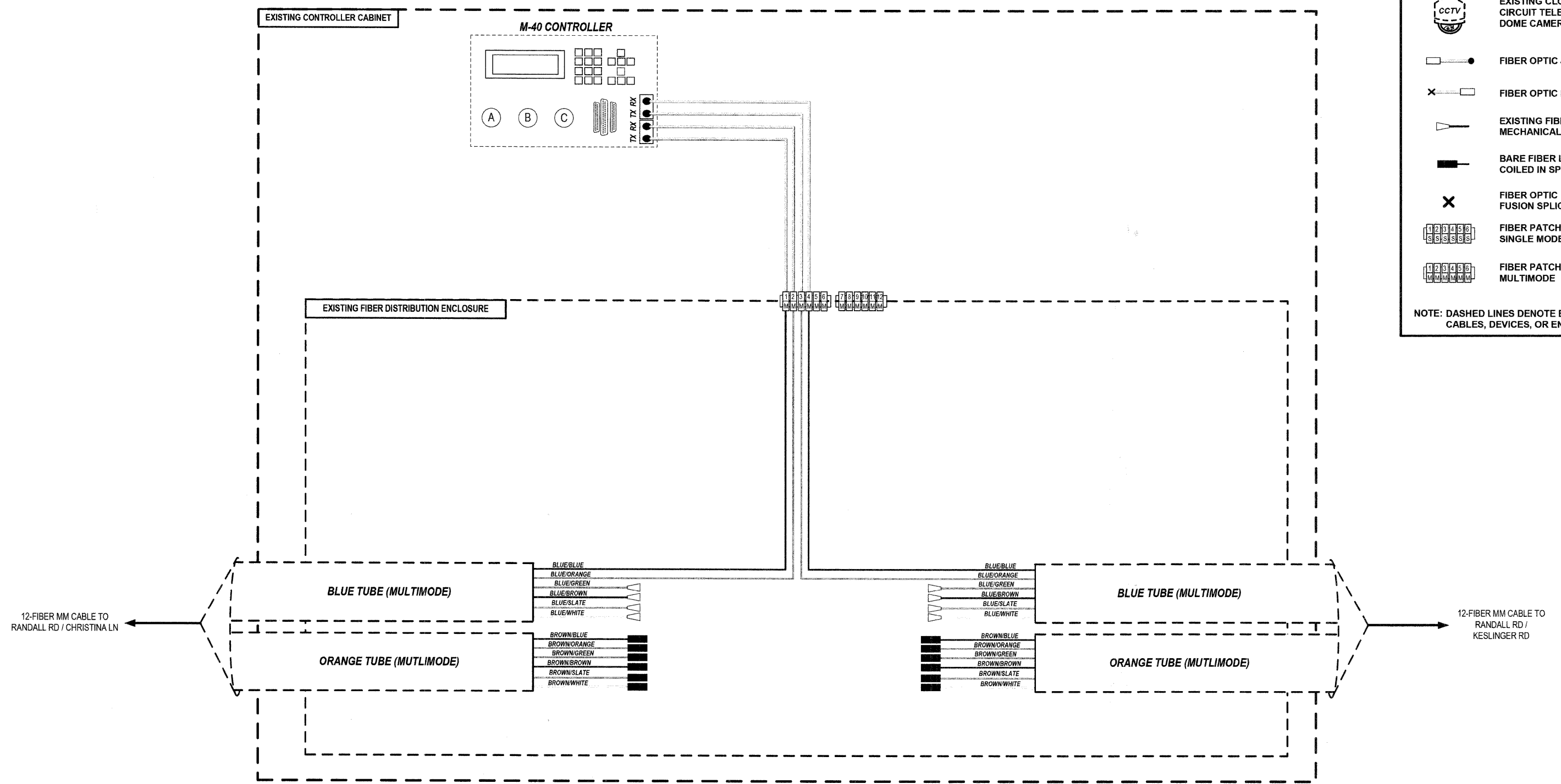


DATE: \_\_\_\_\_ BY: \_\_\_\_\_  
 DATE: \_\_\_\_\_ BY: \_\_\_\_\_  
 HNTB CORPORATION  
 111 N. CANAL STREET  
 CHICAGO, IL 60606  
 (312) 900-9119  
 HNTB  
 DATE: \_\_\_\_\_ BY: \_\_\_\_\_  
 DATE: \_\_\_\_\_ BY: \_\_\_\_\_  
 PROFILE  
 SUSPENDED  
 PLOTTED  
 GRADES CHECKED  
 B.M. NOTED  
 STRUCTURE NOTATIONS CHKD  
 NO. \_\_\_\_\_

**KEY**

-  PROPOSED CLOSED CIRCUIT TELEVISION DOME CAMERA
-  EXISTING CLOSED CIRCUIT TELEVISION DOME CAMERA
-  FIBER OPTIC JUMPER
-  FIBER OPTIC PIGTAIL
-  EXISTING FIBER MECHANICAL CONNECTOR
-  BARE FIBER LEFT COILED IN SPLICE TRAY
-  FIBER OPTIC FUSION SPLICE
-  FIBER PATCH PANEL SINGLE MODE
-  FIBER PATCH PANEL MULTIMODE

NOTE: DASHED LINES DENOTE EXISTING CABLES, DEVICES, OR ENCLOSURES.



**NO WORK PERFORMED AT THIS INTERSECTION.  
 FOR INFORMATION ONLY.**

- NOTES**
1. CONTRACTOR TO VERIFY EXISTING FIBER TUBE CONFIGURATIONS IN THE FIELD.
  2. IF TUBE ASSIGNMENTS FOR MM/SM DIFFER FROM PLANS THEN ENGINEER TO PROVIDE SPLICE ASSIGNMENTS IN THE FIELD.

FILE NAME =	USER NAME =	DESIGNED JOSH ZVOLANEK	REVISED -	STATE OF ILLINOIS DEPARTMENT OF TRANSPORTATION	FIBER SPLICING AND CONNECTION DETAIL (PAGE 21 OF 22) RANDALL ROAD / FARGO BOULEVARD	RTE.	SECTION	COUNTY	TOTAL SHEETS	SHEET NO.	
		CHECKED YOUNGJAE JU	REVISED -			336	07-00366-00-TL	KANE	43	41	
PLOT SCALE =		DRAWN JOSH ZVOLANEK	REVISED -			CONTRACT NO. 63128					
PLOT DATE =		DATE 2/20/2009	REVISED -			FED. ROAD DIST. NO. ILLINOIS FED. AID PROJECT					