

F.A.U. ROUTE	SECTION	COUNTY	TOTAL SHEETS	SHEET NO.
1441	09-00071-00-RS	KANE	20	2
GENERAL NOTES				

CONTRACT NO. 63151

GENERAL NOTES

- ANY REFERENCE TO THE STANDARDS THROUGHOUT THE PLANS OR SPECIAL PROVISIONS SHALL BE INTERPRETED AS THE LATEST STANDARD OF THE ILLINOIS DEPARTMENT OF TRANSPORTATION.
- EXISTING UTILITIES ARE SHOWN ON THE PLANS ACCORDING TO INFORMATION OBTAINED FROM THE UTILITY COMPANIES, CITY OF BATAVIA, ILLINOIS DEPARTMENT OF TRANSPORTATION AND/OR OTHER OFFICES AND AGENCIES ASSOCIATED WITH THE DEVELOPMENT OF THESE PLANS DO NOT GUARANTEE THEIR ACCURACY OR COMPLETENESS. THE CONTRACTOR WILL BE REQUIRED TO VERIFY THE EXACT LOCATION OF EXISTENCE, NATURE AND EXACT LOCATION OF ALL UTILITIES AND SHALL TAKE DUE CARE IN ALL PHASES OF THE CONSTRUCTION TO PROTECT ANY DAMAGE TO EXISTING ANY SUCH FACILITIES WHICH MAY BE AFFECTED BY THE WORK. UTILITIES SHALL BE REPAIRED AT THE CONTRACTORS EXPENSE.
- THE CONTRACTOR SHALL COORDINATE CONSTRUCTION ACTIVITIES WITH UTILITY COMPANIES, THE CITY OF BATAVIA AND OTHER GOVERNMENT AGENCIES.
- BEFORE STARTING ANY EXCAVATION, THE CONTRACTOR SHALL CALL "JULIE" AT 1-800-892-0123, THE CITY OF BATAVIA, KANE COUNTY (630-208-3130), AND IDOT BUREAU OF TRAFFIC (MEADE ELECTRIC) (773-287-7672) FOR FIELD LOCATIONS OF BURIED UTILITIES (48 HOURS NOTIFICATION REQUIRED).
- NO WORK SHALL COMMENCE UNTIL TRAFFIC CONTROL REQUIREMENTS ARE MET.
- ALL UTILITIES, SCHOOL DISTRICTS, LOCAL POLICE, AND FIRE DEPARTMENTS SHALL BE NOTIFIED BY THE CONTRACTOR PRIOR TO THE START OF CONSTRUCTION.
- UNLESS AUTHORIZED BY THE ENGINEER, ALL EXISTING ACCESS POINTS SHALL BE MAINTAINED AT ALL TIMES BY THE CONTRACTOR.
- THE CONTRACTOR WILL NOT BE ALLOWED TO SET UP A YARD OR FIELD OFFICE WITHOUT WRITTEN CONSENT FROM THE CITY OF BATAVIA OR I.D.O.T.
- FULL-DEPTH SAW CUTS SHALL BE USED TO REMOVE EXISTING PAVEMENT, CURB AND GUTTER, SIDEWALK, DRIVEWAYS, BUTT JOINTS AND APPURTANANCES FROM MATERIAL TO REMAIN, IN ACCORDANCE WITH SECTION 440 OF THE "STANDARD SPECIFICATIONS". THE COST OF THE SAWING SHALL BE INCLUDED IN THE COST OF THE ITEM BEING REMOVED.
- ALL DIMENSIONS, INCLUDING RADII, ARE GIVEN TO THE EDGE OF PAVEMENT UNLESS OTHERWISE NOTED.
- IT SHALL BE THE CONTRACTOR'S RESPONSIBILITY TO VERIFY ALL DIMENSIONS AND CONDITIONS EXISTING IN THE FIELD PRIOR TO ORDERING MATERIALS AND BEGINNING CONSTRUCTION.
- BASE COURSE SHALL NOT BE PLACED ADJACENT TO CURB AND GUTTER UNTIL THE CURB AND GUTTER HAS BEEN PROPERLY BACKFILLED TO THE SATISFACTION OF THE ENGINEER.
- PRIOR TO PLACING HOT-MIX ASPHALT ADJACENT TO EXISTING PAVEMENT TO REMAIN, THE EXPOSED EDGE SHALL BE CLEANED OF LOOSE MATERIAL TO THE SATISFACTION OF THE ENGINEER. THIS WORK SHALL BE CONSIDERED INCLUDED IN THE COST OF THE HOT-MIX ASPHALT BEING PLACED.
- HOT-MIX ASPHALT SURFACE COURSE SHALL NOT BE PLACED UNTIL ALL WORK INCLUDING TOP SOIL PLACEMENT, AND HOT-MIX ASPHALT BINDER COURSE HAS BEEN COMPLETED TO THE SATISFACTION OF THE ENGINEER.
- TEN FOOT TRANSITIONS SHALL BE USED TO MATCH PROPOSED ITEMS OF WORK TO EXISTING ITEMS IN THE FIELD, UNLESS OTHERWISE SHOWN. THE TRANSITIONS SHALL BE PAID FOR AT THE CONTRACT UNIT PRICE FOR THE PROPOSED ITEM OF WORK SPECIFIED.
- THE CONTRACTOR SHALL NOT CROSS COMPLETED BASE COURSE, OR EXISTING PAVEMENT NOT SCHEDULED TO BE REMOVED, WITH TRACK EQUIPMENT.
- THE CONTRACTOR SHALL PROVIDE AND INSTALL TWO (2) WEIGHTED SAND BAGS ON EACH TYPE I OR II BARRICADE USED, ONE (1) SAND BAG ACROSS EACH BOTTOM RAIL. TYPE III BARRICADES SHALL HAVE FOUR (4) WEIGHTED SANDBAGS.
- PAY ITEMS IN THE SUMMARY OF QUANTITIES HAVE BEEN ESTIMATED. IF, IN THE ENGINEER'S OPINION, THE WORK IS NOT REQUIRED, THE ITEM WILL BE DEDUCTED FROM THE CONTRACT AND NO ADDITIONAL COMPENSATION WILL BE ALLOWED. ANY SIGN LOCATED IN THE PUBLIC RIGHT-OF-WAY WHICH INTERFERES WITH CONSTRUCTION OF THE PROPOSED ROADWAY WORK OR LIGHTING SYSTEM, THAT IS INTENDED TO BE MAINTAINED SHALL BE RELOCATED. THIS WORK IS INCIDENTAL TO THIS PROJECT. ALL WORK INVOLVING SIGN REMOVAL SHALL BE GOVERNED BY THE FOLLOWING REQUIREMENTS:
 - A SIGN LOG SHALL BE CREATED BY THE CONTRACTOR PRIOR TO THE START OF CONSTRUCTION. A COPY SHALL BE GIVEN TO THE ENGINEER FOR REVIEW. UPON REVIEW BY THE ENGINEER, THE CONTRACTOR SHALL PROVIDE A COPY TO THE CITY OF BATAVIA ENGINEERING DEPARTMENT.
 - SIGNS SHALL NOT BE MOVED UNTIL PROGRESS OF WORK NECESSITATES IT.
 - EVERY SIGN RELOCATED MUST BE RE-ERECTED AT A TEMPORARY LOCATION IN A WORKMANLIKE MANNER AND BE VISIBLE TO TRAFFIC FOR WHICH IT WAS INTENDED. ALL SUCH SIGNS MUST BE MAINTAINED STRAIGHT AND CLEAN FOR THE DURATION OF TEMPORARY SETTING. THIS WORK INCLUDES PROVIDING A SIGN POST FOR THE TEMPORARY LOCATION, SHOULD SUCH A POST BE NECESSARY.
 - ALL SIGNS SHALL BE RE-ERECTED IN THE ORIGINAL LOCATION AS THE IMPROVEMENTS ARE COMPLETED.
- THE CONTRACTOR SHALL BE RESPONSIBLE FOR ANY SIGNS DAMAGED BY HIS/HER CONSTRUCTION ACTIVITIES AND WILL REPLACE THEM AT NO COST TO THE CITY. THIS WORK SHALL BE INCIDENTAL TO THE CONTRACT.
- ON ALL IMPROVEMENTS, THE FRAMES AND LIDS OF EXISTING CATCH BASINS, INLETS, MANHOLES, AND VALVE VAULTS WHICH ARE TO BE ABANDONED DUE TO CONSTRUCTION OF THIS IMPROVEMENT ARE TO REMAIN THE PROPERTY OF THE CITY OF BATAVIA AND BE SALVAGED. THESE ITEMS SHALL BE DELIVERED TO THE CITY OF BATAVIA.
- MAINTENANCE OF SEWER FLOWS** - THE CONTRACTOR SHALL CONDUCT HIS OPERATIONS AS TO MAINTAIN AT ALL TIMES FLOW THROUGH EXISTING STORM AND SANITARY SEWER SYSTEMS. HE SHALL ALSO PROVIDE AND MAINTAIN AN EFFICIENT PUMPING PLANT IF NECESSARY AND A TEMPORARY OUTLET AND BE PREPARED AT ALL TIMES TO DISPOSE OF THE WATER COLLECTED IN A SAFE MANNER WITHOUT DAMAGE OF ANY KIND TO ADJACENT PROPERTIES. THE ENDS OF EXISTING DRAINAGE LINES WHICH ARE NOT TO BE INCORPORATED INTO THE PROJECT ARE TO BE SEALED AS SPECIFIED IN THE SPECIAL PROVISIONS. EXISTING STRUCTURES ARE TO BE INSPECTED BEFORE CONSTRUCTION STARTS - ANY ACCUMULATION OF MATERIAL IN THE STRUCTURE DUE TO THE CONSTRUCTION OPERATIONS. THE COST OF THIS WORK SHALL BE INCIDENTAL TO THE CONTRACT.
- FRAMES AND LIDS TO BE ADJUSTED (SPECIAL)** - THIS ITEM PERTAINS TO ONLY STRUCTURES LOCATED IN THE CONCRETE AND HOT-MIX ASPHALT ROADWAY PAVEMENT AREAS THAT WILL REQUIRE CONCRETE OR BITUMINOUS SURFACE REMOVAL. ALL STRUCTURES IN THE CURB AND GUTTER OR WITHIN THE RAISED MEDIANS WILL NOT BE DONE UNDER THIS ITEM. THE ENGINEER WILL MARK IN THE FIELD ALL STRUCTURES TO BE DONE UNDER THIS ITEM. SEE "DETAILS FOR FRAMES AND LIDS ADJUSTMENT WITH MILLING.
- PRIME COAT** - PRIME COAT MUST BE INSTALLED NO EARLIER THAN TWENTY-FOUR (24) HOURS PRIOR TO PLACEMENT OF HOT-MIX ASPHALT.
- BUTT JOINTS** - BUTT JOINT WILL BE INSTALLED AT THE ENDS OF ALL RESURFACING (WHERE RESURFACING MEETS EXISTING PAVEMENT). IN ACCORDANCE WITH THE "BUTT JOINT AND HOT-MIX ASPHALT TAPER DETAILS" SHEET INCLUDED IN THE PLANS, UNLESS OTHERWISE SPECIFIED.
- MILLED PAVEMENT OPEN TO TRAFFIC** - WHEN MILLED PAVEMENT IS OPEN TO TRAFFIC THE MAXIMUM GRADE DIFFERENTIAL BETWEEN PASSES OF THE MILLING MACHINE SHALL NOT EXCEED 40 MM (1.5 INCHES) WHERE THE SPEED LIMIT IS 80 KM/H (45 MPH). A MAXIMUM GRADE DIFFERENTIAL OF 75 MM (3 INCHES) MAY BE ALLOWED IF THE EDGE OF THE MILLING IS SLOPED A MINIMUM 1:3 (V:H).

NOTE: ALL BOXED GENERAL NOTES ARE INCIDENTAL ITEMS.









LIST OF STANDARD DRAWINGS

000001-05	STANDARD SYMBOLS, ABBREVIATIONS AND PATTERNS
424001-05	CURB RAMPS FOR SIDEWALKS
442201-03	CLASS C AND D PATCHES
606001-04	CONCRETE CURB AND COMBINATION CONCRETE CURB AND GUTTER
701501-05	URBAN LANE CLOSURE, 2L, 2W UNDIVIDED
701601-06	URBAN LANE CLOSURE, MULTILANE, 1W OR 2W, NONTRAVERSABLE MEDIAN
701701-06	URBAN LANE CLOSURE, MULTILANE INTERSECTION
701801-04	LANE CLOSURE, MULTILANE 1W OR 2W CROSSWALK OR SIDEWALK CLOSURE
701901-01	TRAFFIC CONTROL DEVICES
780001-02	TYPICAL PAVEMENT MARKINGS
886001-01	DETECTOR LOOP INSTALLATIONS
886006-01	TYPICAL LAYOUT FOR DETECTION LOOPS


INDEX OF SHEETS

1	COVER SHEET
2	INDEX OF SHEETS, LEGEND
	GENERAL NOTES, I.D.O.T. STANDARD DRAWINGS
3	SUMMARY OF QUANTITIES
4	EXISTING & PROPOSED TYPICAL CROSS SECTIONS
5-9	EXISTING & PROPOSED ROADWAY IMPROVEMENT PLAN
10-14	PROPOSED PAVEMENT MARKING PLAN
15	BUTT JOINT AND HMA TAPER DETAILS
16	DETAILS FOR FRAMES AND LIDS ADJUSTMENT WITH MILLING
17	TRAFFIC CONTROL AND PROTECTION FOR SIDE ROADS, INTERSECTIONS, AND DRIVEWAYS
18	DISTRICT ONE TYPICAL PAVEMENT MARKINGS
19	PAVEMENT MARKING LETTERS AND SYMBOLS FOR TRAFFIC STAGING
20	DISTRICT 1 DETECTOR LOOP INSTALLATION DETAILS FOR ROADWAY RESURFACING

LEGEND OF SYMBOLS

	DRIVEWAY PAVEMENT REMOVAL
	HOT-MIX ASPHALT DRIVEWAY PAVEMENT
	SIDEWALK REMOVAL
	HOT-MIX ASPHALT SURFACE REMOVAL - BUTT JOINT
	DRIVEWAY PAVEMENT REMOVAL AND REPLACEMENT
	HOT-MIX ASPHALT CONCRETE SURFACE COURSE, MIX "D", N50
	COMBINATION CONCRETE CURB AND GUTTER REMOVAL
	COMBINATION CONCRETE CURB AND GUTTER, TYPE B-6.24 OR B-6.12

NO.	DATE	REVISIONS
1	3/18	PER IDOT COMMENTS



CITY OF BATAVIA

GENERAL NOTES

DATE: 4/6/09
DESIGNED BY: KRY
CHECKED BY: NAB

I.D.O.T. FINAL SUBMITTAL