F.A.P. RTE.	SECTION	COUNTY	TOTAL SHEETS	SHEET NO.
309	17B-1	WHITESIDE	376	48
FED. ROAD DIST. NO. 2	ILLINOIS	FED. AID PROJECT		

Contract #64B74

STATE OF ILLINOIS
DEPARTMENT OF TRANSPORTATION

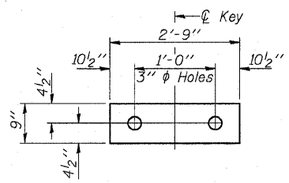

FABRIC BEARING PAD

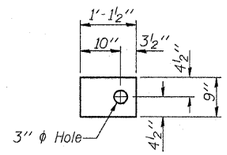

FABRIC ADJUSTING SHIM

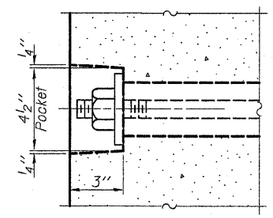

SECTION A-A

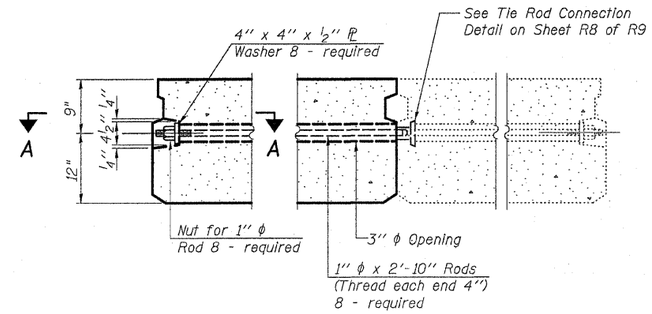

TYPICAL TRANSVERSE TIE ASSEMBLY

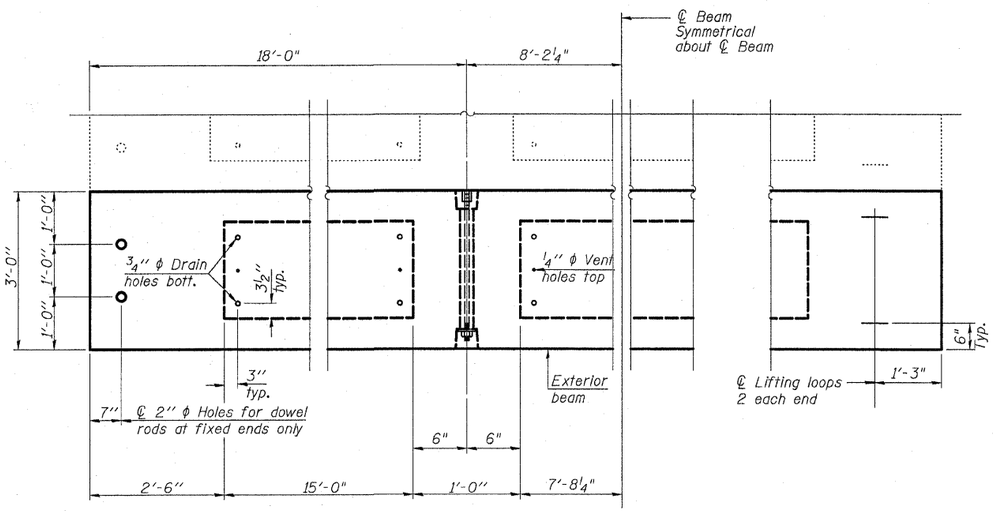

PLAN VIEW

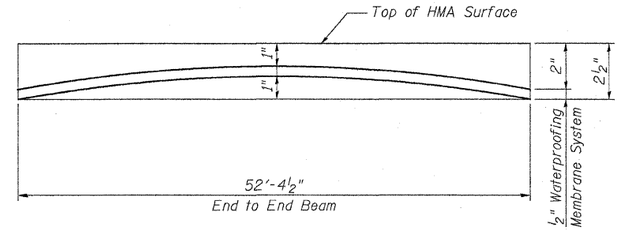

ANTICIPATED INITIAL CAMBER DIAGRAM

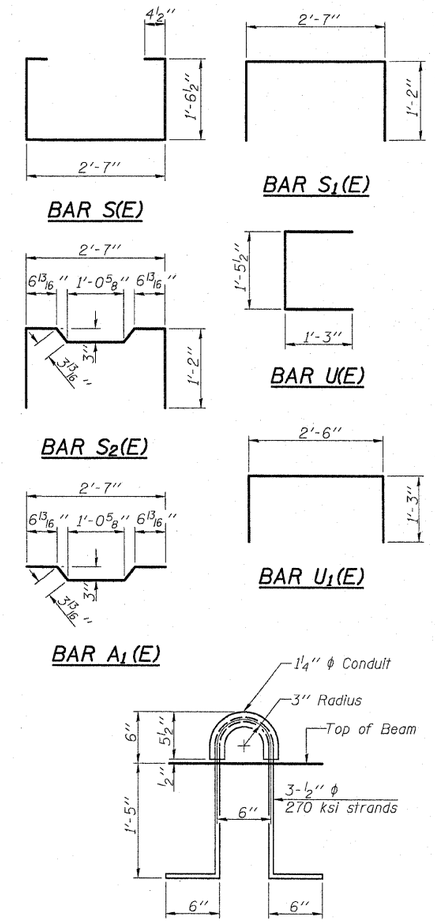

LIFTING LOOP DETAIL

NOTES

Prestressing steel shall be uncoated high strength, low relaxation 7-wire strand, Grade 270. The nominal diameter shall be ½" and the nominal cross-sectional area shall be 0.153 sq. in.

The 1" ϕ rods in the transverse tie assembly shall be tightened to a snug fit and the threads set. Pockets on exterior faces of bridge shall be filled with grout after transverse tie assembly is in place.

Reinforcement bars shall conform to ASTM A 706, Grade 60. (See Special Provisions).

Two ⅛" fabric adjusting shims of the dimensions of the exterior bearing pad shall be provided for each bearing pad location.

A minimum 2½" ϕ lifting pin shall be used to engage the lifting loops during handling.

Corrosion Inhibitor, per Article 1020.05(b)(12) and 1021.06 of the Standard Specifications, shall be used in the concrete for precast prestressed concrete deck beams.

Compressive strength of prestressed concrete, f'c, shall be 6000 psi.

Compressive strength of prestressed concrete at release, f'ci, shall be 5000 psi.

BILL OF MATERIAL

Precast Prestressed Conc. Deck Bms. (21" depth)	Sq. Ft.	628.5

PATRICK ENGINEERING INC.
LISLE, ILLINOIS

DECK BEAM DETAILS II

U.S. RTE. 30/IL RTE. 78 OVER ROCK CREEK
F.A.P. ROUTE 309, SECTION 17B-1
WHITESIDE COUNTY
STATION 1037+69.16
STRUCTURE NO. 098-0053

DATE: March 10, 2009
DRAWN BY: D. Schettler
CHECKED BY: A. Yargicoglu

cg:\dot1\20608_015\work order #10 (us 30 repair plans)\drawings\structure\BeamDetails2.dgn
yargicoglu(Struct) 3/10/2009 3:54:46 PM