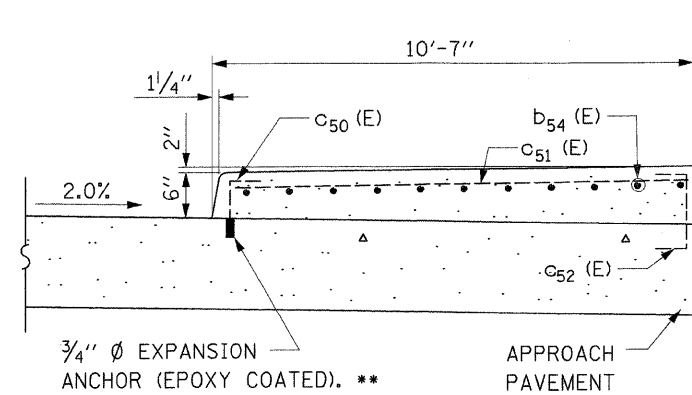
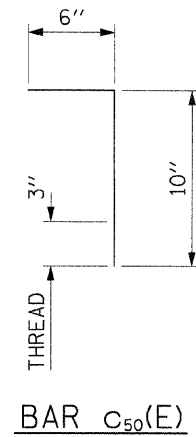


BILL OF MATERIAL

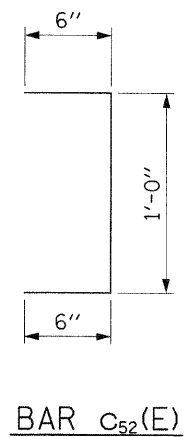
BAR	NO.	SIZE	LENGTH	SHAPE
c ₅₀ (E)	232	#5	29'-6"	⌒
c ₅₁ (E)	462	#9	29'-6"	—
c ₅₂ (E)	232	#4	6'-8"	⌒
c ₅₃ (E)	232	#4	5'-8"	—
b ₅₀ (E)	180	#5	21'-10"	—
b ₅₁ (E)	32	#4	31'-5"	—
b ₅₂ (E)	32	#4	28'-10"	—
b ₅₃ (E)	180	#5	20'-2"	—
* b ₅₄ (E)	44	#5	29'-8"	—
* c ₅₀ (E)	138	#5	1'-4"	⌒
* c ₅₁ (E)	116	#5	10'-2"	—
* c ₅₂ (E)	116	#5	2'-0"	—
* c ₅₃ (E)	6	#5	13'-0"	⌒
h ₅₀ (E)	96	#5	31'-8"	—
h ₅₁ (E)	96	#5	29'-2"	—
* BAR SPLICERS		EACH	124	
* REINFORCEMENT BARS, EPOXY COATED		LB	3110	
* CONCRETE SUPERSTRUCTURES		C.Y.	27.4	
* PREFORMED JOINT SEAL		FOOT	235	
* CONCRETE PAD		S.Y.	154	
* POLYETHYLENE BOND BREAKER		S.Y.	154	
BRIDGE APPROACH PAVEMENT (SPECIAL)		S.Y.	768	



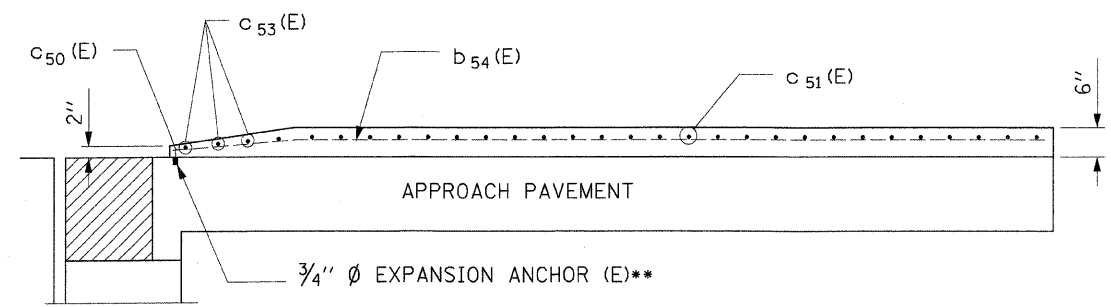
SECTION G-G



BAR c₅₀(E)



BAR c₅₂(E)



SECTION K-K

REINFORCEMENT BARS DESIGNATED (E) SHALL BE EPOXY COATED.

* ITEMS INCLUDED IN THE COST FOR BRIDGE APPROACH PAVEMENT (SPECIAL).

** COST OF MACHINING BAR c₅₀ (E) INCLUDED WITH BRIDGE APPROACH PAVEMENT (SPECIAL).

REVISIONS	
NAME	DATE

ILLINOIS DEPARTMENT OF TRANSPORTATION
 BRIDGE APPROACH PAVEMENT
 DETAILS
 FAI ROUTE 70
 SECTION 60-10K, 60-10-4HB
 MADISON COUNTY

SCALE: NOT TO SCALE
 DATE: 4/06

DRAWN BY: HJB
 CHECKED BY: JAW