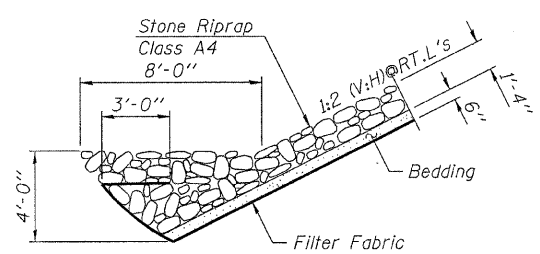
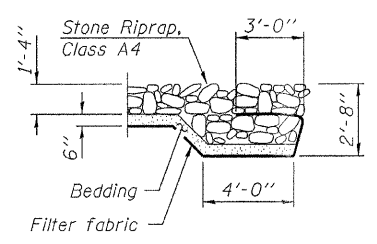


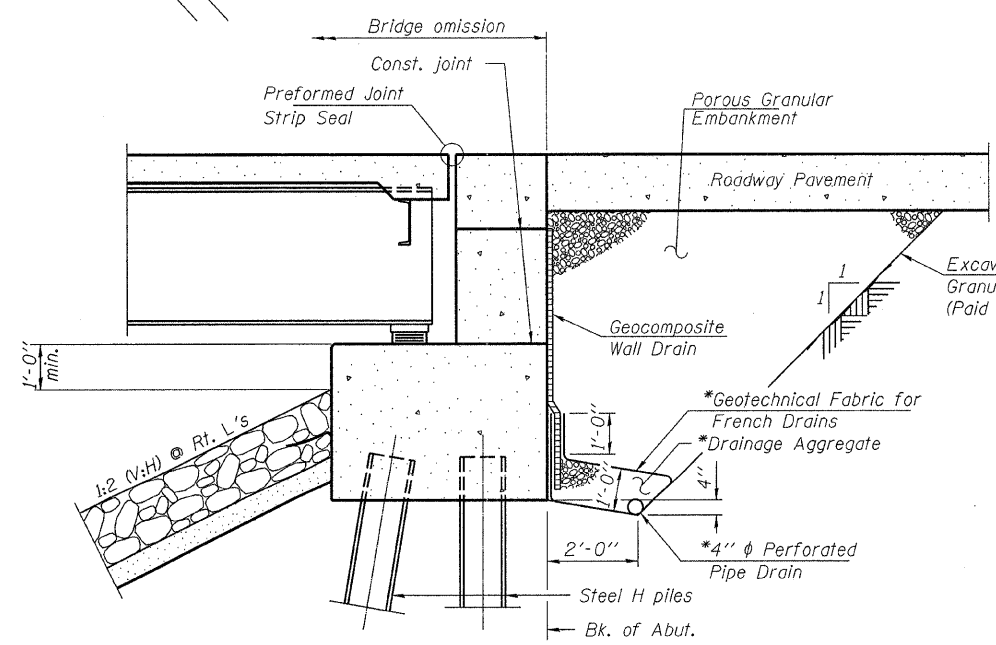
See sheet 2 of plans for detailed riprap Guide Berm layout information.



**SECTION A-A**



**SECTION B-B**



**SECTION THRU PILE SUPPORTED  
STUB ABUTMENT**  
(Horiz. dim. @ Rt. L's)

\* Included in the cost of Pipe Underdrains for Structures.

Note:  
All drainage system components shall extend to 2'-0" from the end of each wingwall except on outlet pipe shall extend until intersecting with the side slopes. The pipes shall drain into concrete headwalls. (See Article 601.05 of the Standard Specifications and Highway Standard 601101).

DESIGNED - M.D.C.
CHECKED - S.M.S.
DRAWN - D.A.B.
CHECKED - M.G.B.

**HAMPTON, LENZINI & RENWICK, INC.**  
CIVIL & STRUCTURAL ENGINEERS  
LAND SURVEYORS

**HLR** 3085 STEVENSON DRIVE, SUITE 201  
SPRINGFIELD, ILLINOIS 62703  
(217) 546-3400

PROJECT NUMBER: 12-75-0001-1 DATE: 12/22/08

T.R.	SECTION	COUNTY	TOTAL SHEETS	SHEET NO.
154	03-06130-00-BR	PIATT	57	15
SANGAMON ROAD DISTRICT		CONTRACT NO. 91385		
FED. ROAD DIST. NO.	ILLINOIS	FED. AID PROJECT		

**RIPRAP LAYOUT  
STRUCTURE NO. 074-3296**