

**DIMENSION 'E'**

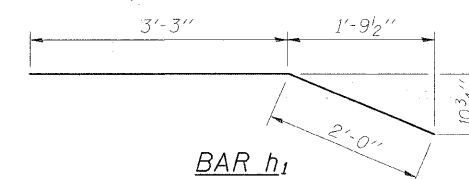
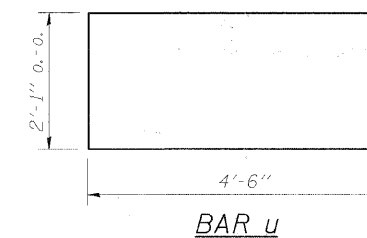
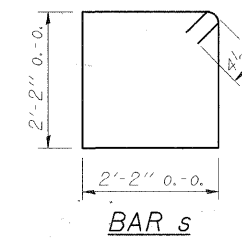
GRADE	'D'=0°		'D'=5°		'D'=10°	
	UPGRADE END	DOWNGRADE END	UPGRADE END	DOWNGRADE END	UPGRADE END	DOWNGRADE END
0%	2 3/8"	2 3/8"	2 3/8"	2 3/8"	2 3/8"	2 3/8"
Over 0% to 1%	2 3/8"	2 3/8"	2 1/4"	2 3/8"	2 1/8"	2 1/2"
Over 1% to 2%	2 3/8"	2 3/8"	2 1/8"	2 1/2"	1 7/8"	2 3/4"
Over 2% to 3%	2 3/8"	2 3/8"	2"	2 3/8"	1 5/8"	3"
Over 3% to 4%	2 3/8"	2 3/8"	1 7/8"	2 3/4"	1 3/8"	3 1/4"

**NOTES**

- The Backwall and the portion of the Wingwalls above the bonded construction joint shall be cast against the in-place beam.
- Reinforcement bars shall conform to the requirements of A.A.S.H.T.O. M-31 or M-322, Grade 60.
- Space reinforcement in cap to miss anchor bolts.

**DESIGN STRESSES**

$f'_c = 3,500$  psi  
 $f_y = 60,000$  psi



**BILL OF MATERIAL FOR ONE ABUTMENT**

Bar	No.	Size	Length	Shape
h	16	#4	5'-0"	—
h1	4	#4	5'-3"	—
h2	6	#4	24'-9"	—
p	10	#7	24'-9"	—
s	27	#4	9'-5"	□
u	8	#6	11'-1"	▭
v	8	#4	3'-2"	—
v1	8	#4	4'-2"	—
v2	50	#4	3'-11"	—
Concrete Structures			9.1 Cu. Yds.	
Reinforcement Bars			1150 Lb.	

SLM-CA-2427-10  
P.P.C. DECK BEAMS  
PILE BENT ABUTMENT

24' ROADWAY  
27" BEAMS  
'D'=0°, 5°, OR 10°

STS | AECOM

2524 S. Broadway  
Salem, Illinois 62881  
618.548.3500  
IL Design Firm Reg.  
No. 194-001519  
www.aecom.com