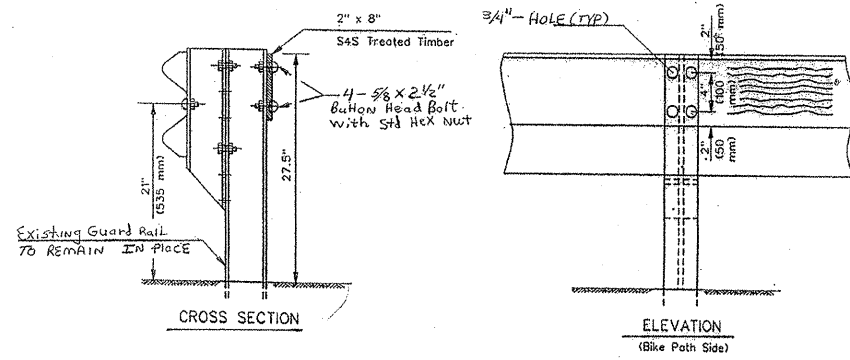


RTE.	SECTION	COUNTY	TOTAL SHEETS	SHEET NO.
**	08-00048-00-BT	SHELBY	29	5

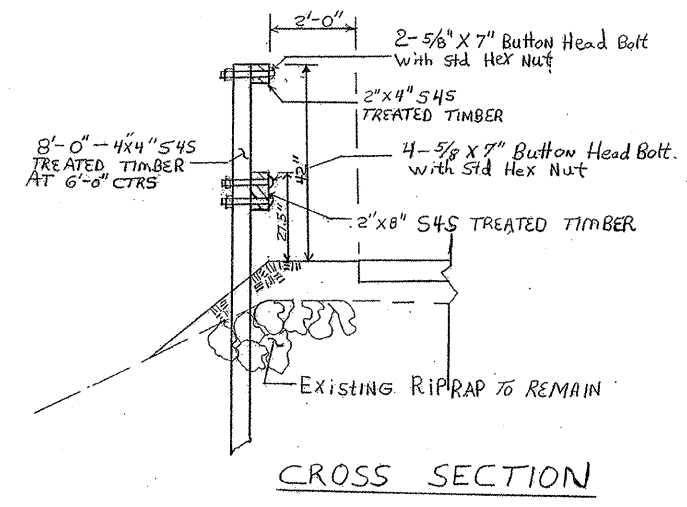
** GENERAL DACEY TRAIL



TIMBER RUB RAIL

TIMBER RUB RAIL

STA TO STA	O/S	LENGTH
436+00 TO 440+00	LEFT	400 FEET
	TOTAL	400 FEET

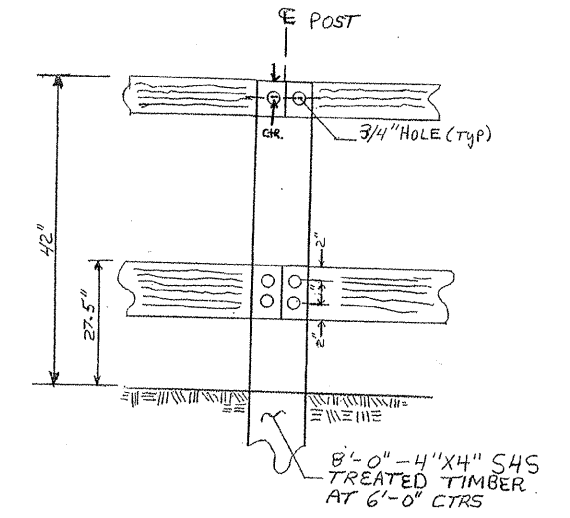


CROSS SECTION

TIMBER BICYCLE RAIL

TIMBER BICYCLE RAIL

STA TO STA	O/S	LENGTH
419+00 TO 430+00	LT.	1150 FEET
419+00 TO 420+00	RT.	100 FEET
405+20 TO 406+50	LT.	130 FEET
405+20 TO 406+50	RT.	130 FEET
60+00 TO 61+50	LT.	150 FEET
	TOTAL	1660 FEET



ELEVATION
(BIKE PATH SIDE)

NOTES

Bolts, cap screws, and nuts shall conform to the requirement of ASTM designation A-307 except for the high strength bolts, nuts and washers noted which shall conform to AASHTO M-232.

All bolts, nuts, cap screws, washers and lock washers shall be galvanized in accordance with AASHTO M-232.

All holes in wooden post and rails shall be field drilled by the contractor. The cost of drilling shall be included in the unit price for wooden rub railing and wooden bicycle rail.

All field drilled holes in the metal post shall be coated with approved zinc rich paint before the erection of the wooden rails.

All wood material for the rub rail and bicycle railing shall conform to the applicable parts of section 1007 of the standard specification for road and bridge construction.

All wood shall have preservative treatment in accordance with article 1007.12 of the standard specifications for road and bridge construction.

CITY OF SHELBYVILLE ILLINOIS
GENERAL DACEY TRAIL
PHASE 4