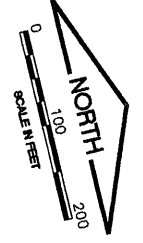
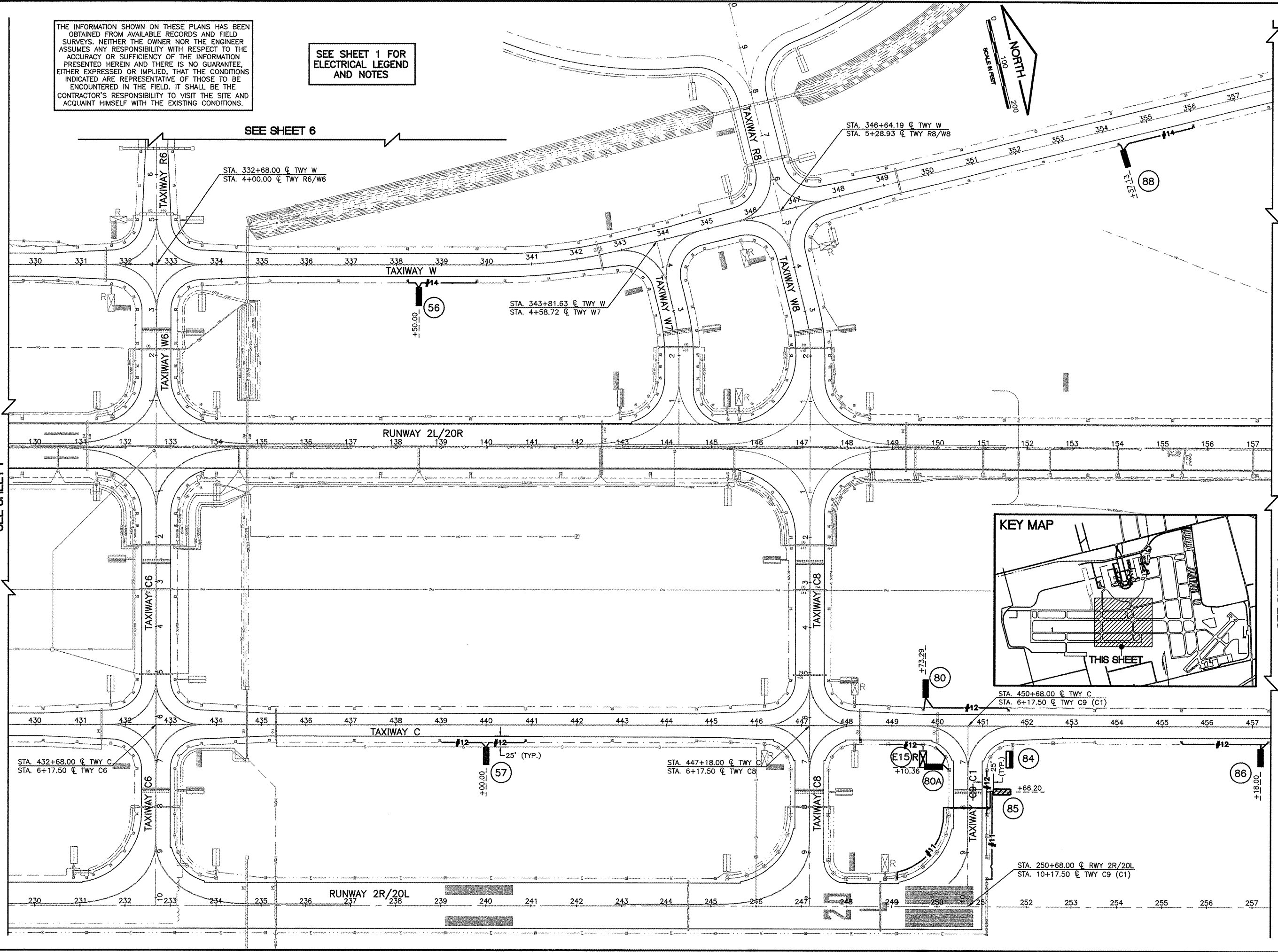


DATE: Thursday, February 26, 2009 2:04:21 PM  
 FILE: K:\Dugan\0825702\_Airfield\_Signage\_Phase 1 And 2\_Sign-plan\_SHE2.dwg  
 UPDATE BY: Jeremy Linke  
 LAYOUT: Sheet 2  
 REF: DWG

THE INFORMATION SHOWN ON THESE PLANS HAS BEEN OBTAINED FROM AVAILABLE RECORDS AND FIELD SURVEYS. NEITHER THE OWNER NOR THE ENGINEER ASSUMES ANY RESPONSIBILITY WITH RESPECT TO THE ACCURACY OR SUFFICIENCY OF THE INFORMATION PRESENTED HEREIN AND THERE IS NO GUARANTEE, EITHER EXPRESSED OR IMPLIED, THAT THE CONDITIONS INDICATED ARE REPRESENTATIVE OF THOSE TO BE ENCOUNTERED IN THE FIELD. IT SHALL BE THE CONTRACTOR'S RESPONSIBILITY TO VISIT THE SITE AND ACQUAINT HIMSELF WITH THE EXISTING CONDITIONS.

SEE SHEET 1 FOR ELECTRICAL LEGEND AND NOTES

SEE SHEET 6



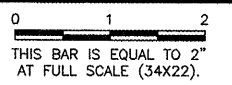
SEE SHEET 3

SEE SHEET 4

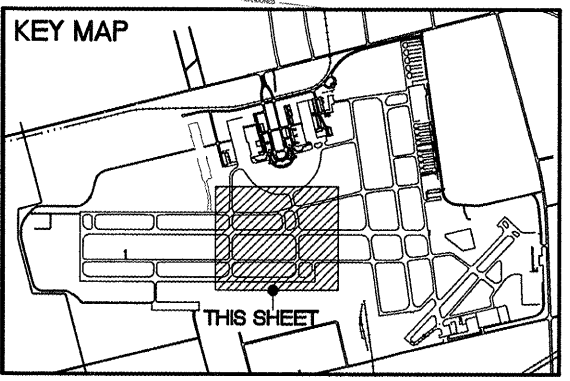
IL. CONTRACT: **DU078**  
 IL. LETTING ITEM: **9A**  
 IL. PROJECT: **DPA-3836**  
 A.I.P. PROJECT: **3-17-0017-B23**

SURVEY BOOK # BOOK #

REVISIONS		
NUMBER	BY	DATE



**DUPAGE AIRPORT  
 WEST CHICAGO, ILLINOIS  
 AIRFIELD SIGNAGE UPDATES**  
**PROPOSED IMPROVEMENTS - SHEET 2**



© Copyright CMT, Inc.  
**CMT**  
 CRAWFORD, MURPHY & TILLY, INC.  
 CONSULTING ENGINEERS  
 License No. 184-000813



DESIGN BY:	JRL / AAO
DRAWN BY:	JRL / JRO
CHECKED BY:	JRL
APPROVED BY:	DLP
DATE:	2/27/2009
JOB No:	08257-02-00

**FINAL**