







\*NOTE\*  
Construction Type Code 0021

ITEM NO	ITEM	UNIT	QUANTITY
20200100	EARTH EXCAVATION	CU YD	86
20400800	FURNISHED EXCAVATION	CU YD	51
20800150	TRENCH BACKFILL	CU YD	68
28000400	PERIMETER EROSION BARRIER	FOOT	1,710
35300300	PORTLAND CEMENT CONCRETE BASE COURSE, 8"	SQ YD	28
42300200	PORTLAND CEMENT CONCRETE DRIVEWAY PAVEMENT, 6 INCH	SQ YD	336
42400100	PORTLAND CEMENT CONCRETE SIDEWALK 4 INCH	SQ FT	10,896
42400300	PORTLAND CEMENT CONCRETE SIDEWALK 6 INCH	SQ FT	1,118
42400800	DETECTABLE WARNINGS	SQ FT	68
44000100	PAVEMENT REMOVAL	SQ YD	41
44000200	DRIVEWAY PAVEMENT REMOVAL	SQ YD	332
44000500	COMBINATION CURB AND GUTTER REMOVAL	FOOT	76
44000600	SIDEWALK REMOVAL	SQ FT	3,429
542A0217	PIPE CULVERTS, CLASS A, TYPE 1 12"	FOOT	8
550A2310	STORM SEWERS, RUBBER GASKET, CLASS A, TYPE 1 10"	FOOT	176
* 56400100	FIRE HYDRANTS TO BE MOVED	EACH	1
60236200	INLETS, TYPE A, TYPE 8 GRATE	EACH	2
60255500	MANHOLES TO BE ADJUSTED	EACH	1
60605100	COMBINATION CONCRETE CURB AND GUTTER, TYPE B-6.24 (ABUTTING EXISTING PAVEMENT)	FOOT	108
67100100	MOBILIZATION	L SUM	1
X2500900	SEEDING, CLASS 1 (SPECIAL)	ACRE	0.75
X2600012	REMOVE AND RELOCATE SIGN PANEL AND POLE ASSEMBLY	EACH	7
X7010216	TRAFFIC CONTROL AND PROTECTION, (SPECIAL)	L SUM	1

\* SPECIALTY ITEM

<b>MILANO &amp; GRUNLOH ENGINEERS, LLC</b> 114 W. WASHINGTON AVE.   PO BOX 897 EFFINGHAM, IL 62401 Phone: (217) 347-7262   (800) 677-2714 Email: mgeengineers@mgeengineers.com Web: www.mgeengineers.com Design Firm #194-003108		FIELD BOOK 854, 855, 862, 865	ROUTE NO. XXX XXXX	SECTION 24-0057 00-SW	COUNTY CHRISTIAN ILLINOIS	REVISION ISSUED BY DATE
DRAWN BY DB		CHECKED BY MJH	FILE LOCATION S:\2023\23283\DWG\TITLE.DWG	PLOT DATE Wednesday, January 14, 2026 4:40:47 PM		
SUMMARY OF QUANTITIES SAFE ROUTES TO SCHOOL 24-0057-00-SW PANA CHRISTIAN COUNTY, ILLINOIS		SHEET # 4 OF 16		JOB # 23283		

PAVEMENT						
STATION	OFFSET	PORTLAND CEMENT CONCRETE BASE COURSE, 8"	PORTLAND CEMENT CONCRETE DRIVEWAY PAVEMENT, 6 INCH	PORTLAND CEMENT CONCRETE SIDEWALK 4 INCH	PORTLAND CEMENT CONCRETE SIDEWALK 6 INCH	COMBINATION CONCRETE CURB AND GUTTER, TYPE B-6.24 (ABUTTING EXISTING PAVEMENT)
		35300300 SQ YD	42300200 SQ YD	42400100 SQ FT	42400300 SQ FT	60605100 FOOT
100+37.45 - 100+58.96	30.67' - 36.03'L			108		
100+60.19 - 102+02.95	17.10'R - 23.76'R			714		
100+53.68 - 100+53.78	15.01'L - 17.90'R					
100+53.35 - 100+59.35	15.11'L - 30.80'L			77		
100+55.18 - 100+60.25	17.69'R - 23.82'R			30		
100+89.77 - 100+60.66	14.87'L - 17.23'R					
200+77.92 - 201+03.13	15.09'R - 82.96'R			172		
201+03.13 - 203+42.93	15.09'R - 22.60'R			1158		
203+42.80 - 203+68.42	7.67'R - 18.26'R		29			
203+42.90 - 203+68.42	17.94'R - 22.94'R				119	
203+68.18 - 204+23.85	9.99'R - 22.94'R			260		
204+23.73 - 204+58.27	9.99'R - 15.68'R				164	
204+23.85 - 204+58.27	7.04'R - 11.03'R		13			
204+58.15 - 205+19.69	11.03'R - 17.20'R			276		
205+19.56 - 205+30.47	12.88'R - 25.45'R			68		
205+24.74 - 205+43.10	6.57'L - 15.14'L	11				
205+24.84 - 205+42.14	13.33'L - 16.93'L					18
205+30.20 - 205+30.66	09.90'R - 11.20'L					
205+31.22 - 205+37.40	13.69'L - 34.18'L			107		
205+36.35 - 205+36.73	11.96'L - 14.34'R					
300+17.64 - 300+38.13	13.95'R - 40.00'R					36
300+19.79 - 300+86.30	18.91'R - 30.52'R			339		
300+86.20 - 300+96.89	12.42'R - 18.91'R		8			
300+86.21 - 300+97.07	18.76'R - 23.91'R				54	
300+86.22 - 300+97.62	23.76'R - 39.63'R		19			
300+96.89 - 302+02.73	17.48'R - 23.76'R			529		
301+12.18 - 301+14.15	23.52'R - 37.66'R			27		
301+88.31 - 301+91.61	22.44'R - 39.18'R			52		
301+96.77 - 302+19.25	12.97'R - 17.74'R		8			
302+02.63 - 302+15.39	17.48'R - 22.74'R				63	
302+03.42 - 302+14.76	22.49'R - 39.11'R		21			
203+15.29 - 302+64.50	17.74'R - 23.74'R			244		
302+63.14 - 302+89.87	13.51'R - 19.18'R		14			
302+63.83 - 302+86.15	18.73'R - 24.17'R				109	
302+64.50 - 302+85.72	23.74'R - 35.98'R		27			
302+86.15 - 302+97.16	19.18'R - 34.30'R			56		
302+93.07 - 303+13.30	13.54'R - 19.36'R		9			
302+97.05 - 303+08.92	24.30'R - 35.89'R		15			
302+97.13 - 303+08.89	19.30'R - 24.36'R				59	
303+08.89 - 303+16.30	28.35'R - 35.12'R			22		
303+08.89 - 303+78.31	19.36'R - 24.69'R			347		
303+78.30 - 304+27.33	19.21'R - 24.69'R			245		
304+20.78 - 304+43.45	14.51'R - 19.21'R		9			
304+27.29 - 304+44.62	19.04'R - 24.21'R				86	
304+27.33 - 304+44.83	24.04'R - 35.51'R		22			
304+44.57 - 305+05.04	18.51'R - 24.04'R			302		
305+04.22 - 305+24.82	23.51'R - 35.28'R		26			
305+04.80 - 305+25.03	18.51'R - 23.71'R				100	
305+05.04 - 305+25.08	15.18'R - 18.71'R		8			
305+24.82 - 306+66.94	18.71'R - 25.60'R			710		
306+63.78 - 306+91.99	16.31'R - 20.97'R		12			

306+66.85 - 306+87.46	20.60'R - 25.97'R				103	
306+68.36 - 306+86.15	25.63'R - 34.80'R			18		
306+87.37 - 307+76.39	20.97'R - 27.14'R				445	
307+73.11 - 308+05.42	17.07'R - 22.43'R			17		
307+76.34 - 308+05.42	22.14'R - 27.43'R				145	
307+77.51 - 308+05.49	27.15'R - 35.74'R			26		
308+05.37 - 308+86.08	22.43'R - 27.56'R				403	
308+82.86 - 309+13.63	17.82'R - 22.56'R			13		
308+86.07 - 309+09.28	22.48'R - 27.56'R				116	
308+86.42 - 309+08.51	27.49'R - 36.58'R			22		
309+09.26 - 309+76.40	22.25'R - 27.48'R				332	
309+74.75 - 309+87.03	22.25'R - 35.15'R				70	
309+87.00 - 310+04.23	30.15'R - 35.26'R				85	
310+03.51 - 310+04.71	28.25'R - 37.26'R					9
310+05.33 - 310+33.67	28.73'R - 28.77'R					
310+06.12 - 310+30.36	35.75'R - 35.77'R					
310+29.14 - 310+56.65	16.29'R - 42.79'R	17				
310+30.93 - 310+56.65	18.29'R - 48.68'R					45
310+33.13 - 312+16.27	28.63'R - 35.24'R				1090	
312+16.25 - 314+06.00	28.38'R - 34.63'R				1142	
401+12.18 - 402+96.83	17.92'R - 23.69'R				914	
400+53.92 - 401+02.65	42.91'R - 92.08'R				407	
400+96.76 - 401+15.59	18.71'R - 44.02'R				165	
TOTALS		28	336	10896	1118	108

PAVEMENT REMOVAL					
STATION	OFFSET	PAVEMENT REMOVAL	DRIVEWAY PAVEMENT REMOVAL	COMBINATION CURB AND GUTTER REMOVAL	SIDEWALK REMOVAL
		44000100 SQ YD	44000200 SQ YD	44000500 FOOT	44000600 SQ FT
100+95.91 - 102+02.94	16.17'R - 21.18'R				416
203+42.80 - 203+68.42	07.67'R - 22.83'R		40		
205+24.77 - 205+43.10	8.57'L - 15.14'L	7			
205+24.83 - 205+42.36	13.09'L - 16.66'L			18	
205+31.22 - 205+36.48	13.69'L - 34.18'L				83
300+23.14 - 300+38.17	13.95'R - 30.99'R			25	
300+24.17 - 302+18.14	25.31'R - 31.36'R				726
301+12.18 - 301+14.15	30.03'R - 37.66'R				15
301+88.33 - 301+91.61	29.13'R - 39.18'R				32
310+96.77 - 302+19.25	12.97'R - 39.11'R		31		
302+93.07 - 303+13.30	13.54'R - 35.89'R		30		
303+08.89 - 303+16.30	28.35'R - 35.12'R				22
304+20.78 - 304+44.83	14.51'R - 35.51'R		40		
305+04.22 - 305+25.08	15.18'R - 35.28'R		45		
306+63.78 - 306+91.99	16.31'R - 34.80'R		40		
307+73.11 - 308+04.00	17.07'R - 35.75'R		58		
308+82.86 - 309+13.63	17.82'R - 36.58'R		48		
310+03.58 - 310+04.72	28.25'R - 35.26'R			7	
310+28.93 - 310+56.65	16.37'R - 48.70'R	34			
310+40.93 - 310+56.65	17.82'R - 34.58'R			26	
310+41.64 - 312+53.96	28.73'R - 35.22'R				1243
312+53.93 - 314+06.00	28.38'R - 34.53'R				892
TOTALS		41	332	76	3429

REVISION ISSUED	BY	DATE	SECTION	ROUTE NO.	ROUTE NO.	FILE LOCATION	PLOT DATE
			24-0057 00-SW	XXX XXX	XXX XXX	S:\2023\2388\DWG\TITLE.DWG	Wednesday, January 14, 2026 4:40:52 PM
COUNTY	CHRISTIAN		FIELD BOOK	854, 855, 862, 865		DRAWN BY	DB
SECTION	24-0057 00-SW		CHECKED BY	IMH		MILANO & GRUNLOH ENGINEERS, LLC	114 W. WASHINGTON AVE.   PO BOX 897
ROUTE NO.	XXX XXX		FILE LOCATION	S:\2023\2388\DWG\TITLE.DWG		EFFINGHAM, IL 62401	Phone: (217) 347-7326   (800) 677-2714
ROUTE NO.	XXX XXX		PLOT DATE	Wednesday, January 14, 2026 4:40:52 PM		Email: mgen@engr.com	Web: www.mgen.com
FILE LOCATION	S:\2023\2388\DWG\TITLE.DWG		SCHEDULE OF QUANTITIES	SAFE ROUTES TO SCHOOL		24-0057-00-SW	
PLOT DATE	Wednesday, January 14, 2026 4:40:52 PM		PANA		CHRISTIAN COUNTY, ILLINOIS		
	SHEET #		5		OF 16		
	JOB #		23283				

STORM WATER					
STATION	OFFSET	PIPE CULVERTS, CLASS A, TYPE 1 12"	STORM SEWERS, RUBBER GASKET, CLASS A, TYPE 1 10"	INLETS, TYPE A, TYPE 8 GRATE	MANHOLES TO BE ADJUSTED
		542A0217	550A2310	60236200	60255500
		FOOT	FOOT	EACH	EACH
100+52.73 - 100+60.71	27.19 - 27.78 LT	8			
203+38.38 - 203+76.70	12.23 - 15.30 RT		38		
203+76.70	12.23 RT			1	
203+76.70 - 205+15.52	11.15 - 12.12 RT		138		
205+15.52	11.15 RT			1	
303+76.43	21.23				1
TOTALS		8	176	2	1

MISCELLANEOUS			
STATION	OFFSET	FIRE HYDRANTS TO BE MOVED	REMOVE AND RELOCATE SIGN PANEL AND POLE ASSEMBLY
		56400100	X2600012
		EACH	EACH
100+88.33	21.64 RT		1
101+97.11	22.28 RT		1
200+81.95	28.27 RT	1	
205+20.00	15.25 RT		1
306+15.39	20.09 RT		1
309+93.25	23.04 RT		1
310+41.76	39.14 RT		1
400+55.21	85.68 RT		1
401+42.05	23.81 RT		
TOTALS		1	7

DETECTABLE WARNINGS		
STATION	OFFSET	DETECTABLE WARNINGS
		42400800
		SQ FT
99+39.80 - 99+44.82	17.82 - 19.69 LT	10
99+40.64 - 99+45.69	14.99 - 17.17 RT	10
205+30.63 - 205+38.76	13.13 - 20.57 RT	14
205+31.39 - 205+36.27	14.43 - 16.71 LT	10
310+01.60 - 310+03.63	30.25 - 35.24 RT	10
310+33.13 - 310+38.30	29.23 - 35.24 RT	14
TOTALS		68

EARTH WORK		
STATION	OFFSET	EARTH EXCAVATION
		CU YD
100+55.25 - 100+95.91	20.03'R - 23.82'R	3
200+61.20 - 205+27.50	24.51'R - 59.90'R	26
302+14.76 - 310+04.23	17.74'R - 35.26'R	40
400+53.92 - 402+96.83	17.92'R - 91.03'R	17
TOTALS		86

REVISION ISSUED	BY	DATE	SECTION	COUNTY
			24-0057 00-SW	CHRISTIAN
			XXX XXXX	ILLINOIS
			RED. ROAD DIST. NO. 6	
			FED. AID PROJECT.	
FIELD BOOK	DRAWN BY	CHECKED BY	FILE LOCATION	PLOT DATE
854, 855, 862, 865	DB	IMH	S:\23283\23283\DWG\TITLE.DWG	Wednesday, January 14, 2026 4:40:57 PM
<b>MILANO &amp; GRUNLOH ENGINEERS, LLC</b> 114 W. WASHINGTON AVE.   PO BOX 897 EFFINGHAM, IL 62401 Phone: (217) 347-7262   (800) 677-2714 Email: mgen@mgengineers.com Web: www.mgenengineers.com Design Firm #194-003108				
SCHEDULE OF QUANTITIES SAFE ROUTES TO SCHOOL 24-0057-00-SW PANA CHRISTIAN COUNTY, ILLINOIS				
SHEET #				
6 OF 16				
JOB #				
23283				







Point Table				
Point #	Northing	Easting	Elevation	Description
CP 1	990972.2910'	2602247.6600'	696.417'	Iron Pin as CP1
CP 2	991131.8530'	2601690.6020'	695.460'	Iron Pin as CP2
CP 3	991166.4310'	2601201.2850'	696.729'	Iron Pin as CP3
CP 4	991290.8860'	2600916.7400'	699.731'	Iron Pin as CP4
CP 5	991336.1090'	2600637.7920'	700.301'	Iron Pin as CP5
CP 6	990819.8930'	2600704.2250'	700.398'	Iron Pin as CP6
BM 1	990997.7280'	2602049.6790'	697.88'	TP Bolt on F.H. between word Mueller, SW Corner Chestnut & 7th St
BM 2	991151.5810'	2601681.1020'	696.94'	TP Bolt on F.H. between word Mueller, NE Corner Walnut & 7th St
BM 3	991188.7210'	2601142.4390'	698.83'	TP Mag Nail head in P Pole West side of driveway @ 201 S 7th St
BM 4	991280.0990'	2600638.3700'	701.42'	TP Mag Nail head in P Pole SW Corner 7th St & Wilson
BM 5	990825.8340'	2600688.6700'	703.17'	TP Bolt on F.H. before "M" in Mueller NE Corner of Wilson & 8th St

MILANO & GRUNLOH ENGINEERS, LLC 114 W. WASHINGTON AVE.   PO BOX 887 EFFINGHAM, IL 62401 Phone: (217) 347-7262   (800) 677-2714 Email: mge@milanoengineers.com Web: www.milanoengineers.com Design Firm #194-003108		FIELD BOOK 854, 855, 862, 865	SECTION 24-0057 00-SW	COUNTY CHRISTIAN	REVISION ISSUED
DRAWN BY DB	CHECKED BY MJH	ROUTE NO. XXX	SECTION 24-0057 00-SW	COUNTY CHRISTIAN	DATE
FILE LOCATION S:\2023\23283\DRAWING\TITLE.DWG	PLOT DATE Wednesday, January 14, 2026 4:41:29 PM	RED. ROAD DIST. NO. 6 XXXX	RED. ROAD DIST. NO. 6 XXXX	ELSDS	
BENCHMARKS & ALIGNMENTS		SAFE ROUTES TO SCHOOL 24-0057-00-SW		SHEET # 9 OF 16	
PANAMA CHRISTIAN COUNTY, ILLINOIS				JOB # 23283	



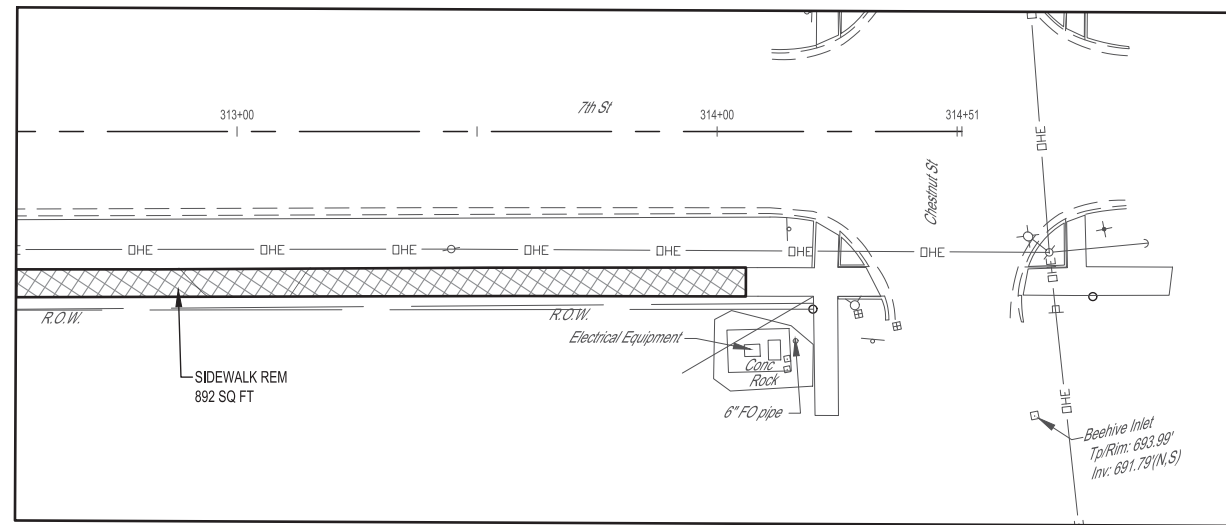




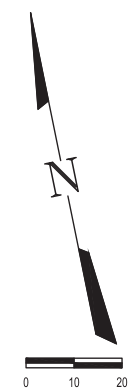
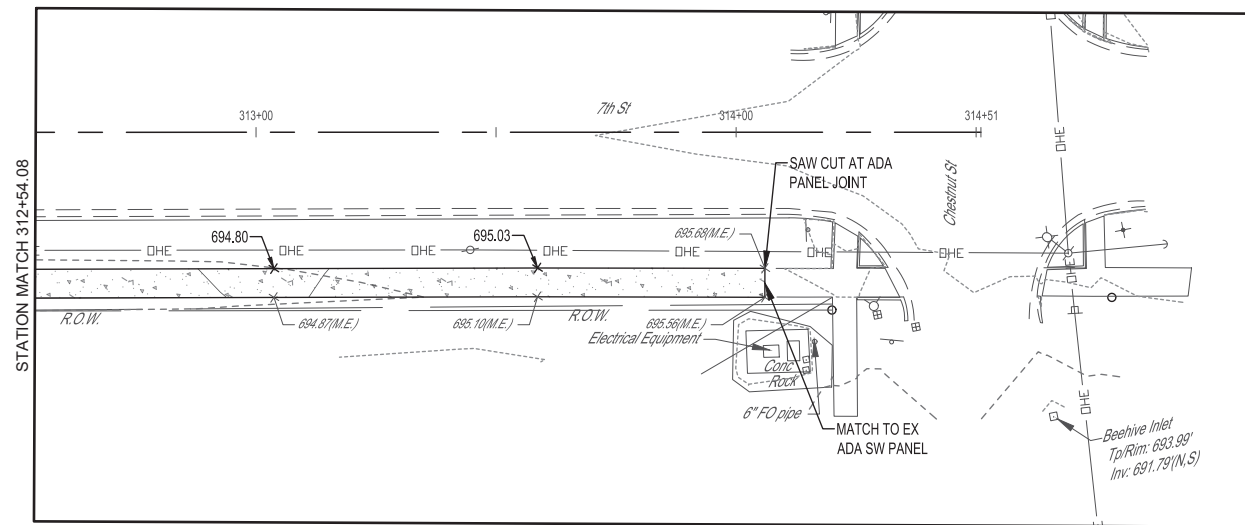




### REMOVAL PLAN



### SIDEWALK PLAN



#### LEGEND

- PC CONC SIDEWALK 4
- PC CONC SIDEWALK 6
- PCC DRIVEWAY PAVT 6
- COMB CC&G TB6.24 AEP
- PCC BASE COURSE 8"
- DETECTABLE WARNING
- SIDEWALK REM
- DRIVE PAVEMENT REM
- COMB CURB GUTTER REM
- PAVEMENT REM
- LANDING/TURNING SPACE
- TRANSITION PANEL

BY		DATE	REVISION ISSUED
COUNTY		CHRISTIAN	
SECTION	24-0057	00-SW	
ROUTE NO.	XXX	XXXX	
FED. ROAD DIST. NO. 6			
FED. AID PROJECT			
FIELD BOOK	854, 855, 862, 865		
DRAWN BY	DB		
CHECKED BY	IMH		
FILE LOCATION	S:\2023\23283\ENGINEERING\SIDEWALK.DWG		
PLOT DATE	Wednesday, January 14, 2026 4:42:04 PM		
<b>MILANO &amp; GRUNLOH ENGINEERS, LLC</b> 114 W. WASHINGTON AVE.   PO BOX 897 EFFINGHAM, IL 62401 Phone: (217) 347-7262   (800) 677-2714 Email: <a href="mailto:mgeengineers@mgeengineers.com">mgeengineers@mgeengineers.com</a> Web: <a href="http://www.mgeengineers.com">www.mgeengineers.com</a> Design Firm #194-003108			
SIDEWALK PLANS SAFE ROUTES TO SCHOOL 24-0057-00-SW PANA CHRISTIAN COUNTY, ILLINOIS			
SHEET #		15 OF 16	
JOB #		23283	

