

STATE OF ILLINOIS  
DEPARTMENT OF TRANSPORTATION

VANDALIA ITP

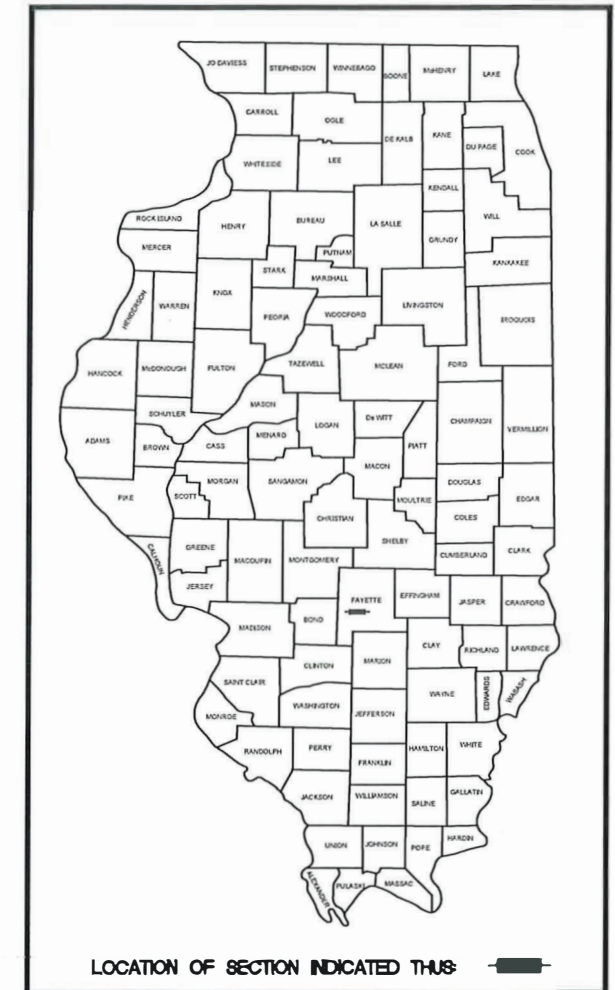
SECTION 21-00070-00-SW

JOB NO. C-97-029-22

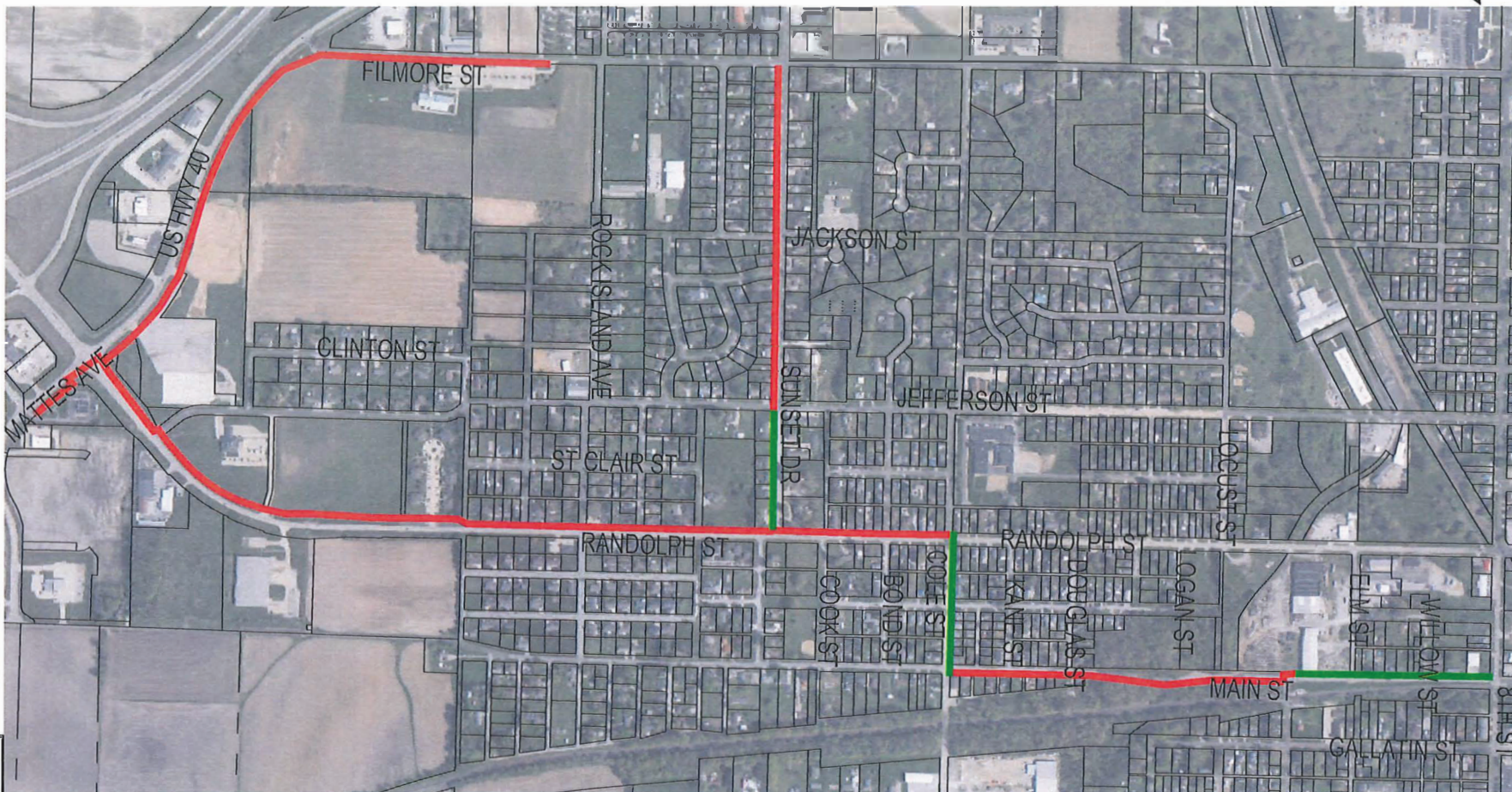
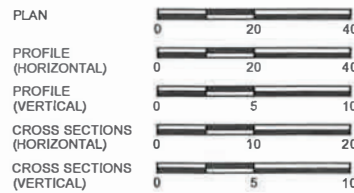
CITY OF VANDALIA  
FAYETTE COUNTY, ILLINOIS  
CONTRACT 95997

SECTIONS 7, 17, & 18, T6N, R1E, 3RD P.M.

FOR INDEX OF SHEETS  
SEE SHEET 2



PROPOSED SIDEWALK  
REMOVE AND REPLACE SIDEWALK



DESIGN STAGE J.U.L.I.E. DIG NUMBER  
DIG # X220110174

J.U.L.I.E.  
JOINT UTILITY LOCATION INFORMATION FOR EXCAVATION  
1-800-892-0123

UTILITY NOTE

THE LOCATIONS OF THOSE BURIED AND ABOVEGROUND UTILITIES SHOWN ARE APPROXIMATE, ARE SHOWN FOR CONTRACTOR INFORMATIONAL USE ONLY, AND ARE NOT TO BE REFERENCED FOR CONSTRUCTION PURPOSES. THE IMPLIED PRESENCE OR ABSENCE OF UTILITIES IS NOT TO BE CONSTRUED BY THE OWNER, ENGINEER, CONTRACTOR, OR SUBCONTRACTORS TO BE AN ACCURATE AND COMPLETE REPRESENTATION OF UTILITIES THAT MAY OR MAY NOT EXIST ON THE CONSTRUCTION SITE. BURIED AND ABOVEGROUND UTILITY LOCATION, IDENTIFICATION, AND MARKING ARE THE SOLE RESPONSIBILITY OF THE CONTRACTOR. REROUTING, DISCONNECTION, PROTECTION, ETC., OF ANY UTILITIES MUST BE COORDINATED BETWEEN THE CONTRACTOR, UTILITY COMPANY, AND OWNER. SITE SAFETY, INCLUDING THE AVOIDANCE OF HAZARDS ASSOCIATED WITH BURIED AND ABOVEGROUND UTILITIES, REMAIN THE SOLE RESPONSIBILITY OF THE CONTRACTOR. CONTRACTOR MUST CONTACT J.U.L.I.E. 48 HOURS PRIOR TO THE BEGINNING OF CONSTRUCTION.

Contract No. 95997

**Filmore Street**  
FUNCTIONAL CLASSIFICATION - Major Collector  
ADT (2018 Highest data) - 600 vpd

**US Highway 40**  
FUNCTIONAL CLASSIFICATION - Minor Arterial  
ADT (2021 Highest data) - 5500 vpd

**Matthes Avenue**  
FUNCTIONAL CLASSIFICATION - Major Collector  
ADT (2021 Highest data) - 6600 vpd

**Randolph Street**  
FUNCTIONAL CLASSIFICATION - Minor Arterial  
ADT (2021 Highest data) - 3150 vpd

**Sunset Drive**  
FUNCTIONAL CLASSIFICATION - Minor Arterial  
ADT (2018 Highest data) - 2850 vpd

**Cole Street**  
FUNCTIONAL CLASSIFICATION - Minor Arterial  
ADT (2018 Highest data) - 1850 vpd

**Main Street**  
FUNCTIONAL CLASSIFICATION - Major Collector  
ADT (2018 Highest data) - 700 vpd

LOCATION MAP  
CITY OF VANDALIA

LENGTH OF PROJECT

Filmore Street = 1,639 FEET (0.31 MILES)  
US Highway 40 = 2,123 FEET (0.40 MILES)  
Matthes Avenue = 562 FEET (0.11 MILES)  
Randolph Street = 5,464 FEET (1.03 MILES)  
Sunset Drive = 2,828 FEET (0.54 MILES)  
Cole Street = 836 FEET (0.16 MILES)  
Main Street = 3,336 FEET (0.63 MILES)  
TOTAL = 17,191 FEET (3.18 MILES)

APPROVED *Douglas L. Klef* 3-5-26  
MAYOR, CITY OF VANDALIA

PASSED *Blair Hall* 03/09/24  
DISTRICT SEVEN ENGINEER OF LOCAL ROADS & STREETS

Releasing For Bid Based on Limited Review  
*Tina C. P. ...* 03/09/26  
REGION FOUR ENGINEER



Mitchell J. Hardiek  
My License Expires 11-30-27  
P.E. No. 77560

PLANS DATED:  
JANUARY 30TH 2026

FIELD BOOK	ISSUE #	DATE	BY	SECTION	COUNTY	CONTRACT
				21-00070-00-SW	FAYETTE	ILLINOIS
DRAWN BY	JCS	CHECKED BY	NLH	FILE LOCATION	S:\2022\2026\95997\CONTRACT\TITLE.DWG	PLAT DATE
					Tuesday, March 3, 2026 8:52:51 AM	
MILANO & GRUNLOH ENGINEERS, LLC 114 W. WASHINGTON AVE.   PO BOX 897 EFFINGHAM, IL 62401 Phone: (217) 347-7262   (800) 677-2714 Email: mgeengineers@mgeengineers.com Web: www.mgeengineers.com Design Firm #184-03108						
TITLE SHEET	ITIP 21-00070-00-SW VANDALIA, ILLINOIS					
SHEET #	1 OF 66					
JOB #	20210 BG6					

**INDEX OF SHEETS**

1	TITLE SHEET
2	INDEX OF SHEETS AND STANDARDS & GENERAL NOTES SHEET
3	TYPICAL DETAILS
4	SUMMARY OF QUANTITIES
5-9	SCHEDULE OF QUANTITIES
10	ALIGNMENTS
11-12	BENCHMARKS
13-14	CONTROL POINTS
15-16	TYPICAL SECTION VIEWS
17	TRAFFIC SIGNAL PLAN
18	TRAFFIC SIGNAL DETAILS & STANDARDS
19	CABLE DIAGRAM & PHASING
20-35	REMOVAL SHEETS
36-66	SIDEWALK PLAN AND DETAIL SHEETS

**STANDARDS**

000001-09	Standard Symbols, Abbreviations and Patterns
001006	Decimal of an Inch of a Foot
280001-07	Temporary Erosion Control Systems
424001-12	Perpendicular Curb Ramps for Sidewalks
424011-05	Corner Parallel Curb Ramps for Sidewalks
424016-06	Mid-Block Curb Ramps for Sidewalks
424021-07	Depressed Corner for Sidewalks
424026-04	Entrance/Alley Pedestrian Crossings
606001-09	Concrete Curb Type B and Combination Concrete Curb and Gutter
701001-02	Off-Road Operations, 2L, 2W, More Than 15' (4.5 m) Away
701006-05	Off-Road Operations, 2L, 2W, 15' (4.5 m) to 24" (600 mm) from Pavement Edge
701011-04	Off-Road Moving Operations, 2L, 2W, Day Only
701301-04	Lane Closure, 2L, 2W, Short Time Operations
701501-06	Urban Lane Closure, 2L, 2W, Undivided
701801-06	Sidewalk, Corner or Crosswalk Closure
701901-11	Traffic Control Devices
720001-01	Sign Panel Mounting Details
720006-04	Sign Panel Erection Details
720011-01	Metal Posts for Signs, Markers and Delineators
728001-01	Telescoping Steel Sign Support
838001-01	Breakaway Devices
857001-01	Standard Phase Designation Diagrams and Phase Sequences
873001-02	Traffic Signal Grounding & Bonding
876001-04	Pedestrian Push Button Post
878001-11	Concrete Foundation Details
880006-01	Traffic Signal Mounting Details

**COMMITMENTS**

1. Trees three inches or greater at breast height shall not be cleared from April 1 Through September 30 any given year.

**GENERAL NOTES**

1. Pavement grades shown are at the top of pavement surfaces, unless otherwise noted in the plans.
2. Erosion control measures shall be in accordance with IDOT Specification. Placement shall be directed by the Engineer.
3. All elevations refer to U.S.G.S. mean sea level datum. - NAVD88
4. Any reference to a standard in the plans shall be interpreted to mean the edition as indicated by the sub-number listed on Sheet 2.
5. CURB AND GUTTER, WALKS, SLABS, AND PCC DRIVEWAY PAVEMENT
  - a. Concrete walks shall be in accordance with IDOT Std. Spec. Unless otherwise shown, locates sidewalk contraction joints at 5 ft on center and expansion joints at 50 ft on center. Concrete walks crossing through entrances shall be constructed in accordance with the section views shown on sheet 9. Monolithically constructed sidewalks will not be allowed if greater than 2% cross slope.
  - b. Dowel bars shall be used when Portland Cement Concrete Driveways are placed adjacent to any existing concrete. The dowel bars shall be 18 inches in length and shall be placed on 1 ft centers. The dowel bars shall be included in the price of the Portland Cement Concrete Driveway of the type and depth specified.
6. The following rates of application or units were used for calculating plan quantities.
  - Aggregate Surface Course (Type B), Rock Fill, Aggregate Temporary Access - 2.05 Tons/Cu Yd.
7. All brick and landscaping removal shall be incidental to project.
8. Abbreviations:

Abbreviations are per IDOT's Coded Pay Item Listing found at: [idot.illinois.gov](http://idot.illinois.gov) (Search: IDOT Coded Pay Items)  
Other Common Abbreviations:

- BKCB - Back of Curb
- BKSW - Back of Sidewalk
- FCSW - Face of Sidewalk
- EX - Existing
- ME - Match Existing Grade
- EOP - Edge of Pavement
- FL - Flowline
- PCC - Portland Concrete Cement
- REM - Remove
- REL - Relocate

**LEGEND**

●	IRON PIN SET
○	IRON PIN FOUND
	TREE (DECIDUOUS)
	FIRE HYDRANT
	WATER METER
	VALVE (GAS OR WATER)
	GAS METER
	GAS MARKER
	TELEPHONE PEDESTAL
	POWER POLE
	GUY ANCHOR
	ELECTRIC PEDESTAL
	SIGN
	WOOD POST
	SANITARY MANHOLE
	SANITARY SEWER
	STORM SEWER
	EXISTING TELE-COMMUNICATIONS LINE
	EXISTING FIBER OPTIC LINE
	PROPOSED ELEVATION
	PROPOSED ELEVATION AT FLOWLINE
	EXISTING ELEVATION
	MATCH EXISTING ELEVATION
	MATCH EXISTING ELEVATION AT FLOWLINE
	PROPOSED GRADE
	(ARROW DIRECTION TO PATH OF WATER FLOW)
	PC CONC SIDEWALK 4
	PC CONC SIDEWALK 6
	PC CONC SIDEWALK 8
	PCC DRIVEWAY PAVT 6
	PCC BASE CSE W 8
	COMB CC&G TB6.24
	TURNING/LANDING SPACE
	DETECTABLE WARNING
	SIDEWALK REMOVAL
	DRIVE PAVEMENT REMOV
	COMB CURB GUTTER REM

REVISION	ISSUED	BY	DATE	COUNTY	SECTION	FIELD BOOK	DRAWN BY	CHECKED BY	FILE LOCATION	PLOT DATE
				FAYETTE	21-00070-00-SW	805814821	JCS	MAH	S:\2020\2021\8668\BATTLE.DWG	Tuesday, March 3, 2026 6:52:32 AM
				BLANKS	CONTRACT					
MILANO & GRUNLOH ENGINEERS, LLC 114 W. WASHINGTON AVE.   PO BOX 897 EFFINGHAM, IL 62401 Phone: (217) 347-7323   (800) 677-2714 Email: <a href="mailto:mgeengineers@mgeengineers.com">mgeengineers@mgeengineers.com</a> Web: <a href="http://www.mgeengineers.com">www.mgeengineers.com</a> Design Firm #194-003108										
INDEX, STANDARDS & GENERAL NOTES										
SHEET # 2 OF 66										
JOB # 20210 BG6										



ITEM NO	ITEM	UNIT	QUANTITY
20100210	TREE REMOVAL (OVER 15 UNITS DIAMETER)	UNIT	94
20200100	EARTH EXCAVATION	CU YD	1,326
20400800	FURNISHED EXCAVATION	CU YD	999
20800150	TRENCH BACKFILL	CU YD	5
35400300	PORTLAND CEMENT CONCRETE BASE COURSE WIDENING 8"	SQ YD	104
42300200	PORTLAND CEMENT CONCRETE DRIVEWAY PAVEMENT, 6 INCH	SQ YD	925
42400100	PORTLAND CEMENT CONCRETE SIDEWALK 4 INCH	SQ FT	74,971
42400300	PORTLAND CEMENT CONCRETE SIDEWALK 6 INCH	SQ FT	7,055
42400410	PORTLAND CEMENT CONCRETE SIDEWALK 8 INCH	SQ FT	345
42400800	DETECTABLE WARNINGS	SQ FT	596
44000100	PAVEMENT REMOVAL	SQ YD	80
44000200	DRIVEWAY PAVEMENT REMOVAL	SQ YD	1,167
44000500	COMBINATION CURB AND GUTTER REMOVAL	FOOT	613
44000600	SIDEWALK REMOVAL	SQ FT	9,054
50901760	PIPE HANDRAIL	FOOT	180
542C0217	PIPE CULVERTS, CLASS C, TYPE 1 12"	FOOT	40
542C0229	PIPE CULVERTS, CLASS C, TYPE 1 24"	FOOT	16
550A2320	STORM SEWERS, RUBBER GASKET, CLASS A, TYPE 1 12"	FOOT	30
56500300	DOMESTIC METER VAULTS TO BE ADJUSTED	EACH	6
60236200	INLETS, TYPE A, TYPE 8 GRATE	EACH	1
60260100	INLETS TO BE ADJUSTED	EACH	3
60265700	VALVE VAULTS TO BE ADJUSTED	EACH	2
60605100	COMBINATION CONCRETE CURB AND GUTTER, TYPE B-6.24 (ABUTTING EXISTING PAVEMENT)	FOOT	547

\* SPECIALTY ITEM

ITEM NO	ITEM	UNIT	QUANTITY
* 63200310	GUARDRAIL REMOVAL	FOOT	91
* 63301210	REMOVE AND REERECT STEEL PLATE BEAM GUARDRAIL, TYPE A	FOOT	8
* 66900200	NON-SPECIAL WASTE DISPOSAL	CU YD	85
* 66901001	REGULATED SUBSTANCES PRE-CONSTRUCTION PLAN	L SUM	1
* 66901006	REGULATED SUBSTANCES MONITORING	CAL DA	4
* 66901003	REGULATED SUBSTANCES FINAL CONSTRUCTION REPORT	L SUM	1
* 66900530	SOIL DISPOSAL ANALYSIS	EACH	1
67100100	MOBILIZATION	L SUM	1
* 81028350	UNDERGROUND CONDUIT, PVC, 2" DIA.	FOOT	67
* 87301215	ELECTRIC CABLE IN CONDUIT, SIGNAL NO. 14 2C	FOOT	228
* 87301235	ELECTRIC CABLE IN CONDUIT, SIGNAL NO. 14 4C	FOOT	241
* 87502460	TRAFFIC SIGNAL POST, GALVANIZED STEEL 12 FT.	EACH	2
* 87600100	PEDESTRIAN PUSH-BUTTON POST, TYPE I	EACH	2
* 87800100	CONCRETE FOUNDATION, TYPE A	FOOT	6
* 87900200	DRILL EXISTING HANDHOLE	EACH	2
* 88102825	PEDESTRIAN SIGNAL HEAD, POLYCARBONATE, LED, 1-FACE, BRACKET MOUNTED WITH COUNT DOWN TIMER	EACH	2
* 89502200	MODIFY EXISTING CONTROLLER	EACH	1
X0327301	RELOCATE EXISTING MAILBOX	EACH	1
X2500900	SEEDING, CLASS 1 (SPECIAL)	ACRE	2
X2600012	REMOVE AND RELOCATE SIGN PANEL AND POLE ASSEMBLY	EACH	7
X7010216	TRAFFIC CONTROL AND PROTECTION, (SPECIAL)	L SUM	1
* X8760200	ACCESSIBLE PEDESTRIAN SIGNALS	EACH	2

REVISION ISSUED	BY	DATE	SECTION	COUNTY	ILLINOIS	CONTRACT
			21-00070-00-SW	FAYETTE		
			FED. ROAD DIST. NO. 7			
FIELD BOOK	8/6/14/821					
DRAWN BY	JCS					
CHECKED BY	MJH					
FILE LOCATION	S:\2020\2021\8656\DWG\TITLE.DWG					
PLOT DATE	Tuesday, March 3, 2026 6:25:35 AM					
<b>MILANO &amp; GRUNLOH ENGINEERS, LLC</b> 114 W. WASHINGTON AVE.   PO BOX 887 EFFINGHAM, IL 62401 Phone: (217) 347-7262   (800) 677-2714 Email: <a href="mailto:mge@milanoandgrunloh.com">mge@milanoandgrunloh.com</a> Web: <a href="http://www.milanoandgrunloh.com">www.milanoandgrunloh.com</a> Design Firm #194-003108						
SUMMARY OF QUANTITIES ITEM 21-00070-00-SW VANDALIA, ILLINOIS						
SHEET #						
4 OF 66						
JOB #						
20210 BG6						

PAVEMENT REMOVAL					
STATION	OFFSET	PAVEMENT REMOVAL	DRIVEWAY PAVEMENT REMOVAL	COMBINATION CURB AND GUTTER REMOVAL	SIDEWALK REMOVAL
		44000100	44000200	44000500	44000600
		SQ YD	SQ YD	FOOT	SQ FT
MATTES AVENUE/ROUTE 40					
23+95.65 - 24+00.88	37.51 - 42.51 RT			7	
25+19.20 - 25+47.81	34.97 - 44.60 RT			15	
27+69.79 - 28+05.55	70.17 - 85.66 RT		64		
31+69.91 - 32+14.18	84.00 - 89.00 RT		25		
FILMORE STREET					
58+65.01 - 58+5.69	36.57 - 55.17 RT			19	
58+89.71 - 58+91.73	39.63 - 54.59 RT			15	
65+28.54 - 65+34.32	27.24 - 41.88 RT			16	
RANDOLPH STREET					
107+24.83 - 107+33.80	27.38 - 35.19 LT	4			
107+89.45 - 107+98.57	22.42 - 29.60 LT	4			
115+65.36 - 115+74.83	24.42 - 32.66 LT			12	
116+28.71 - 116+38.34	25.97 - 36.00 LT			14	
118+42.21 - 119+31.98	14.95 - 15.31 LT			89	
125+99.98 - 126+63.79	12.71 - 24.82 LT		62		
127+75.02 - 128+35.60	15.55 - 38.41 LT			65	
129+67.84 - 129+92.56	15.69 - 19.06 LT		8		
130+37.84 - 130+62.85	15.47 - 23.75 LT		14		
130+62.85 - 130+82.85	15.38 - 17.38 LT		4		
133+01.39 - 133+20.75	15.57 - 16.71 LT		3		
133+88.76 - 134+12.71	15.52 - 40.85 LT		67		
135+10.57 - 135+26.19	16.40 - 27.76 LT			20	
135+65.59 - 135+80.75	15.98 - 27.85 LT			23	
136+51.66 - 137+03.35	15.49 - 28.49 LT		45		
138+65.78 - 138+79.66	16.53 - 27.78 LT			18	
139+12.21 - 139+25.73	16.86 - 27.30 LT			17	
139+83.33 - 140+03.57	14.71 - 28.73 LT		30		
141+26.45 - 141+46.12	15.48 - 39.89 LT		54		
146+96.73 - 147+15.97	16.74 - 35.95 LT			28	
147+52.35 - 147+65.96	16.60 - 27.01 LT			17	
150+10.87 - 150+30.93	18.54 - 25.52 LT		13		
151+24.44 - 151+43.89	16.31 - 20.48 LT		8		
152+88.55 - 152+90.36	15.70 - 22.93 LT				15
153+55.16 - 153+69.91	15.48 - 26.06 LT			18	
154+04.22 - 154+19.68	15.50 - 26.10 LT			19	
156+00.76 - 156+02.91	19.77 - 24.79 LT				11
157+36.85 - 157+49.62	17.66 - 29.78 LT			18	
157+37.58 - 157+51.01	16.13 - 29.05 LT	8			
200+73.33 - 201+32.83	14.01 - 18.54 LT				239
201+28.82 - 201+57.23	12.42 - 19.65 LT		18		
201+55.08 - 203+16.57	14.72 - 19.54 LT				590
203+13.68 - 203+40.06	14.01 - 21.25 LT		18		
203+38.90 - 204+02.74	16.21 - 20.74 LT				234
203+99.61 - 204+25.91	14.75 - 15.04 LT		18		
204+22.94 - 204+43.09	17.25 - 20.85 LT				78
204+41.97 - 204+67.34	14.91 - 22.25 LT		18		
204+64.80 - 205+23.86	17.91 - 21.17 LT				229
205+22.13 - 205+49.33	15.69 - 21.71 LT		16		
205+47.82 - 206+11.00	17.91 - 21.97 LT				229
206+08.30 - 206+34.38	16.36 - 21.96 LT		14		
206+33.41 - 208+01.07	18.55 - 22.98 LT				255
206+98.03 - 307+24.18	17.04 - 23.03 LT		15		

PAVEMENT REMOVAL (CONTINUED)					
STATION	OFFSET	PAVEMENT REMOVAL	DRIVEWAY PAVEMENT REMOVAL	COMBINATION CURB AND GUTTER REMOVAL	SIDEWALK REMOVAL
		44000100	44000200	44000500	44000600
		SQ YD	SQ YD	FOOT	SQ FT
207+23.04 - 207+97.61	19.55 - 23.90 LT				266
207+98.94 - 208+05.72	23.92 - 30.97 LT	1			
209+56.57 - 209+83.51	21.57 - 31.23 LT		30		
211+06.96 - 211+27.98	20.71 - 30.76 LT		24		
212+33.28 - 212+83.53	21.01 - 31.13 LT		47		
213+83.53 - 214+04.44	21.37 - 31.42 LT		23		
215+40.07 - 215+80.51	22.03 - 31.83 LT		39		
217+87.76 - 218+07.35	22.29 - 32.31 LT		22		
219+57.14 - 219+75.79	22.61 - 32.63 LT		22		
220+28.81 - 220+43.74	22.67 - 32.64 LT		17		
221+04.56 - 221+25.70	21.01 - 30.88 LT		24		
222+06.10 - 222+22.92	20.41 - 30.31 LT		17		
222+53.84 - 222+79.60	20.23 - 30.20 LT		28		
223+39.70 - 223+60.73	20.11 - 29.93 LT		22		
223+77.38 - 223+97.72	20.05 - 25.06 LT		21		
224+76.46 - 225+02.58	20.01 - 30.00 LT		29		
225+15.64 - 225+35.72	20.01 - 30.03 LT		22		
226+06.36 - 226+17.95	20.11 - 30.12 LT		12		
226+64.64 - 226+82.23	20.20 - 30.26 LT		19		
227+66.16 - 227+77.96	20.53 - 30.57 LT		13		
COLES STREET					
300+09.32 - 300+28.18	20.78 - 24.48 LT				60
300+19.73 - 300+34.59	17.39 - 32.48 LT			22	
300+68.30 - 300+97.12	14.73 - 33.07 LT			37	
300+74.54 - 301+21.78	15.68 - 52.46 LT				289
300+75.93 - 300+97.13	8.92 - 19.82 LT	15			
301+16.65 - 301+37.51	15.54 - 24.94 LT		15		
301+34.11 - 302+47.89	20.98 - 24.32 LT				413
302+39.81 - 302+69.42	15.74 - 24.64 LT		18		
302+60.81 - 303+38.34	20.68 - 24.39 LT				307
303+34.85 - 303+59.83	15.60 - 24.37 LT		19		
303+56.66 - 304+27.69	20.36 - 24.14 LT				277
304+17.21 - 304+31.44	16.43 - 27.65 LT			18	
304+71.19 - 304+85.23	16.92 - 28.43 LT			18	
304+76.00 - 305+87.31	19.62 - 23.97 LT				408
305+83.10 - 306+18.00	15.11 - 24.58 LT		28		
306+13.95 - 306+53.03	19.54 - 22.23 LT				136
306+49.05 - 306+64.90	14.79 - 24.42 LT		11		
306+61.68 - 307+07.82	19.40 - 23.13 LT				153
307+02.91 - 307+20.82	14.63 - 24.42 LT		13		
307+17.59 - 308+10.92	19.23 - 22.98 LT				358
308+02.16 - 308+16.79	16.05 - 29.42 LT			20	
308+02.91 - 308+18.52	14.20 - 28.43 LT	10			
308+51.46 - 308+68.12	13.44 - 27.59 LT	10			
308+53.25 - 308+68.75	15.34 - 28.49 LT			20	64
MAIN STREET					
401+51.96 - 401+38.55	15.52 - 23.69 RT		12		
421+00.10 - 421+40.45	20.99 - 26.83 LT		7		
421+52.97 - 424+50.03	21.16 - 22.36 LT				1447
424+72.86 - 424+78.76	13.57 - 26.34 LT	6			
424+79.50 - 425+91.39	16.41 - 22.03 LT				552
426+02.07 - 426+65.38	16.63 - 21.84 LT				318
426+83.76 - 428+99.14	16.72 - 17.79 LT				1007

REVISION/ISSUED	BY	DATE	SECTION	COUNTY	ILLINOIS	CONTRACT
			21-00070-00-SW	FAYETTE		
			FED. ROAD DIST. NO. 7			
FIELD BOOK	DRAWN BY	CHECKED BY	FILE LOCATION	PLOT DATE		
8/6/14/821	JCS	MJH	S:\2020\2021\8669\DWG\TITLE.DWG	Tuesday, March 3, 2026 6:52:56 AM		
<b>MILANO &amp; GRUNLOH ENGINEERS, LLC</b> 114 W. WASHINGTON AVE.   PO BOX 897 EFFINGHAM, IL 62401 Phone: (217) 347-7262   (800) 677-2714 Email: mge@engr.com Web: www.mge.com Design Firm #164-003108						
SCHEDULE OF QUANTITIES ITEP 21-00070-00-SW VANDALIA, ILLINOIS						
SHEET # 5 OF 66						
JOB # 20210 BG6						

PAVEMENT REMOVAL (CONTINUED)					
STATION	OFFSET	PAVEMENT REMOVAL	DRIVEWAY PAVEMENT REMOVAL	COMBINATION CURB AND GUTTER REMOVAL	SIDEWALK REMOVAL
		44000100 SQ YD	44000200 SQ YD	44000500 FOOT	44000600 SQ FT
428+98.24 - 429+04.38	13.13 - 19.12 LT	3			
429+18.69 - 429+24.01	11.33 - 21.42 LT	3			
429+25.22 - 431+01.17	12.76 - 17.22 LT				858
431+00.73 - 431+25.01	12.15 - 23.08 LT		30		
431+25.06 - 461+61.14	12.08 - 17.00 LT				81
431+61.14 - 432+13.72	13.24 - 24.29 LT		69		
432+18.43 - 433+17.55	13.29 - 18.01 LT				370
433+05.46 - 433+23.45	13.41 - 25.00 LT			23	
433+05.49 - 433+24.72	12.06 - 24.49 LT	7			
433+56.65 - 433+78.01	13.41 - 23.44 LT			25	
433+59.45 - 433+77.97	9.10 - 17.63 LT	9			
433+63.30 - 433+87.51	13.91 - 17.99 LT				76
<b>TOTALS</b>		<b>80</b>	<b>1167</b>	<b>613</b>	<b>9054</b>

STORM WATER							
STATION	OFFSET	TRENCH BACKFILL	PIPE CULVERTS, CLASS A, TYPE 1 - 12"	PIPE CULVERTS, CLASS C, TYPE 1 - 24"	STORM SEWERS, RUBBER GASKET, CLASS A, TYPE 1 - 12"	INLETS, TYPE A, TYPE 8 GRATE	INLETS TO BE ADJUSTED
		20800150 CU YD	542A0217 FOOT	542C0229 FOOT	550A2320 FOOT	60236200 EACH	60260100 EACH
<b>ROUTE 40</b>							
27+39.24 - 27+52.79	63.99 - 64.98 RT			16			
<b>RANDOLPH STREET</b>							
128+14.73 - 128+27.37	17.17 - 43.12 LT				30		
128+27.37	17.02 LT				1		
153+65.98	24.22 LT						1
154+07.63	25.07 LT						1
<b>COLES STREET</b>							
300+30.99	29.09 LT						1
<b>SUNSET DRIVE</b>							
208+42.93	26.37 - 34.37 LT	1	8				
216+21.89	25.56 - 33.56 LT	1	8				
216+48.65	25.49 - 33.49 LT	1	8				
218+28.89	25.95 - 33.95 LT	1	8				
218+68.77	25.94 - 33.94 LT	1	8				
<b>TOTAL</b>		<b>5</b>	<b>40</b>	<b>16</b>	<b>30</b>	<b>1</b>	<b>3</b>

MISCELLANEOUS							
STATION	OFFSET	TREE REMOVAL (OVER 15 UNITS DIAMETER)	PIPE HANDRAIL	GUARDRAIL REMOVAL	REMOVE AND REERECT STEEL PLATE BEAM GUARDRAIL, TYPE A	RELOCATE EXISTING MAILBOX	REMOVE AND RELOCATE SIGN PANEL AND POLE ASSEMBLY
		20100210 UNIT	50901760 FOOT	63200310 FOOT	63301210 FOOT	X0327301 EACH	X2600012 EACH
<b>RANDOLPH STREET</b>							
118+24.43 - 119+38.61	22.20 - 28.37 LT		115				
118+50.77 - 119+42.07	25.93 - 26.13 LT			91			
126+07.75 - 126+09.31	23.01 - 26.69 LT				4		
126+60.42 - 126+58.95	23.04 - 26.76 LT				4		
128+53.30	20.26 LT						1
149+94.78	19.50 LT						1
151+81.81	20.98 LT						1
151+84.33	22.51 LT						1
155+60.86	18.81 LT						1
<b>SUNSET DRIVE</b>							
209+95.60	30.46' LT	30					
214+28.94 - 214+93.47	19.46 - 23.15		65				
218+30.89	27.75 LT						1
219+03.44	31.24' LT	20					
220+03.48	32.63' LT	20					
222+38.73	28.24' LT	24					
<b>MAIN STREET</b>							
407+68.20	13.12 RT					1	
431+42.33	18.20 LT						1
<b>TOTALS</b>		<b>94</b>	<b>180</b>	<b>91</b>	<b>8</b>	<b>1</b>	<b>7</b>

UTILITIES			
STATION	OFFSET	DOMESTIC METER VAULTS TO BE ADJUSTED	VALVE VAULTS TO BE ADJUSTED
		56500300 EACH	60265700 EACH
<b>SUNSET DRIVE</b>			
212+68.07	29.23 LT	1	
217+52.35	30.07 LT	1	
219+34.24	27.98 LT	1	
<b>MAIN STREET</b>			
400+52.38	22.54 RT	1	
401+83.23	20.58 RT		1
424+86.77	23.05 LT	1	
426+55.94	22.06 LT		1
427+66.10	21.18 LT	1	
<b>TOTALS</b>		<b>6</b>	<b>2</b>

TRAFFIC CONTROL AND SIGNALING										
	UNDERGROUND CONDUIT, PVC, 2" DIA	ELECTRIC CABLE IN CONDUIT, SIGNAL NO. 14 2C	ELECTRIC CABLE IN CONDUIT, SIGNAL NO. 14 4C	TRAFFIC SIGNAL POST, GALVANIZED STEEL 12 FT	PEDESTRIAN PUSH-BUTTON POST, TYPE I	CONCRETE FOUNDATION, TYPE A	DRILL EXISTING HANDHOLE	PEDESTRIAN SIGNAL HEAD, POLYCARBON ATE, LED, 1-FACE, BRACKET MOUNTED WITH COUNT DOWN TIMER	MODIFY EXISTING CONTROLLER	ACCESSIBLE PEDESTRIAN SIGNALS
	81028350 FOOT	87301215 FOOT	87301235 FOOT	87502460 EACH	87600100 EACH	87800100 FOOT	87900200 EACH	88102825 EACH	89502200 EACH	X8760200 EACH
<b>SOUTH PEDESTRIAN POLE</b>	49	70	83	1	1	3	1	1	1	1
<b>EAST PEDESTRIAN POLE</b>	18	158	158	1	1	3	1	1		1
<b>TOTALS</b>	<b>67</b>	<b>228</b>	<b>241</b>	<b>2</b>	<b>2</b>	<b>6</b>	<b>2</b>	<b>2</b>	<b>1</b>	<b>2</b>

BY	DATE	REVISION/ISSUED	COUNTY	SECTION	FIELD BOOK	DRAWN BY	CHECKED BY	FILE LOCATION	PLOT DATE
			FAYETTE	21-00070-00-SW	8/26/14/821	JCS	IMH	S:\2020\2021\BG6\DWG\TITLE.DWG	Tuesday, March 3, 2026 6:52:57 AM
MILANO & GRUNLOH ENGINEERS, LLC			114 W. WASHINGTON AVE.   PO BOX 887 EFFINGHAM, IL 62401 Phone: (217) 347-7322   (800) 677-2714 Email: mngengineers@mngengineers.com Web: www.mngengineers.com Design Firm #164-003108						
SCHEDULE OF QUANTITIES			ITEP 21-00070-00-SW VANDALIA, ILLINOIS						
SHEET #			6 OF 66						
JOB #			20210 BG6						

PAVEMENT								
STATION	OFFSET	PORTLAND CEMENT CONCRETE BASE COURSE WIDENING 8"	PORTLAND CEMENT CONCRETE DRIVEWAY PAVEMENT, 6 INCH	PORTLAND CEMENT CONCRETE SIDEWALK 4 INCH	PORTLAND CEMENT CONCRETE SIDEWALK 6 INCH	PORTLAND CEMENT CONCRETE SIDEWALK 8 INCH	DETECTABLE WARNINGS	COMBINATION CONCRETE CURB AND GUTTER, TYPE B-6.24
		35400300	42300200	42400100	42400300	42400410	42400800	60605100
		SQ YD	SQ YD	SQ FT	SQ FT	SQ FT	SQ FT	FOOT
MATTES AVE / ROUTE 40								
20+17.08 - 24+00.67	21.02 - 43.01 RT			1912				
23+92.88 - 24+00.20	37.50 - 42.50 RT						14	
23+95.62 - 24+00.88	37.50 - 42.51 RT							8
25+11.53 - 25+25.50	41.77 - 48.25 RT							15
25+17.43 - 25+31.77	46.03 - 51.35 RT			66				
25+20.89 - 25+22.52	43.74 - 48.88 RT						10	
25+27.91 - 27+69.75	48.17 - 85.17 RT			1435				
27+67.89 - 27+69.75	80.18 - 85.17 RT						10	
27+69.19 - 28+05.55	70.17 - 85.76 RT		65					
28+06.22 - 28+07.41	80.68 - 85.71 RT						10	
28+06.22 - 31+69.92	80.68 - 88.99 RT			1957				
31+69.92 - 32+13.69	84.00 - 88.99 RT		25					
32+13.69 - 34+42.82	84.00 - 86.49 RT			1205				
34+42.64 - 34+72.11	81.49 - 85.43 RT					147		
34+71.93 - 36+69.99	78.95 - 80.43 RT			986				
36+69.98 - 36+84.33	73.95 - 78.92 RT					69		
36+84.32 - 38+41.38	73.92 - 78.75 RT			754				
38+41.38 - 38+68.20	73.75 - 78.79 RT					129		
38+68.19 - 48+04.17	73.75 - 154.76 RT			4538				
FILLMORE STREET								
51+15.27 - 58+65.57	55.15 - 83.29 RT			4034				
58+63.62 - 58+65.82	41.51 - 46.80 RT						10	
58+65.01 - 58+65.69	36.57 - 55.17 RT							19
58+89.71 - 58+91.73	39.63 - 54.59 RT							15
58+91.64 - 58+92.88	43.74 - 49.93 RT						10	
58+91.64 - 65+32.44	43.74 - 73.06 RT			4022				
65+28.03 - 65+30.17	31.16 - 37.11 RT						10	
65+28.54 - 65+34.32	27.24 - 41.88 RT							16
RANDOLPH STREET								
101+85.31 - 107+30.74	32.26 - 70.60 LT			2781				
107+22.83 - 107+30.74	27.42 - 32.26 LT						15	
107+24.83 - 107+33.80	27.38 - 35.19 LT	4						
107+87.84 - 107+98.31	22.54 - 31.05 LT	5						
107+87.84 - 107+96.08	25.87 - 31.05 LT						16	
107+87.84 - 115+70.71	25.91 - 29.52 LT			3781				
115+61.86 - 115+70.71	24.33 - 29.52 LT						16	
115+65.36 - 115+74.83	24.42 - 32.66 LT							12
116+28.71 - 116+38.34	25.97 - 36.00 LT							14
116+33.83 - 116+41.65	25.88 - 31.07 LT						15	
116+33.83 - 126+17.69	24.86 - 31.07 LT			4856				
118+42.21 - 119+31.98	14.95 - 15.31 LT							89
125+99.98 - 126+63.79	12.60 - 19.78 LT		43					
126+11.53 - 126+13.57	19.90 - 24.89 LT						10	
126+13.54 - 126+52.05	19.78 - 24.82 LT				166			
126+46.54 - 126+54.05	19.76 - 24.82 LT						15	
126+46.54 - 128+62.87	19.76 - 23.88 LT			1042				
128+62.54 - 128+84.22	15.65 - 18.78 LT		8					
128+62.85 - 128+84.25	18.88 - 23.78 LT					107		
128+84.22 - 129+71.09	18.78 - 23.70 LT			435				
129+67.84 - 129+90.29	15.69 - 18.77 LT		7					
129+71.10 - 129+90.28	18.70 - 23.77 LT				96			

PAVEMENT (CONTINUED)								
STATION	OFFSET	PORTLAND CEMENT CONCRETE BASE COURSE WIDENING 8"	PORTLAND CEMENT CONCRETE DRIVEWAY PAVEMENT, 6 INCH	PORTLAND CEMENT CONCRETE SIDEWALK 4 INCH	PORTLAND CEMENT CONCRETE SIDEWALK 6 INCH	PORTLAND CEMENT CONCRETE SIDEWALK 8 INCH	DETECTABLE WARNINGS	COMBINATION CONCRETE CURB AND GUTTER, TYPE B-6.24
		35400300	42300200	42400100	42400300	42400410	42400800	60605100
		SQ YD	SQ YD	SQ FT	SQ FT	SQ FT	SQ FT	FOOT
129+90.29 - 130+38.46	18.77 - 23.71 LT			241				
130+37.84 - 130+53.89	15.47 - 18.75 LT		6					
130+38.47 - 130+82.84	18.75 - 23.72 LT					221		
130+62.85 - 130+82.84	15.38 - 18.72 LT		7					
130+82.84 - 131+80.82	18.72 - 23.62 LT			481				
131+74.04 - 131+80.82	15.51 - 23.62 LT	3						
131+74.71 - 131+76.71	18.62 - 23.62 LT						10	
132+13.65 - 132+09.47	17.08 - 23.59 LT	2						
132+09.47 - 133+00.80	18.59 - 23.57 LT			436				
133+00.80 - 133+19.31	18.57 - 23.56 LT					93		
133+01.39 - 133+22.80	15.57 - 18.56 LT		7					
133+19.30 - 133+88.75	18.56 - 23.52 LT			347				
133+88.76 - 134+12.71	15.52 - 40.85 LT		54			119		
134+12.45 - 135+22.10	18.62 - 23.69 LT			503				
135+10.57 - 135+26.19	16.40 - 27.76 LT							20
135+13.16 - 135+22.10	18.69 - 23.69 LT						17	
135+65.59 - 135+80.75	15.98 - 27.85 LT							20
135+69.47 - 135+78.30	18.61 - 23.61 LT						17	
135+69.47 - 136+60.28	18.61 - 23.54 LT			439				
136+60.28 - 136+96.28	18.54 - 23.52 LT					180		
136+64.47 - 136+90.54	23.54 - 28.52 LT		14					
136+96.28 - 138+75.90	18.52 - 24.00 LT			894				
138+65.78 - 138+79.66	16.53 - 27.78 LT							18
138+66.22 - 138+75.32	18.42 - 23.42 LT						17	
139+12.21 - 139+25.73	16.86 - 27.30 LT							17
139+16.06 - 139+25.29	18.41 - 23.41 LT						18	
139+16.06 - 139+83.55	18.41 - 23.56 LT			337				
139+83.33 - 140+03.77	14.71 - 28.94 LT		20			99		
140+03.34 - 141+26.99	18.72 - 25.32 LT			654				
141+26.45 - 141+50.23	15.48 - 39.89 LT		44			112		
141+49.47 - 147+06.62	19.92 - 23.52 LT			2888				
146+96.73 - 147+15.97	16.82 - 35.95 LT							28
147+52.35 - 147+65.96	16.60 - 27.01 LT							17
147+56.51 - 147+65.51	18.60 - 23.59 LT						17	
147+56.51 - 150+14.94	18.60 - 23.54 LT			1268				
150+08.86 - 150+14.94	18.54 - 23.54 LT						10	
150+10.87 - 150+29.66	18.54 - 25.52 LT	13						
150+30.93 - 150+32.95	18.52 - 23.51 LT						10	
150+30.93 - 150+70.15	18.82 - 23.82 LT			199				
150+70.19 - 150+83.97	15.70 - 23.35 LT		4			69		
150+83.97 - 151+25.36	18.35 - 23.21 LT			207				
151+24.44 - 151+43.89	16.31 - 28.16 LT		12			87		
151+42.74 - 152+07.59	18.16 - 23.04 LT			324				
152+06.94 - 152+24.58	15.60 - 23.01 LT		4			85		
152+24.57 - 152+56.71	18.01 - 22.97 LT			161				
152+56.83 - 152.71.38	15.64 - 22.95 LT		4			73		
152+71.37 - 153+09.14	17.95 - 22.91 LT			189				
153+09.12 - 153+25.97	16.25 - 27.88 LT		13			84		
153+26.03 - 153+66.40	17.88 - 23.33 LT			191				
153+56.05 - 153+65.88	17.84 - 22.83 LT						18	
153+55.16 - 153+69.91	15.48 - 26.06 LT							18
154+04.22 - 154+19.68	15.50 - 26.10 LT							19

REVISION	ISSUED	BY	DATE	SECTION	COUNTY	FIELD BOOK	DRAWN BY	CHECKED BY	FILE LOCATION	PLOT DATE
				21-00070-00-SW	FAYETTE	80614821	JCS	IMH	S:\2020\2021\20210303\20210303\20210303\20210303.DWG	Tuesday, March 3, 2026 6:52:58 AM
MILANO & GRUNLOH ENGINEERS, LLC 114 W. WASHINGTON AVE.   PO BOX 887 EFFINGHAM, IL 62401 Phone: (217) 347-7262   (800) 677-2714 Email: mgen@engr.com   www.mgen.com										
SCHEDULE OF QUANTITIES ITEP 21-00070-00-SW VANDALIA, ILLINOIS										
SHEET # 7 OF 66										
JOB # 20210 BG6										

PAVEMENT (CONTINUED)								
STATION	OFFSET	PORTLAND CEMENT CONCRETE BASE COURSE WIDENING 8"	PORTLAND CEMENT CONCRETE DRIVEWAY PAVEMENT, 6 INCH	PORTLAND CEMENT CONCRETE SIDEWALK 4 INCH	PORTLAND CEMENT CONCRETE SIDEWALK 6 INCH	PORTLAND CEMENT CONCRETE SIDEWALK 8 INCH	DETECTABLE WARNINGS	COMBINATION CONCRETE CURB AND GUTTER, TYPE B-6.24
		35400300	42300200	42400100	42400300	42400410	42400800	60605100
		SQ YD	SQ YD	SQ FT	SQ FT	SQ FT	SQ FT	FOOT
154+08.46 - 154+17.94	18.10 - 23.01 LT						18	
154+08.46 - 154+83.63	18.10 - 23.70 LT			359				
154+83.76 - 155+06.32	15.68 - 38.89 LT		46		115			
155+06.71 - 155+62.63	18.90 - 24.39 LT			280				
155+62.28 - 155+79.26	15.91 - 39.09 LT		27		79			
155+78.45 - 156+19.66	19.54 - 24.96 LT			206				
156+19.35 - 156+31.72	15.83 - 39.13 LT		20		58			
156+31.22 - 156+68.43	20.07 - 25.39 LT			186				
156+67.56 - 156+81.15	15.85 - 35.39 LT		19		60			
156+80.46 - 157+45.97	20.50 - 26.05 LT			316				
157+36.85 - 157+49.62	17.66 - 29.78 LT							18
157+37.58 - 157+51.01	16.13 - 29.05 LT	8						
157+38.80 - 157+45.97	20.99 - 26.05 LT						14	
SUNSET DRIVE								
200+57.35 - 201+30.92	14.58 - 31.72 LT			382				
201+29.03 - 201+57.23	12.63 - 14.72 LT		6					
201+30.92 - 201+55.03	14.58 - 19.72 LT				121			
201+55.08 - 203+15.00	14.72 - 21.30 LT			800				
203+13.68 - 203+40.06	14.01 - 16.21 LT		6					
203+14.98 - 203+38.86	16.30 - 21.21 LT				119			
203+38.90 - 204+00.64	16.21 - 21.76 LT			309				
203+99.61 - 204+25.91	14.75 - 15.04 LT		6					
204+00.69 - 204+68.09	16.76 - 22.26 LT				332			
204+41.97 - 204+67.15	14.91 - 17.26 LT		6					
204+67.15 - 205+23.80	17.26 - 22.91 LT			284				
205+22.13 - 205+49.12	15.69 - 17.91 LT		6					
205+23.86 - 205+47.82	17.91 - 22.91 LT				120			
205+47.82 - 206+09.12	17.91 - 23.43 LT			307				
206+08.30 - 206+34.38	16.36 - 18.55 LT		6					
206+09.16 - 206+33.38	18.43 - 23.55 LT				121			
206+33.41 - 206+99.22	18.55 - 24.16 LT			329				
206+98.03 - 207+24.18	17.04 - 19.55 LT		6					
206+99.26 - 207+22.96	19.16 - 24.55 LT				119			
207+23.04 - 208+05.72	25.93 - 30.97 LT			411				
207+99.16 - 208+05.72	23.92 - 30.97 LT	2						
207+99.77 - 208+01.73	25.93 - 30.94 LT						10	
208+33.07 - 209+56.81	28.01 - 31.57 LT			616				
208+34.52 - 208+36.58	28.01 - 32.99 LT						10	
209+56.57 - 209+83.86	21.57 - 31.25 LT		15		135			
209+83.80 - 211+07.33	26.25 - 30.71 LT			620				
211+06.96 - 211+28.54	20.71 - 30.76 LT		12		106			
211+28.55 - 212+33.35	25.76 - 31.01 LT			524				
212+33.28 - 212+54.65	21.01 - 26.06 LT		12					
212+33.42 - 212+83.69	26.02 - 31.13 LT				251			
212+70.56 - 212+83.70	21.10 - 26.13 LT		8					
212+83.70 - 213+83.57	26.13 - 31.37 LT			499				
213+83.53 - 214+04.44	21.37 - 31.42 LT		12		104			
214+04.46 - 215+39.86	26.42 - 31.42 LT			703				
215+40.09 - 215+71.01	21.74 - 26.81 LT		17					
215+39.86 - 215+80.51	26.74 - 31.83 LT				203			
215+80.52 - 216+26.03	26.83 - 31.94 LT			229				
216+24.04 - 216+26.03	26.94 - 31.94 LT						10	

PAVEMENT (CONTINUED)								
STATION	OFFSET	PORTLAND CEMENT CONCRETE BASE COURSE WIDENING 8"	PORTLAND CEMENT CONCRETE DRIVEWAY PAVEMENT, 6 INCH	PORTLAND CEMENT CONCRETE SIDEWALK 4 INCH	PORTLAND CEMENT CONCRETE SIDEWALK 6 INCH	PORTLAND CEMENT CONCRETE SIDEWALK 8 INCH	DETECTABLE WARNINGS	COMBINATION CONCRETE CURB AND GUTTER, TYPE B-6.24
		35400300	42300200	42400100	42400300	42400410	42400800	60605100
		SQ YD	SQ YD	SQ FT	SQ FT	SQ FT	SQ FT	FOOT
216+43.43 - 217+87.73	27.09 - 32.29 LT					718		
216+44.83 - 216+46.83	27.09 - 32.09 LT						10	
217+87.76 - 218+07.35	22.29 - 32.31 LT		11			98		
218+07.36 - 218+38.03	27.31 - 32.35 LT				153			
218+35.76 - 218+38.03	27.35 - 32.35 LT						10	
218+57.59 - 219+55.53	27.52 - 32.61 LT				491			
218+57.59 - 218+59.58	27.52 - 32.52 LT						10	
219+55.54 - 219+75.79	27.61 - 32.63 LT					101		
219+57.14 - 219+75.80	22.61 - 27.63 LT		11					
219+75.80 - 220+29.19	27.63 - 32.68 LT				267			
220+28.81 - 220+44.21	22.67 - 32.69 LT		9			75		
220+44.21 - 221+04.79	26.01 - 32.69 LT				303			
221+04.56 - 221+26.15	21.01 - 30.88 LT				12	107		
221+26.12 - 222+06.09	25.41 - 30.88 LT					400		
222+06.06 - 222+79.60	25.20 - 30.41 LT						368	
222+06.10 - 222+21.02	20.41 - 25.32 LT		8					
222+53.84 - 222+79.60	20.20 - 25.20 LT		14					
222+79.60 - 223+42.81	25.10 - 30.20 LT				316			
223+39.70 - 223+62.89	20.11 - 25.08 LT				12			
223+42.81 - 223+98.13	25.05 - 30.05 LT						277	
223+77.38 - 223+98.13	20.05 - 25.05 LT		10					
223+98.13 - 224+76.46	25.01 - 30.01 LT					392		
224+76.46 - 225+02.53	20.01 - 25.00 LT		14					
224+76.46 - 225+35.72	25.01 - 30.03 LT						296	
225+15.64 - 225+35.72	20.01 - 25.03 LT				11			
225+35.72 - 226+06.35	25.12 - 30.12 LT					353		
226+06.35 - 226+17.95	20.11 - 30.12 LT		6				58	
226+17.95 - 226+64.39	25.12 - 30.20 LT					232		
226+64.64 - 226+82.23	20.20 - 30.26 LT		10				89	
226+82.25 - 227+66.29	25.26 - 30.53 LT					420		
227+66.16 - 227+78.04	20.53 - 30.57 LT				7			59
227+78.06 - 228+78.61	25.57 - 30.80 LT							541
COLE STREET								
300+04.32 - 300+29.55	20.55 - 26.01 LT					116		
300+19.69 - 300+34.72	17.48 - 32.42 LT							22
300+21.82 - 300+29.55	20.80 - 26.01 LT							15
300+68.30 - 300+97.12	14.73 - 33.07 LT							37
300+74.28 - 301+21.77	19.82 - 24.93 LT					379		
300+74.28 - 300+82.26	19.84 - 24.82 LT							15
300+75.93 - 300+97.12	8.62 - 19.82 LT	14						10
300+87.15 - 300+92.17	16.73 - 18.69 LT							
301+16.65 - 301+37.51	15.54 - 19.94 LT				8			
301+21.84 - 301+34.14	19.94 - 24.94 LT							62
301+34.11 - 304+49.93	19.94 - 24.64 LT					569		
302+39.55 - 302+69.42	15.76 - 19.64 LT				8			
302+47.91 - 302+60.82	19.64 - 24.60 LT							65
302+60.81 - 303+38.34	19.40 - 24.40 LT					388		
303+34.85 - 303+59.83	15.60 - 19.40 LT				9			
303+38.31 - 303+56.67	19.40 - 24.32 LT							92
303+56.66 - 304+27.69	19.32 - 24.14 LT					342		
304+17.21 - 304+31.44	16.43 - 27.65 LT							18
304+19.56 - 304+27.69	19.16 - 24.14 LT							16

REVISION	ISSUED
BY	DATE
COUNTY	FAYETTE
SECTION	21-00070-00-SW
FIELD BOOK	805614821
DRAWN BY	JCS
CHECKED BY	MAH
FILE LOCATION	S:\2020\2021\805614821\TITLE.DWG
PLOT DATE	Tuesday, March 3, 2026 6:53:00 AM
MILANO & GRUNLOH ENGINEERS, LLC	114 W. WASHINGTON AVE.   PO BOX 887 EFFINGHAM, IL 62401 Phone: (217) 347-7262   (800) 677-2714 Email: mgen@engr.com Web: www.mgen.com Design Firm #164-003108
SCHEDULE OF QUANTITIES	ITEP 21-00070-00-SW VANDALIA, ILLINOIS
SHEET #	8 OF 66
JOB #	20210 BG6

PAVEMENT (CONTINUED)								
STATION	OFFSET	PORTLAND CEMENT CONCRETE BASE COURSE WIDENING 8"	PORTLAND CEMENT CONCRETE DRIVEWAY PAVEMENT, 6 INCH	PORTLAND CEMENT CONCRETE SIDEWALK 4 INCH	PORTLAND CEMENT CONCRETE SIDEWALK 6 INCH	PORTLAND CEMENT CONCRETE SIDEWALK 8 INCH	DETECTABLE WARNINGS	COMBINATION CONCRETE CURB AND GUTTER, TYPE B-6.24
		35400300	42300200	42400100	42400300	42400410	42400800	60605100
		SQ YD	SQ YD	SQ FT	SQ FT	SQ FT	SQ FT	FOOT
304+71.19 - 304+85.23	16.92 - 28.43 LT							18
304+74.82 - 304+82.83	19.94 - 24.97 LT						16	
304+74.82 - 305+87.25	19.62 - 24.62 LT			549				
305+83.10 - 305+95.62	14.97 - 19.62 LT		7					
305+87.24 - 306+13.95	19.62 - 24.54 LT				134			
306+02.40 - 306+18.03	15.03 - 19.54 LT		6					
306+13.95 - 306+53.03	19.54 - 24.42 LT			195				
306+49.08 - 306+64.90	14.79 - 19.40 LT		6					
306+53.01 - 306+61.70	19.42 - 24.44 LT				43			
306+61.68 - 307+07.67	19.40 - 24.26 LT			230				
307+02.91 - 307+20.82	14.63 - 19.26 LT		7					
307+07.66 - 307+17.61	19.26 - 24.26 LT				50			
307+17.59 - 308+12.10	19.23 - 24.22 LT			459				
308+02.16 - 308+16.79	16.05 - 29.42 LT							20
308+02.91 - 308+18.52	14.20 - 28.43 LT	10						
308+04.38 - 308+12.10	18.96 - 23.94 LT						15	
308+51.46 - 308+68.12	13.44 - 27.59 LT	10						
308+53.25 - 308+68.75	15.34 - 28.49 LT							21
308+57.92 - 308+81.32	17.87 - 22.90 LT						16	
308+57.92 - 308+81.32	17.80 - 22.90 LT			114				
MAIN STREET								
400+24.10 - 401+38.55	18.69 - 36.67 RT			576				
401+36.16 - 401+54.39	8.68 - 18.79 RT		17					
401+38.59 - 401+38.55	18.69 - 23.69 RT				65			
401+51.60 - 403+06.80	18.69 - 24.91 RT			775				
403+04.11 - 403+25.63	9.90 - 19.90 RT		20					
403+06.80 - 403+22.97	19.91 - 24.90 RT				81			
403+22.97 - 404+32.71	19.90 - 24.86 RT			549				
404+30.33 - 404+53.10	11.00 - 19.85 RT		20					
404+32.70 - 404+50.67	19.86 - 24.85 RT				90			
404+50.67 - 404+84.46	19.85 - 24.84 RT			169				
404+82.08 - 405+13.21	10.98 - 19.82 RT		27					
404+84.46 - 405+11.06	19.84 - 24.82 RT				133			
405+11.06 - 405+95.32	19.82 - 24.79 RT			421				
405+93.06 - 406+08.87	11.40 - 19.78 RT		13					
405+95.32 - 406+22.98	19.79 - 24.78 RT				138			
406+12.16 - 406+25.17	11.37 - 19.78 RT		10					
406+22.92 - 407+68.50	10.68 - 24.78 RT			766				
407+57.29 - 407+71.75	9.62 - 24.01 LT	5						
407+62.51 - 407+67.71	10.69 - 15.97 LT						12	
407+62.51 - 421+00.07	10.69 - 26.67 LT			6692				
420+99.88 - 421+40.56	20.99 - 26.98 LT				223			
421+40.45 - 424+53.84	20.99 - 22.78 LT			1875				
424+48.86 - 424+50.85	16.80 - 22.79 LT						10	
424+73.00 - 424+78.76	13.57 - 26.34 LT	5						
424+74.84 - 425+91.44	16.41 - 23.08 LT			664				
424+78.73 - 424+80.78	16.41 - 22.40 LT						10	
425+91.41 - 426+02.64	17.08 - 28.04 LT							
426+02.91 - 426+65.58	16.79 - 22.79 LT		8			69		
426+65.56 - 426+83.29	16.79 - 27.76 LT			376				
426+83.29 - 427+36.62	14.96 - 22.79 LT		8			106		
427+36.62 - 427+45.51	14.96 - 25.91 LT		5		321			
427+45.33 - 429+00.93	13.16 - 19.10 LT			928		52		

PAVEMENT (CONTINUED)								
STATION								
		35400300	42300200	42400100	42400300	42400410	42400800	60605100
		SQ YD	SQ YD	SQ FT	SQ FT	SQ FT	SQ FT	FOOT
428+96.24 - 428+98.32							10	
428+98.24 - 429+04.38	13.13 - 19.12 LT	3						
429+18.93 - 429+24.01	11.31 - 21.42 LT	4						
429+20.88 - 431+00.74	12.15 - 18.15 LT			1074				
429+24.00 - 429+26.08	12.78 - 18.75 LT						10	
431+00.73 - 431+01.15	12.15 - 23.15 LT		13		146			
431+25.06 - 431+61.14	12.08 - 19.24 LT			217				
431+61.14 - 432+18.43	13.24 - 24.24 LT		31		344			
432+18.43 - 433+19.74	13.29 - 20.21 LT			583				
433+05.46 - 433+23.45	13.41 - 25.00 LT							23
433+05.46 - 433+19.74	13.41 - 20.21 LT						28	
433+05.46 - 433+24.72	12.06 - 24.49 LT	7						
433+56.65 - 433+78.01	13.41 - 23.44 LT							25
433+59.57 - 433+77.97	8.85 - 17.63 LT	9						
433+61.12 - 433+75.02	14.23 - 19.60 LT						26	
433+61.12 - 433+92.51	13.78 - 19.60 LT			135				
TOTALS		104	925	74971	7055	345	596	547

EARTHWORK SCHEDULE		
1	2	3
EARTH EXCAVATION (CUT ONLY)	FURNISHED EXCAVATION (FILL ONLY)	EARTHWORK BALANCE WASTE (+) OR SHORTAGE(-)
CUBIC YARD	CUBIC YARD	CUBIC YARD
1,326	2,325	-999
TRENCH BACKFILL, STORM SEWER & STRUCTURES, & DIRT MOUND REMOVAL NOT INCLUDED IN ABOVE CALCULATION		

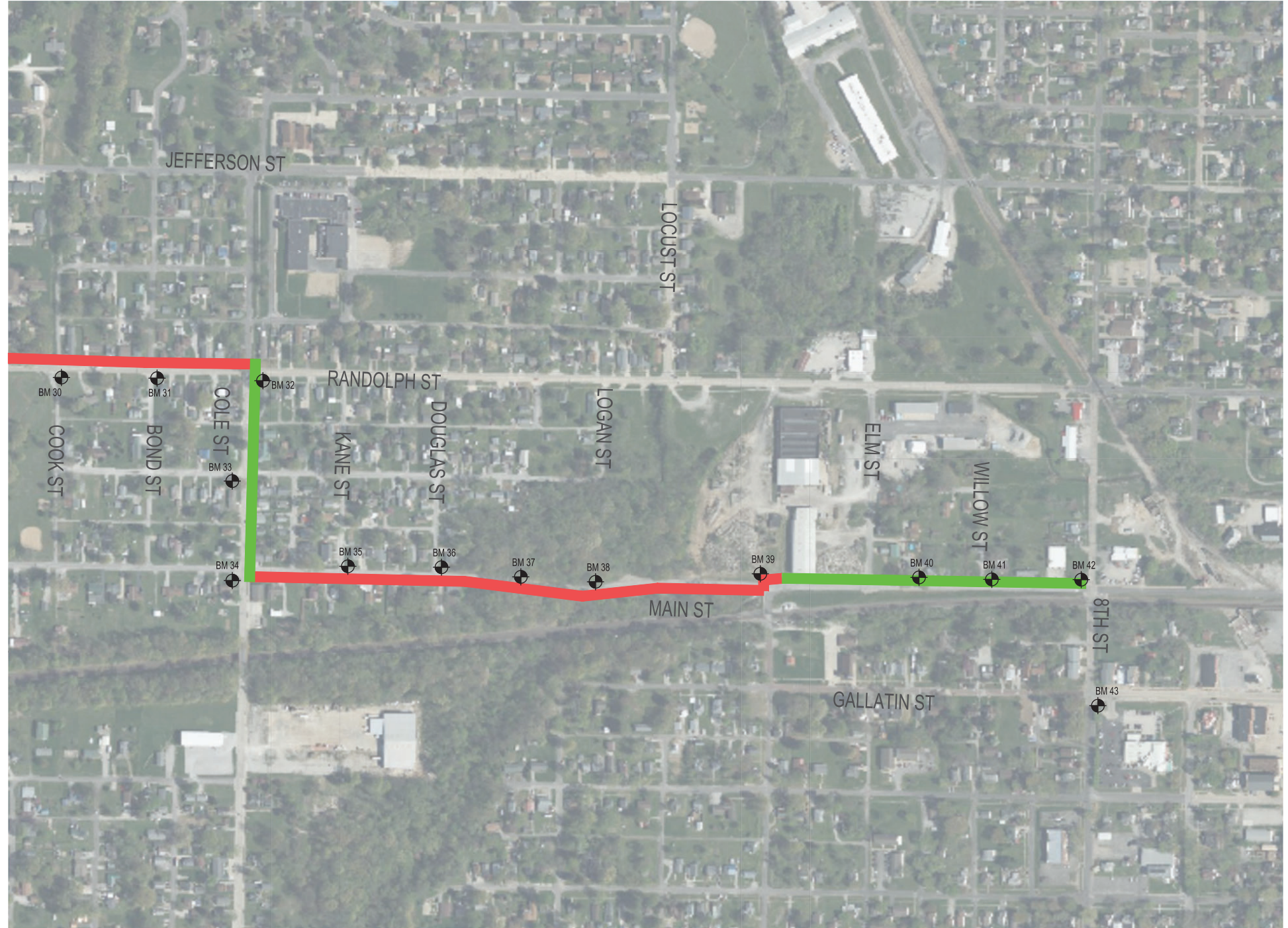
REVISION/ISSUED	BY	DATE	SECTION	COUNTY	ILLINOIS	CONTRACT
			21-00070-00-SW	FAYETTE		
			FED. ROAD DIST. NO. 7			
FIELD BOOK	DRAWN BY	CHECKED BY	FILE LOCATION	PLOT DATE		
805614821	JCS	MJH	S:\2020\2021\08659\DWG\TITLE.DWG	Tuesday, March 3, 2026 6:53:01 AM		
<b>MILANO &amp; GRUNLOH ENGINEERS, LLC</b> 114 W. WASHINGTON AVE.   PO BOX 887 EFFINGHAM, IL 62401 Phone: (217) 347-7326   (800) 677-2714 Email: mgeengineers@mgeengineers.com Web: www.mgeengineers.com Design Firm #194-003108						
SCHEDULE OF QUANTITIES			ITEP			
			21-00070-00-SW			
			VANDALIA, ILLINOIS			
SHEET #			9 OF 66			
JOB #			20210 BG6			



ALIGNMENT		SHEET #	
ITEP		10 OF 66	
21-00070-00-SW		JOB #	
VANDALIA, ILLINOIS		20210 BG6	
MILANO & GRUNLOH ENGINEERS, LLC 114 W. WASHINGTON AVE   PO BOX 887 EFFINGHAM, IL 62401 Phone: (217) 347-7262   (800) 677-2714 Email: <a href="mailto:mgengineers@mgengineers.com">mgengineers@mgengineers.com</a> Web: <a href="http://www.mgengineers.com">www.mgengineers.com</a> Design Firm #194-003108		FIELD BOOK 805614821	
DRAWN BY: JCS		SECTION 21-00070-00-SW	
CHECKED BY: MJH		COUNTY FAYETTE	
FILE LOCATION: S:\2020\2021\20210BG6\DWG\210BG6.DWG		ILLINOIS	
PLOT DATE: Tuesday, March 3, 2026 6:53:04 AM		CONTRACT	
BY	DATE	REVISION	ISSUED



BM 30	Set on cap Bolt of FH between Mue & Iler @ 14.5' S of Bk/CB Randolph St & 20' SE of 1st PP E of Cook St @ Randolph St in the SE quadrant of Cook & Randolph
BM 31	Sawed X set on BK/CB on E curb of Bond St @ intersection of Randolph @ Tp/Tapper before SW cutout 1' N of Fc/Sw & 28.8' SW of 1st PP E of Bond St on S Side Randolph
BM 32	Set on cap bolt of FH between Mueller & Chattanooga in SE quadrant of Coles & Randolph 13' S SW of 1st PP E of Coles St on S side Randolph & 8' W NW of center of Fiber handhole
BM 33	Sawed X Set on Tp/Taper BK/CB on S side Madison St @ 10' W NW of stop sign @ 30' W EOP Coles St
BM 34	Set in cap bolt of FH between Mue & Iler in SW quadrant of Coles & Main @ 8.5' S SW of center beehive inlet & 14' W of EOP Coles St
BM 35	Set on cap bolt FH @ tip open arrow @ NE quadrant of Kane & Main @ 16' N of EOP Main St & 20' E of EOP Kane St
BM 36	Magnail set in S face of 1st PP E of Douglas St @ 7' E of EOP POC Douglas St @ 12.5' N of EOP Main St
BM 37	Magnail set in S face PP on N side of Main St @ 9' N of EOP Main St & 3rd PP E of Douglas St
BM 38	Magnail set in S face PP @ bottom of Hill & 8' N EOP Main St & 4th PP W of Remann St on N side of Main St
BM 39	Set on cap bolt FH tip open arrow 11.5' E of 1st PP W of Remann St & 9' N EOP Main St
BM 40	Cap bolt of FH @ tip open arrow 9' N of EOP Main St between 919 & 925 Main St 10' W of corner sw @ edge of rock drive private entrance of 919 Main St
BM 41	Magnail set in S face PP in NE quadrant of Willow & Main @ 5' E of EOP Willow St & 7' N of EOP Main St
BM 42	Cap bolt FH between Mue & Iler in the NW quadrant of 8th St & Main St @ 21' W SW of center fiber handhole & 19' N of EOP Main St
BM 43	Set on cap bolt of FH in the SE quadrant of 8th St & Gallatin @ 16.5' E SE of PP & 14' S of EOP Gallatin St @ tip open arrow



BY		DATE		REVISION ISSUED	
COUNTY		SECTION		FAYETTE	
21-00070-00-SW		FED. ROAD DIST. NO. 7		ILLINOIS	
FIELD BOOK		DRAWN BY		JCS	
8/8/14/821		CHECKED BY		MJH	
FILE LOCATION		PLOT DATE		S:\2020\2021\8669\BENTLE.DWG	
MILANO & GRUNLOH ENGINEERS, LLC		114 W. WASHINGTON AVE.   PO BOX 887		EFFINGHAM, IL 62401	
Phone: (217) 347-7262   (800) 677-2714		Email: mgen@engr.com		Web: www.mgen.com	
Design Firm #194-003108		BENCHMARKS		EAST SIDE OF PROJECT AREA	
I/EP		21-00070-00-SW		VANDALIA, ILLINOIS	
SHEET #		12 OF 66		JOB #	
20210 BG6					

Point Table				
Point #	Northing	Easting	Elevation	Description
30	837586.16	759976.50	534.72	IRON PIN AS CP30
31	837569.61	761035.42	578.08	IRON PIN AS CP31
32	837558.90	761348.47	576.46	IRON PIN AS CP32
61	837673.64	758633.88	539.15	IRON PIN AS CP61
62	838825.42	757858.93	533.24	IRON PIN AS CP62
63	840122.14	758442.30	533.64	IRON PIN AS CP63
64	840535.79	759137.99	543.85	IRON PIN AS CP64
65	840468.70	759796.16	567.05	IRON PIN AS CP65
66	840479.65	760699.68	564.96	IRON PIN AS CP66
67	840404.66	761855.32	552.74	IRON PIN AS CP67



CONTROL POINTS		SHEET #		JOB #	
ITEP 21-00070-00-SW VANDALIA, ILLINOIS		13 OF 66		20210 BG6	
MILANO & GRUNLOH ENGINEERS, LLC 114 W. WASHINGTON AVE.   PO BOX 887 EFFINGHAM, IL 62401 Phone: (217) 347-7262   (800) 677-2714 Email: <a href="mailto:mgengineers@mgengineers.com">mgengineers@mgengineers.com</a> Web: <a href="http://www.mgengineers.com">www.mgengineers.com</a> Design Firm #194-003108		FIELD BOOK	808614821	DRAWN BY	JCS
CHECKED BY		FILE LOCATION		PLOT DATE	
MJH		S:\2020\2021\BG6\21003108.DWG		Tuesday, March 3, 2026 6:53:13 AM	
SECTION	21-00070-00-SW	FIELD ROAD DIST NO.	7	COUNTY	FAYETTE
ILLINOIS		COUNTY			
BY		DATE		REVISION	ISSUED

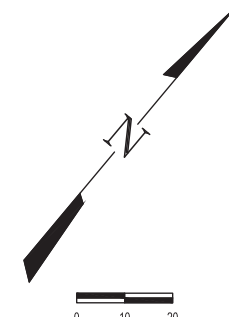
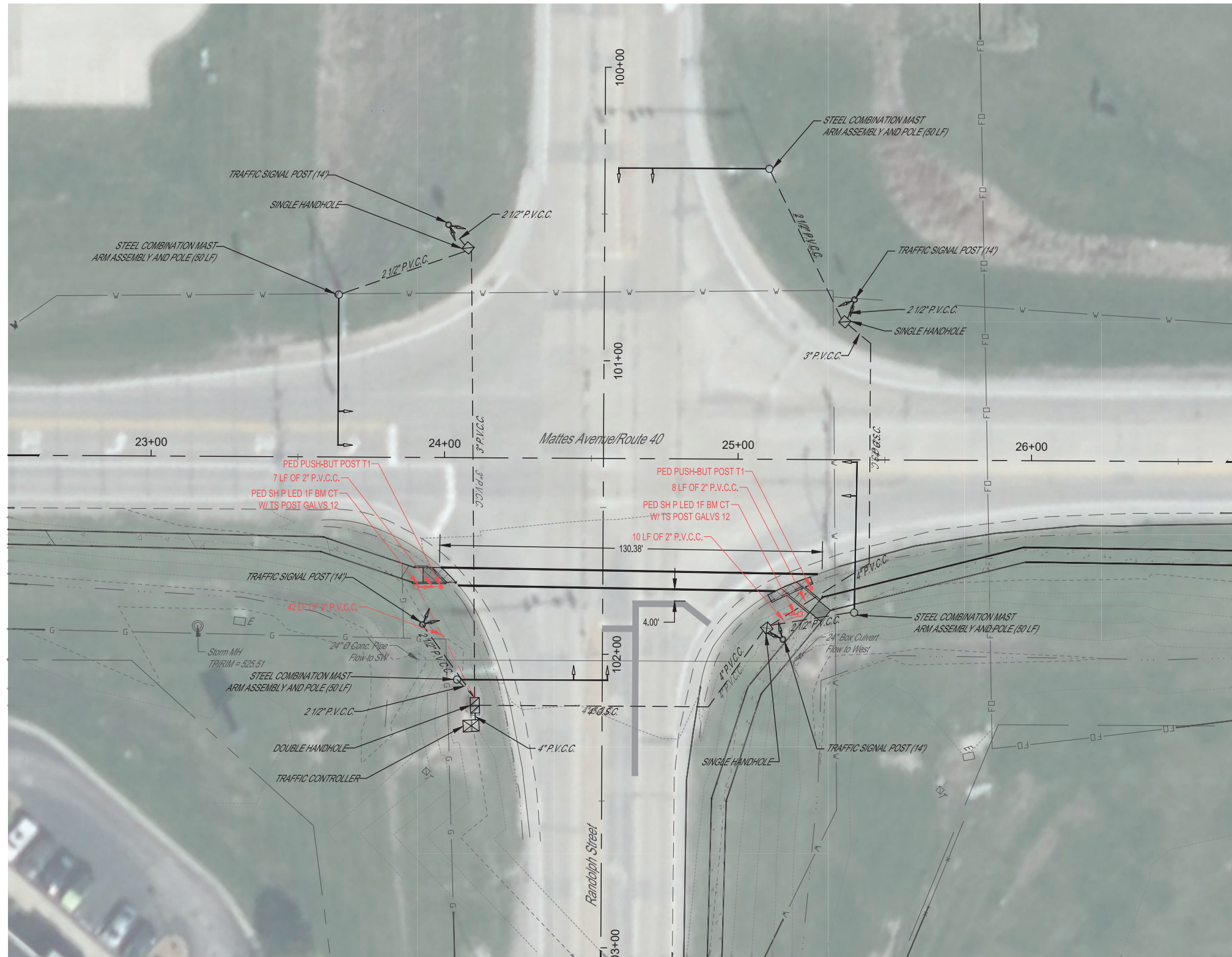
Point Table				
Point #	Northing	Easting	Elevation	Description
33	837555.86	761815.97	553.45	IRON PIN AS CP33
36	837531.24	762808.11	564.67	IRON PIN AS CP36
49	837193.50	762813.88	559.43	IRON PIN AS CP49
50	836741.69	762804.98	556.06	IRON PIN AS CP50
58	836695.22	764841.88	505.04	IRON PIN AS CP58
59	836685.82	766100.59	506.71	IRON PIN AS CP59
60	836498.61	766193.49	529.00	IRON PIN AS CP60



CONTROL POINTS		MILANO & GRUNLOH ENGINEERS, LLC 114 W. WASHINGTON AVE.   PO BOX 887 EFFINGHAM, IL 62401 Phone: (217) 347-7262   (800) 677-2714 Email: <a href="mailto:mgengineers@mgengineers.com">mgengineers@mgengineers.com</a> Web: <a href="http://www.mgengineers.com">www.mgengineers.com</a> Design Firm #194-003108	
SHEET # 14 OF 66		FIELD BOOK 806614821	
JOB # 20210 BG6		DRAWN BY JCS	
		CHECKED BY MJH	
		FILE LOCATION S:\2020\2021BG6\DWG\TITLE.DWG	
		PLOT DATE Tuesday, March 3, 2026 6:53:15 AM	
		SECTION 21-00070-00-SW	
		COUNTY FAYETTE	
		ILLINOIS CONTRACT	
		BY	
		DATE	
		REVISION ISSUED	





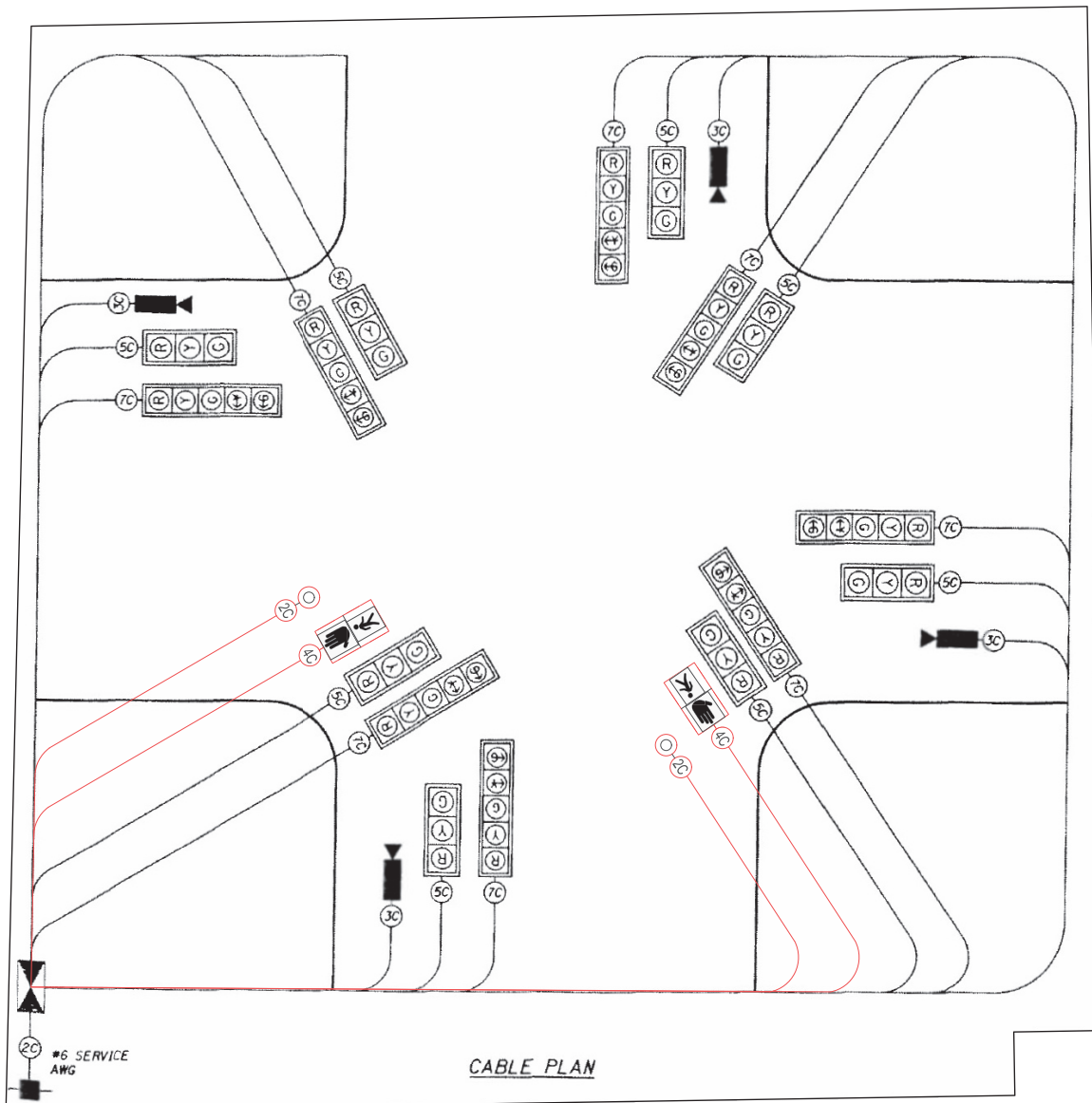


**LEGEND**

	EXISTING UNDERGROUND CABLE
	EXISTING HANDHOLE
	EXISTING DOUBLE HANDHOLE
	EXISTING TRAFFIC CONTROLLER
	EXISTING TRAFFIC SIGNAL HEAD
	PROPOSED UNDERGROUND CABLE
	PROPOSED PEDESTRIAN SIGNAL HEAD & POST
	PEDESTRIAN PUSH BUTTON POST

FIELD BOOK		805614821	
DRAWN BY	JCS	SECTION	21-00070-00-SW
CHECKED BY	MJH	FED. ROAD DIST. NO. 7	
FILE LOCATION	S:\2020\2021\865614821\TRAFFIC SIGNAL.DWG	COUNTY	FAYETTE
PLOT DATE	Tuesday, March 3, 2026 6:53:44 AM	ILLINOIS	
MILANO & GRUNLOH ENGINEERS, LLC		CONTRACT	
114 W. WASHINGTON AVE.   PO BOX 887			
EFFINGHAM, IL 62401			
Phone: (217) 347-7262   (800) 677-2714			
Email: mgen@milanogrunloh.com			
Web: www.milanogrunloh.com			
Design Firm #194-003108			
TRAFFIC SIGNAL PLAN		SHEET #	
ITEP		17 OF 61	
21-00070-00-SW		JOB #	
VANDALIA, ILLINOIS		20210 BG6	



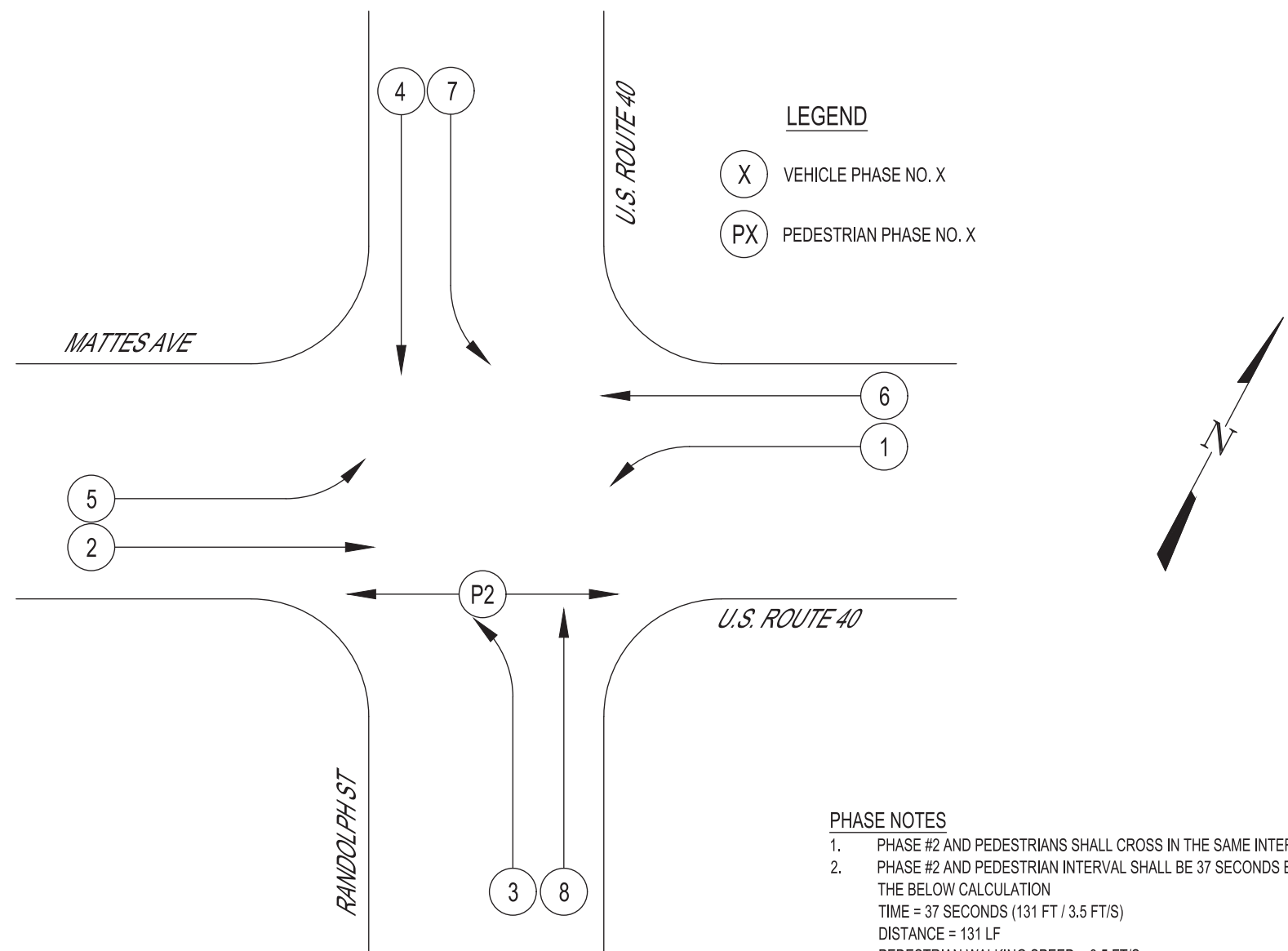


**PHASE NOTES**

1. THE CABLE PLAN SHOWN IS THE EXISTING CABLE PLAN FROM THE ORIGINAL CONSTRUCTION OF THE SIGNALIZED INTERSECTION
2. PROPOSED UPDATES TO THE INTERSECTION ARE SHOWN IN RED
3. PROPOSED ELECTRIC CABLE SHALL RUN THROUGH THE EXISTING HANDHOLES AND CONDUIT BACK TO THE CONTROLLER

**QUANTITIES**

	UNDERGROUND CONDUIT, PVC, 2" DIA	ELECTRIC CABLE IN CONDUIT, SIGNAL NO. 14 2C	ELECTRIC CABLE IN CONDUIT, SIGNAL NO. 14 4C	TRAFFIC SIGNAL POST, GALVANIZED STEEL 12 FT	PEDESTRIAN PUSH-BUTTON POST, TYPE I	CONCRETE FOUNDATION, TYPE A	DRILL EXISTING HANDHOLE	PEDESTRIAN SIGNAL HEAD, POLYCARBONATE, LED, 1-FACE, BRACKET MOUNTED WITH COUNT DOWN TIMER	MODIFY EXISTING CONTROLLER	ACCESSIBLE PEDESTRIAN SIGNALS
	81028350	87301215	87301235	87502460	87600100	87800100	87900200	88102825	89502200	X8760200
	FOOT	FOOT	FOOT	EACH	EACH	FOOT	EACH	EACH	EACH	EACH
SOUTH PEDESTRIAN POLE	49	70	83	1	1	3	1	1	1	1
EAST PEDESTRIAN POLE	18	158	158	1	1	3	1	1		1
TOTALS	67	228	241	2	2	6	2	2	1	2



**PHASE NOTES**

1. PHASE #2 AND PEDESTRIANS SHALL CROSS IN THE SAME INTERVAL
2. PHASE #2 AND PEDESTRIAN INTERVAL SHALL BE 37 SECONDS BASED ON THE BELOW CALCULATION  
 TIME = 37 SECONDS (131 FT / 3.5 FT/S)  
 DISTANCE = 131 LF  
 PEDESTRIAN WALKING SPEED = 3.5 FT/S

REVISIONS

NO.	DATE	BY	REVISION

SECTION: 21-00070-00-SW  
 FIELD BOOK: 805614821  
 DRAWN BY: JCS  
 CHECKED BY: MJH  
 FILE LOCATION: S:\2020\2021\BEGEN\WESTTRAFFIC SIGNALING

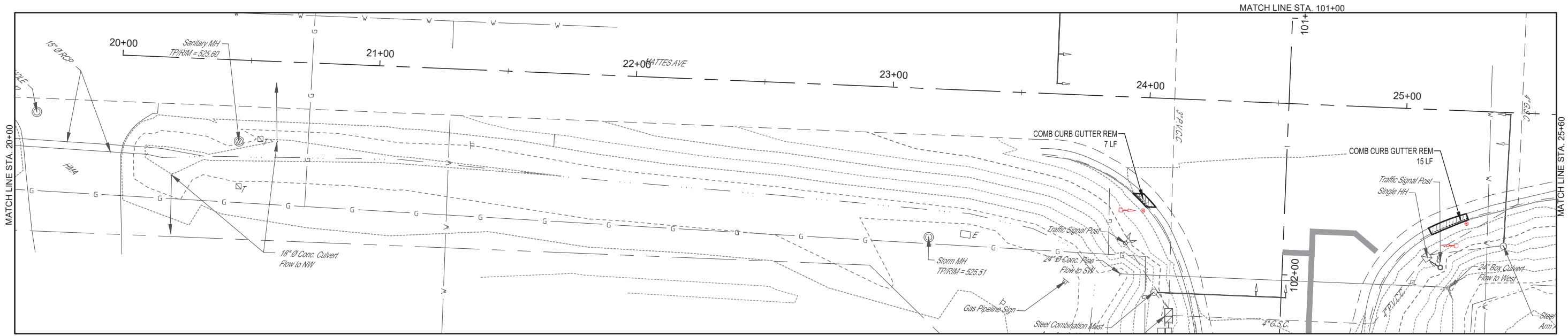
MILANO & GRUNLOH ENGINEERS, LLC  
 114 W. WASHINGTON AVE. | PO BOX 887  
 EFFINGHAM, IL 62401  
 Phone: (217) 347-7322 | (800) 677-2714  
 Email: mgen@mgengineers.com  
 Web: www.mgenengineers.com  
 Design Firm #194-003108

CABLE DIAGRAM & PHASING  
 I/EP  
 21-00070-00-SW  
 VANDALIA, ILLINOIS





SHEET # 19 OF 61  
 JOB # 20210 BG6

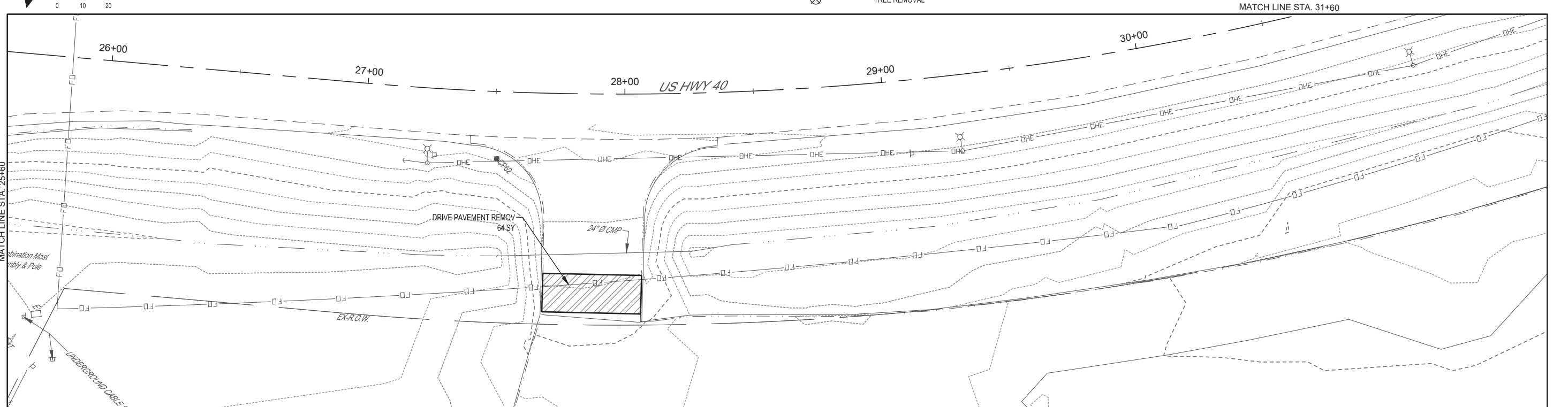
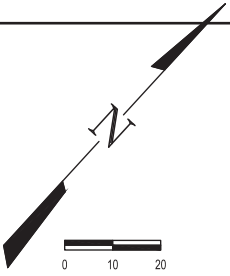
BY DATE REVISION ISSUED  
 COUNTY FAYETTE  
 ILLINOIS  
 CONTRACT

PLOT DATE: Tuesday, March 3, 2026 6:53:46 AM



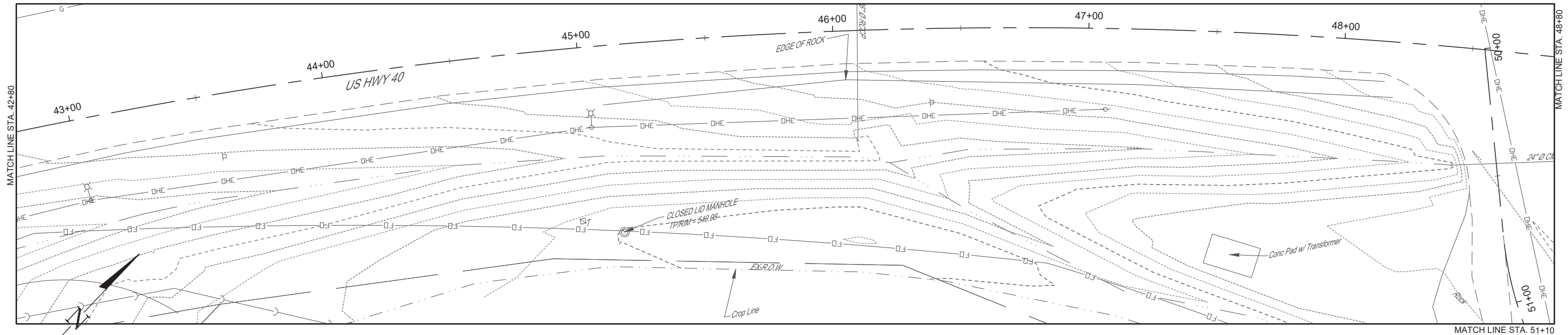
**LEGEND**

-  SIDEWALK REMOVAL
-  DRIVE PAVEMENT REMOV
-  COMB CURB GUTTER REM
-  TREE REMOVAL








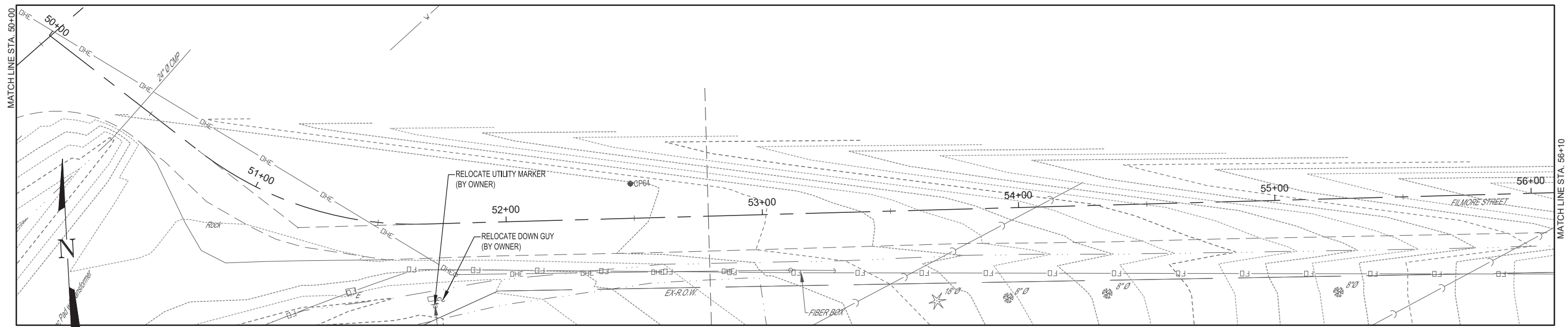
REVISION	ISSUED	BY	DATE
SECTION	COUNTY	ILLINOIS	CONTRACT
21-00070-00-SW	FAYETTE		
FED. ROAD DIST. NO. 7			
FIELD BOOK	808614821	DRAWN BY	JCS
		CHECKED BY	IMH
FILE LOCATION	S:\2020\2021\86659\REV\REMOVAL.DWG	PLOT DATE	Tuesday, March 3, 2026 6:54:07 AM
REMOVAL PLANS 20+00 - 25+60	MILANO & GRUNLOH ENGINEERS, LLC		
REMOVAL PLANS 25+60 - 31+60	114 W. WASHINGTON AVE.   PO BOX 887		
	EFFINGHAM, IL 62401		
	Phone: (217) 347-7322   (800) 677-2714		
	Email: mngengineers@mngengineers.com		
	Web: www.mngengineers.com		
	Design Firm #164-003108		
SHEET #	20 OF 66		
JOB #	20210 BG6		



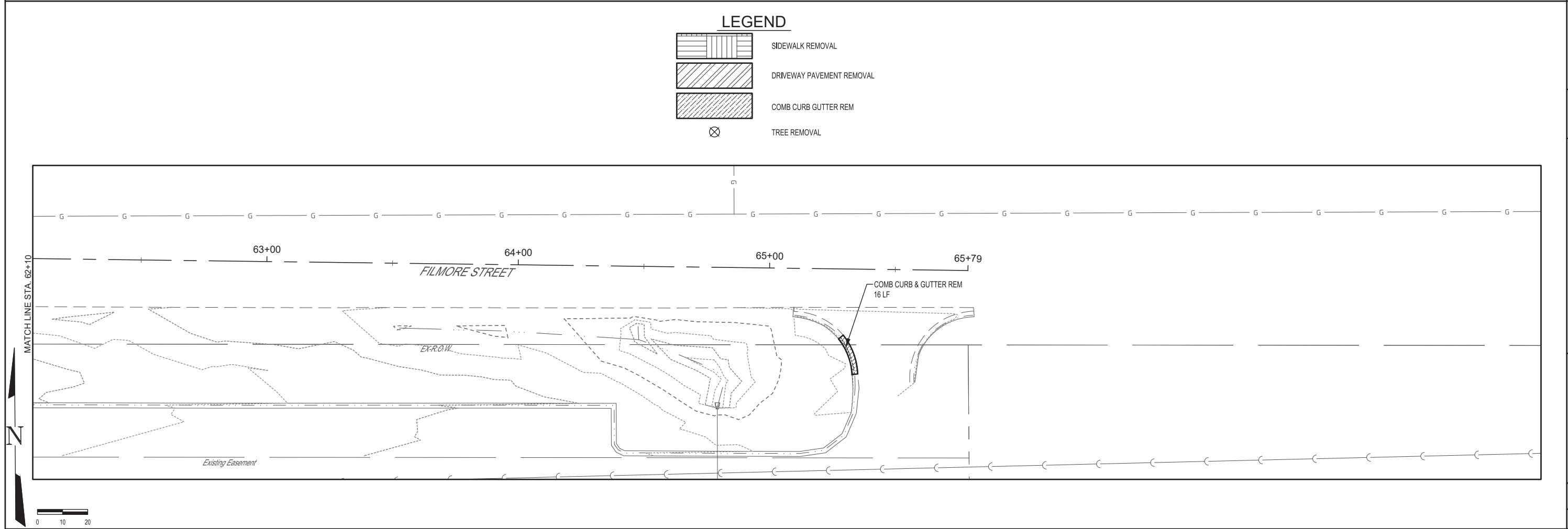
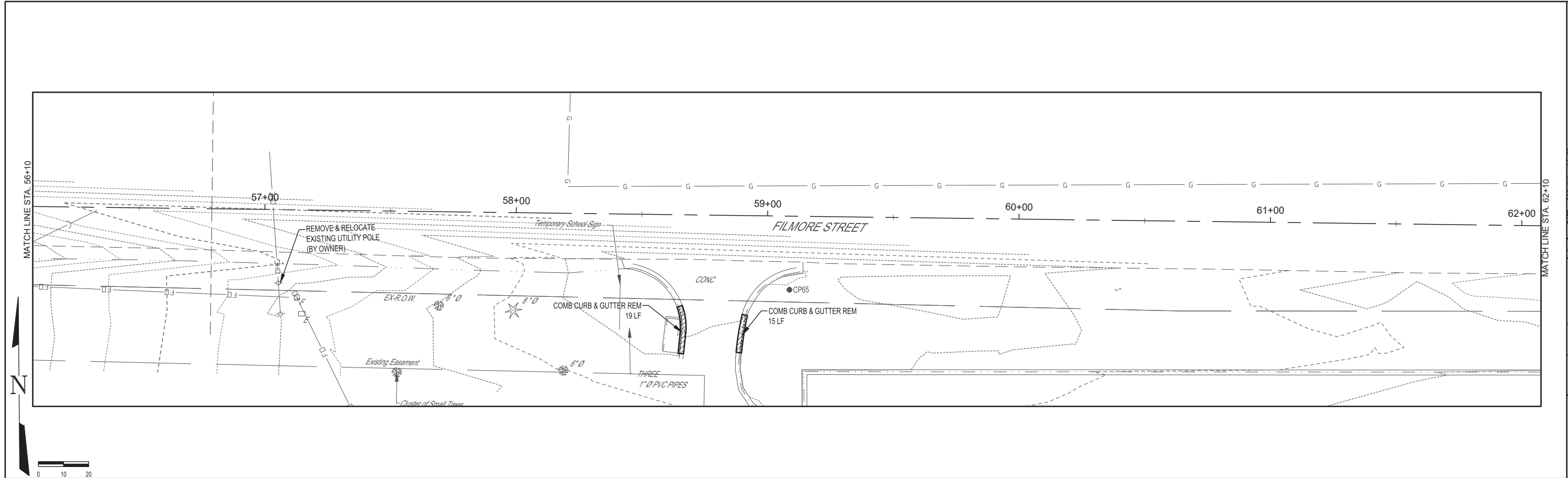


**LEGEND**


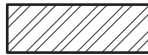


-  SIDEWALK REMOVAL
-  DRIVEWAY PAVEMENT REMOVAL
-  COMB CURB GUTTER REM
-  TREE REMOVAL



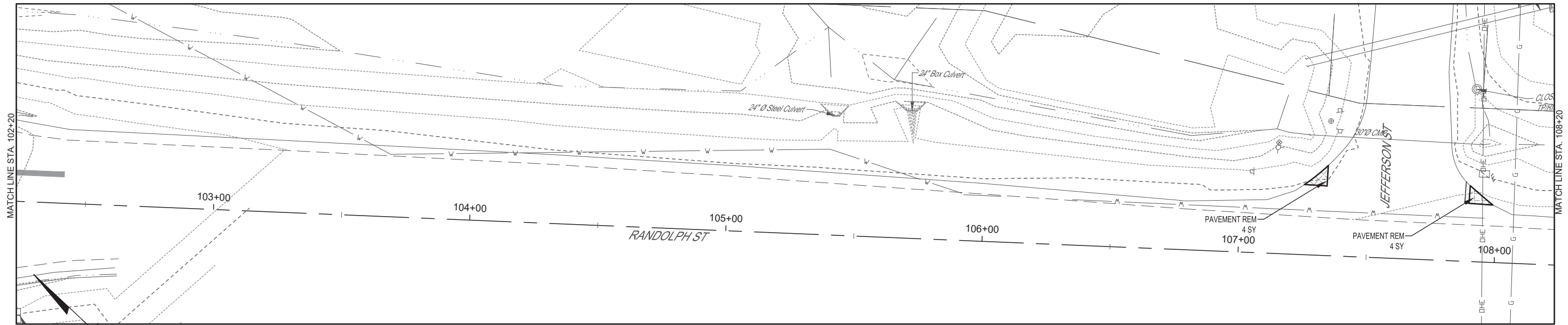
REVISION	ISSUED	BY	DATE
SECTION	21-00070-005SW	COUNTY	FAYETTE
FED. ROAD DIST. NO. 7		ILLINOIS	
CONTRACT			
FIELD BOOK	808614821	DRAWN BY	JCS
CHECKED BY	MJH	FILE LOCATION	S:\2020\2021\808614821\REMOVAL.DWG
PLOT DATE	Tuesday, March 3, 2026 6:54:22 AM		
REMOVAL PLANS 42+80 - 48+80		MILANO & GRUNLOH ENGINEERS, LLC	
REMOVAL PLANS 48+80 - 56+10		114 W. WASHINGTON AVE.   PO BOX 887	
		EFFINGHAM, IL 62401	
		Phone: (217) 347-7262   (800) 677-2714	
		Email: <a href="mailto:mgengineers@mgengineers.com">mgengineers@mgengineers.com</a>	
		Web: <a href="http://www.mgengineers.com">www.mgengineers.com</a>	
		Design Firm #184-003108	
SHEET #	22 OF 66		
JOB #	20210 BG6		



**LEGEND**

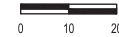
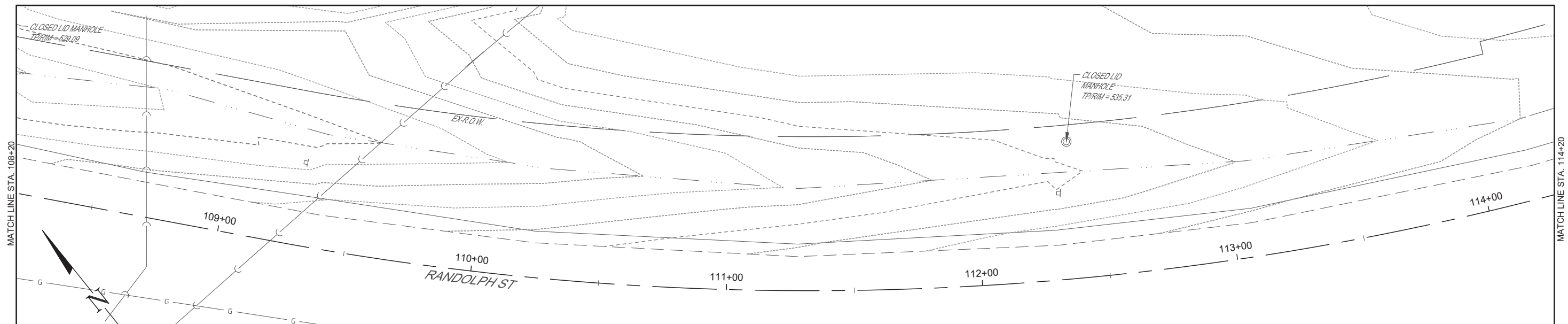
-  SIDEWALK REMOVAL
-  DRIVEWAY PAVEMENT REMOVAL
-  COMB CURB GUTTER REM
-  TREE REMOVAL

REVISION	DATE	ISSUED							
SECTION	21-00070-00-SW	COUNTY	FAYETTE	ILLINOIS	CONTRACT				
FIELD BOOK	805614821	DRAWN BY	JCS	CHECKED BY	MJH	FILE LOCATION	S:\2020\2021\805614821\REMOVAL.DWG	PLOT DATE	Tuesday, March 3, 2026 6:54:29 AM
<p><b>MILANO &amp; GRUNLOH ENGINEERS, LLC</b>          114 W. WASHINGTON AVE.   PO BOX 887          EFFINGHAM, IL 62401          Phone: (217) 347-7262   (800) 677-2714          Email: <a href="mailto:mgengineers@mgengineers.com">mgengineers@mgengineers.com</a>          Web: <a href="http://www.mgengineers.com">www.mgengineers.com</a>          Design Firm #194-003108</p>									
REMOVAL PLANS 56+10 - 62+10	REMOVAL PLANS 62+10 - 65+79								
SHEET #		23 OF 66							
JOB #		20210 BG6							

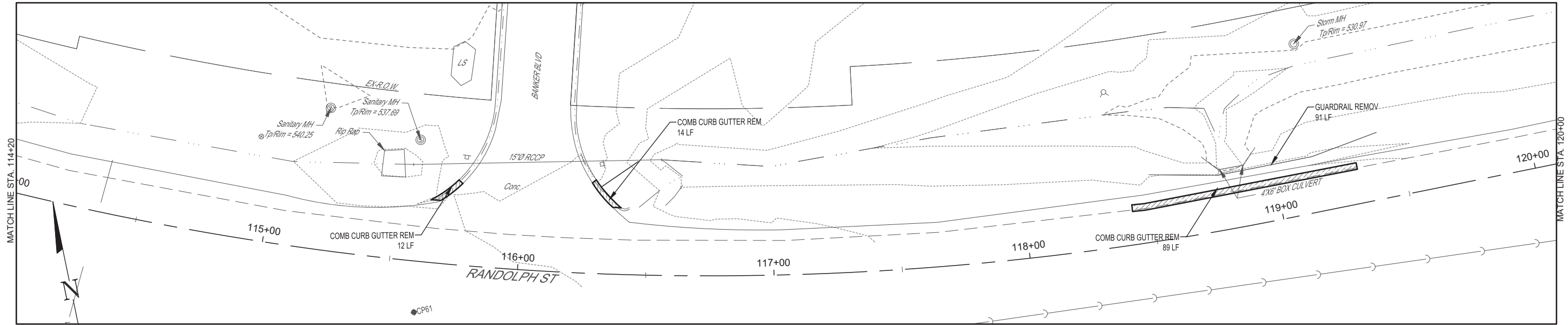


**LEGEND**





- SIDEWALK REMOVAL
- DRIVEWAY PAVEMENT REMOVAL
- PAVEMENT REMOVAL
- COMB CURB GUTTER REM
- TREE REMOVAL

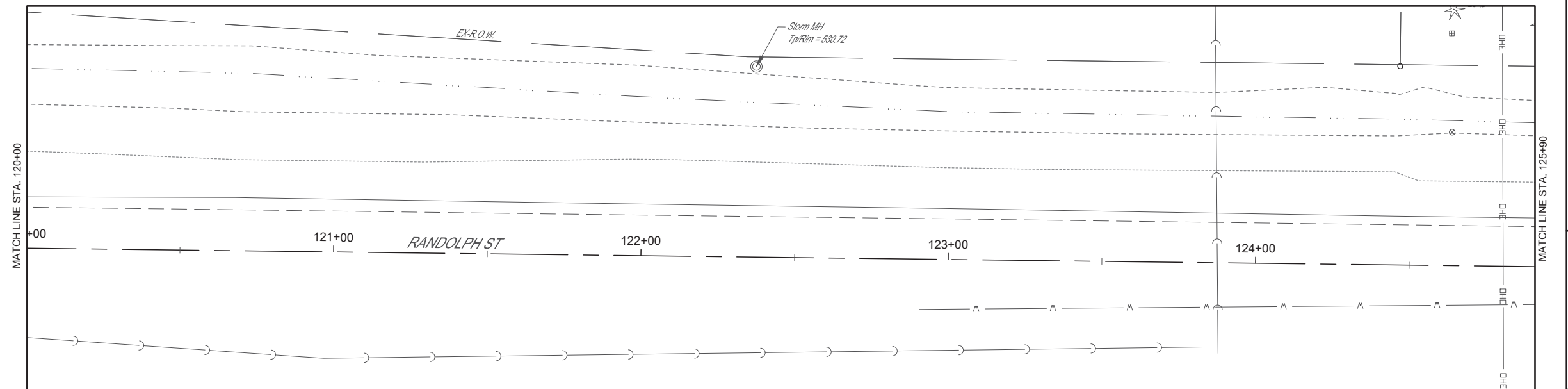


	BY	DATE	REVISION ISSUED
COUNTY	FAYETTE		
SECTION	21-00070-00-SW		
FED. ROAD DIST. NO. 7	ILLINOIS		
CONTRACT			
FIELD BOOK: 808614821 DRAWN BY: JCS CHECKED BY: MJH FILE LOCATION: S:\2020\2021\808614821\REMOVAL.DWG PLOT DATE: Tuesday, March 3, 2026 6:54:36 AM			
<p><b>MILANO &amp; GRUNLOH ENGINEERS, LLC</b>          114 W. WASHINGTON AVE   PO BOX 887          EFFINGHAM, IL 62401          Phone: (217) 347-7362   (800) 677-2714          Email: <a href="mailto:mngengineers@mngengineers.com">mngengineers@mngengineers.com</a>          Web: <a href="http://www.mngengineers.com">www.mngengineers.com</a>          Design Firm #184-003108</p>			
REMOVAL PLANS 102+20 - 108+20	SHEET # 24 OF 66		
REMOVAL PLANS 108+20 - 114+20	JOB # 20210 BG6		
ITEP 21-00070-00-SW	VANDALIA, ILLINOIS		



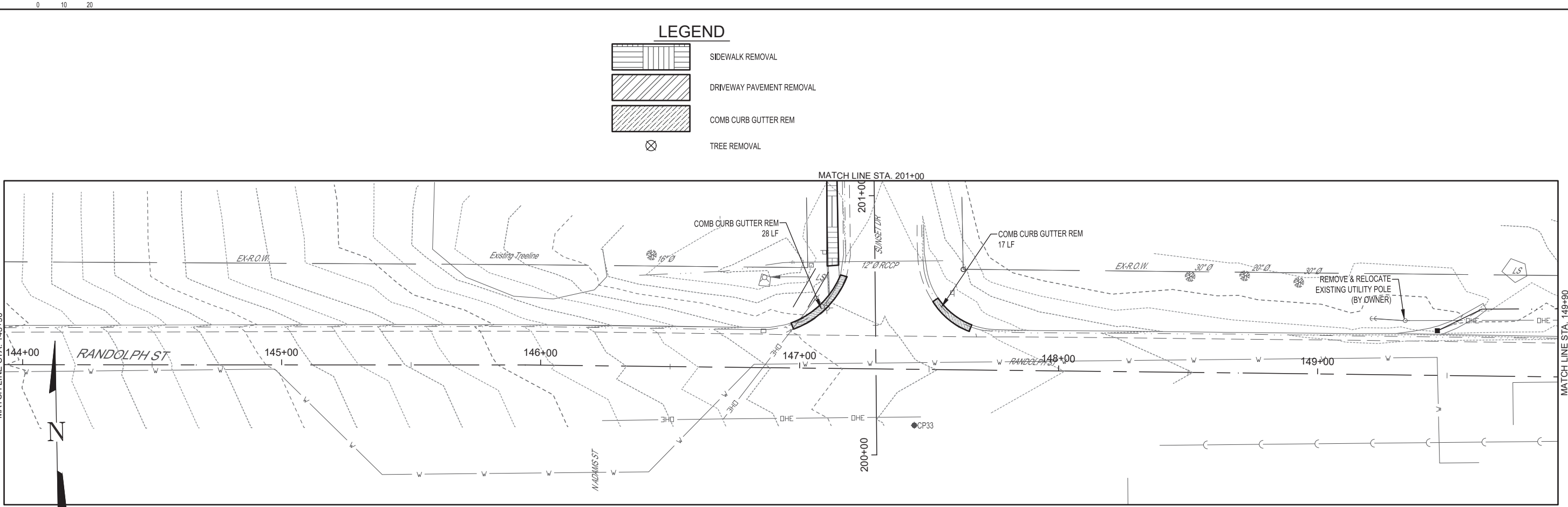
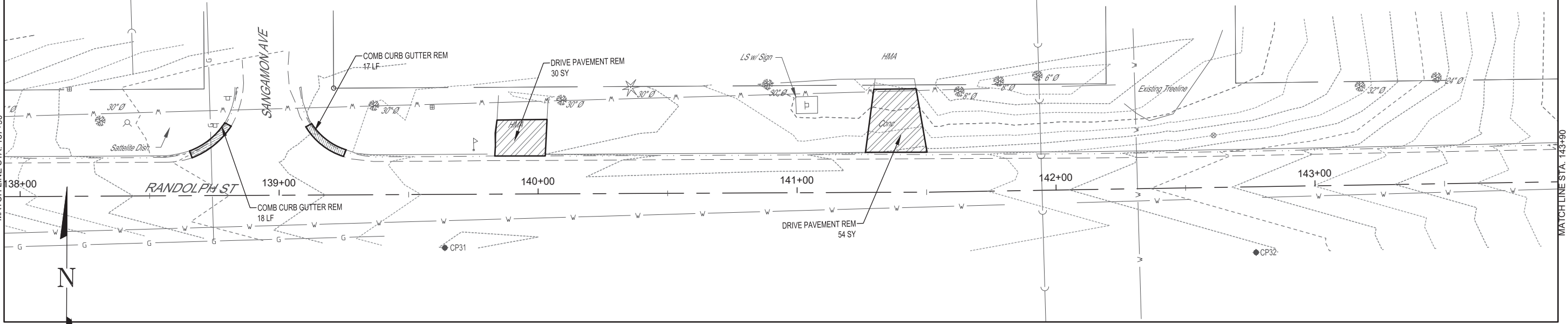
**LEGEND**

-  SIDEWALK REMOVAL
-  DRIVEWAY PAVEMENT REMOVAL
-  COMB CURB GUTTER REM
-  TREE REMOVAL



REMOVAL PLANS 114+20 - 120+00	REVISION ISSUED
REMOVAL PLANS 120+00 - 125+00	BY
SHEET # 25 OF 66	DATE
	COUNTY
JOB # 20210 BG6	FAYETTE
	ILLINOIS
MILANO & GRUNLOH ENGINEERS, LLC 114 W. WASHINGTON AVE   PO BOX 887 EFFINGHAM, IL 62401 Phone: (217) 347-7262   (800) 677-2714 Email: mgen@mgengineers.com Web: www.mgengineers.com Design Firm #194-003108	SECTION
	21-00070-00-SW
FIELD BOOK	FED. ROAD DIST. NO. 7
	805614821
DRAWN BY	CONTRACT
JCS	
CHECKED BY	
MJH	
FILE LOCATION: S:\2020\2021\805614821\REMOVAL.DWG	
PLOT DATE	
Tuesday, March 3, 2026 6:54:43 AM	

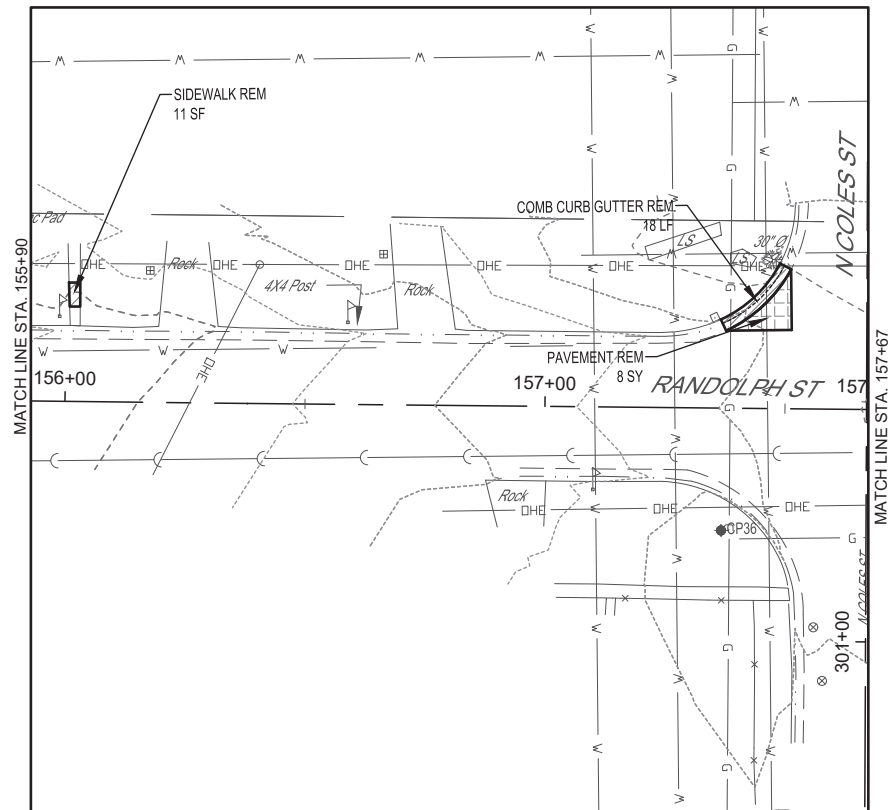
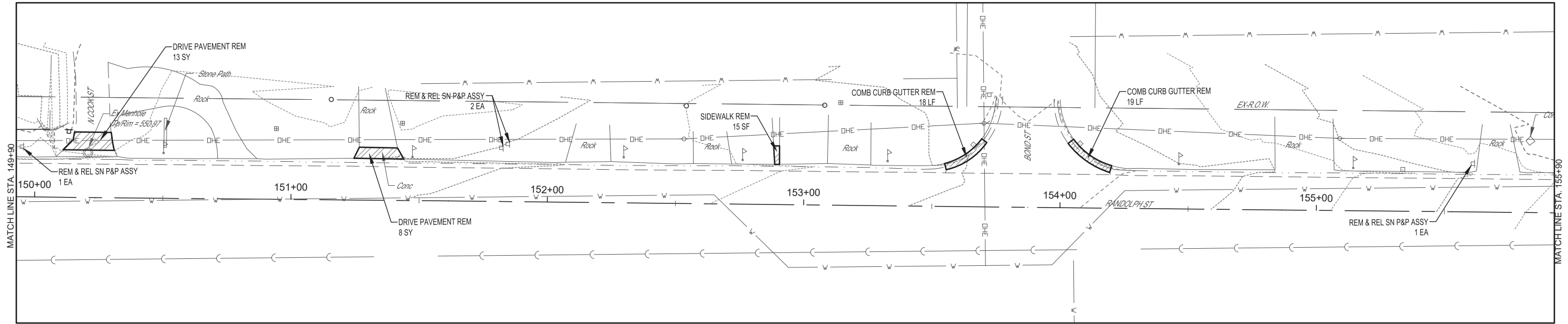




**LEGEND**

- SIDEWALK REMOVAL
- DRIVEWAY PAVEMENT REMOVAL
- COMB CURB GUTTER REM
- TREE REMOVAL

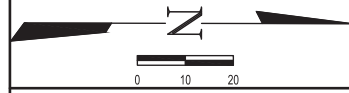
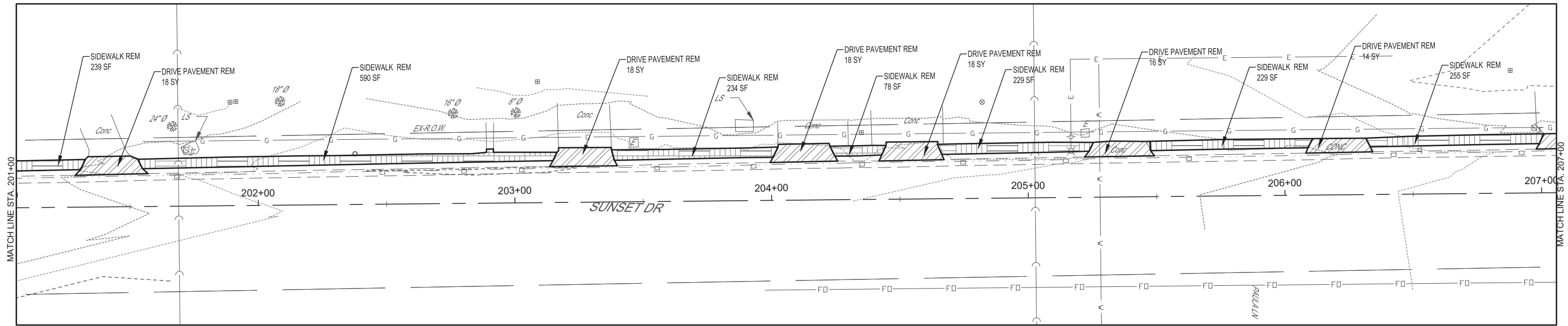
REMOVAL PLANS 137+90 - 143+90 REMOVAL PLANS 143+90 - 149+90	SECTION 21-00070-00-SW	COUNTY FAYETTE	REVISION/ISSUED
ITEM 21-00070-00-SW VANDALIA, ILLINOIS	FED. ROAD DIST. NO. 7	ILLINOIS CONTRACT	
SHEET # 27 OF 66	FIELD BOOK 803614821		
JOB # 20210 BG6	DRAWN BY JCS	CHECKED BY MJH	
	FILE LOCATION S:\2020\2021\20210210\20210210\REMOVAL.DWG		
	PLOT DATE Tuesday, March 3, 2026 6:54:36 AM		
<b>MILANO &amp; GRUNLOH ENGINEERS, LLC</b> 114 W. WASHINGTON AVE.   PO BOX 887 EFFINGHAM, IL 62401 Phone: (217) 347-7326   (800) 677-2714 Email: <a href="mailto:mgen@engr.com">mgen@engr.com</a>   <a href="http://www.mgen.com">www.mgen.com</a> Design Firm #194-003108			



**LEGEND**

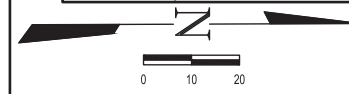
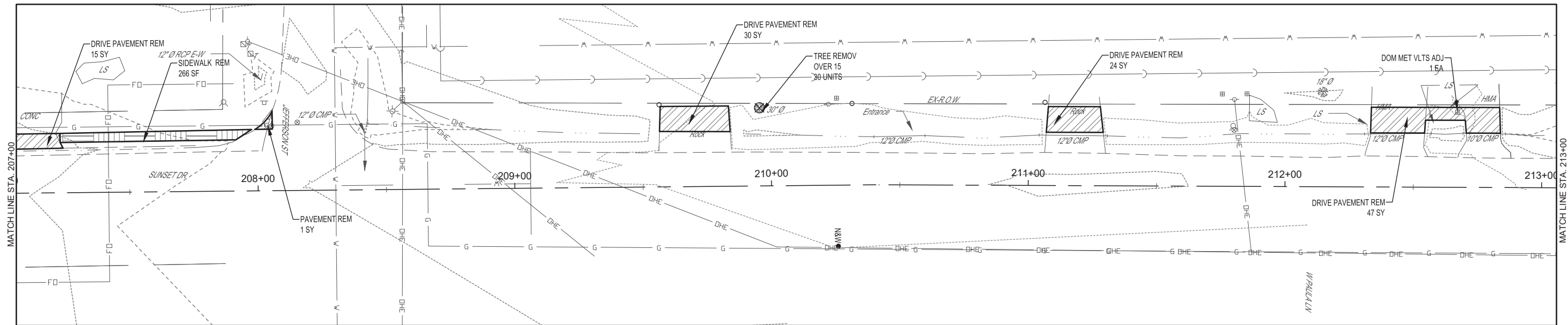
	SIDEWALK REMOVAL
	DRIVEWAY PAVEMENT REMOVAL
	COMB CURB GUTTER REM
	TREE REMOVAL

REMOVAL PLANS 149+90 - 155+90	REVISION ISSUED
REMOVAL PLANS 155+90 - 157+67	DATE
SHEET # 28 OF 66	BY
	DATE
JOB # 20210 BG6	COUNTY
	FAYETTE
I/EP 21-00070-00-SW VANDALIA, ILLINOIS	SECTION
	21-00070-00-SW
MILANO & GRUNLOH ENGINEERS, LLC 114 W. WASHINGTON AVE.   PO BOX 887 EFFINGHAM, IL 62401 Phone: (217) 347-7262   (800) 677-2714 Email: mgen@mgengineers.com Web: www.mgenengineers.com Design Firm #194-003108	FED. ROAD DIST. NO. 7
	ILLINOIS
FIELD BOOK 805614821	COUNTY
DRAWN BY JCS	FAYETTE
CHECKED BY MJH	ILLINOIS
FILE LOCATION S:\2020\2021\865614821\REMOVAL.DWG	CONTRACT
PLOT DATE Tuesday, March 3, 2026 6:50:05 AM	

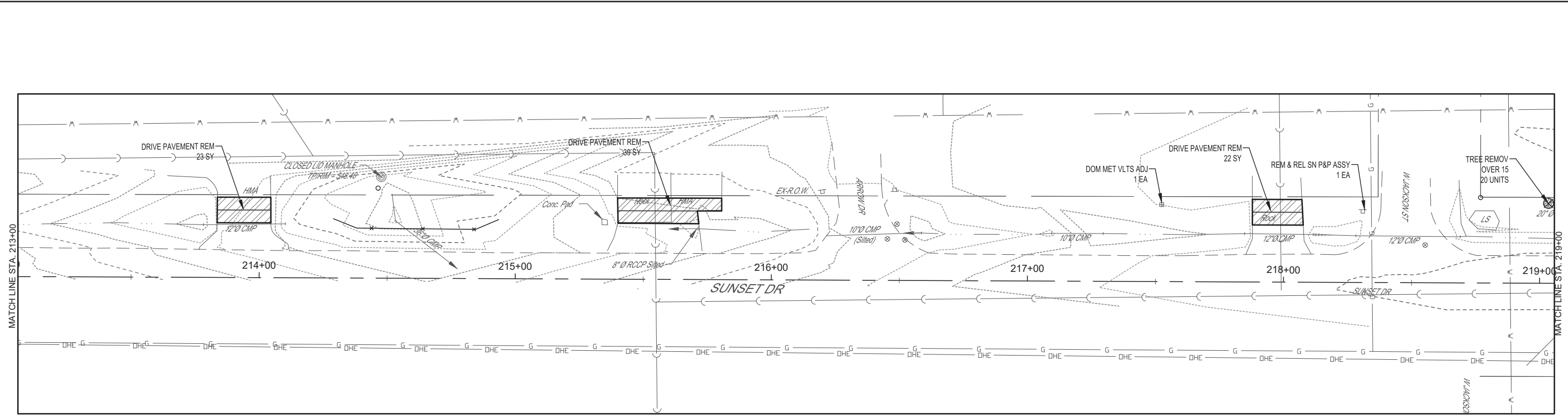


**LEGEND**

	SIDEWALK REMOVAL
	DRIVEWAY PAVEMENT REMOVAL
	PAVEMENT REMOVAL
	COMB CURB GUTTER REM
	TREE REMOVAL

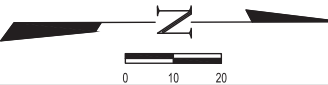


REVISION	ISSUED	BY	DATE
SECTION	21-00070-005W	COUNTY	FAYETTE
FILE NO.	21-00070-005W	ILLINOIS	
FILE LOCATION	S:\2020\2021\202106\202106\REMOVAL.DWG	CONTRACT	
FIELD BOOK	808614821	DRAWN BY	JCS
		CHECKED BY	MJH
		FILE LOCATION	S:\2020\2021\202106\202106\REMOVAL.DWG
		PLOT DATE	Tuesday, March 3, 2026 6:55:12 AM
<b>MILANO &amp; GRUNLOH ENGINEERS, LLC</b> 114 W WASHINGTON AVE   PO BOX 887 EFFINGHAM, IL 62401 Phone: (217) 347-7262   (800) 677-2714 Email: <a href="mailto:mge@milanoengineers.com">mge@milanoengineers.com</a> Web: <a href="http://www.milanoengineers.com">www.milanoengineers.com</a> Design Firm #194-003108			
REMOVAL PLANS 201+00 - 207+00	REMOVAL PLANS 207+00 - 213+00	SHEET #	
ITEP		29 OF 66	
21-00070-00-SW		JOB #	
VANDALIA, ILLINOIS		20210 BG6	







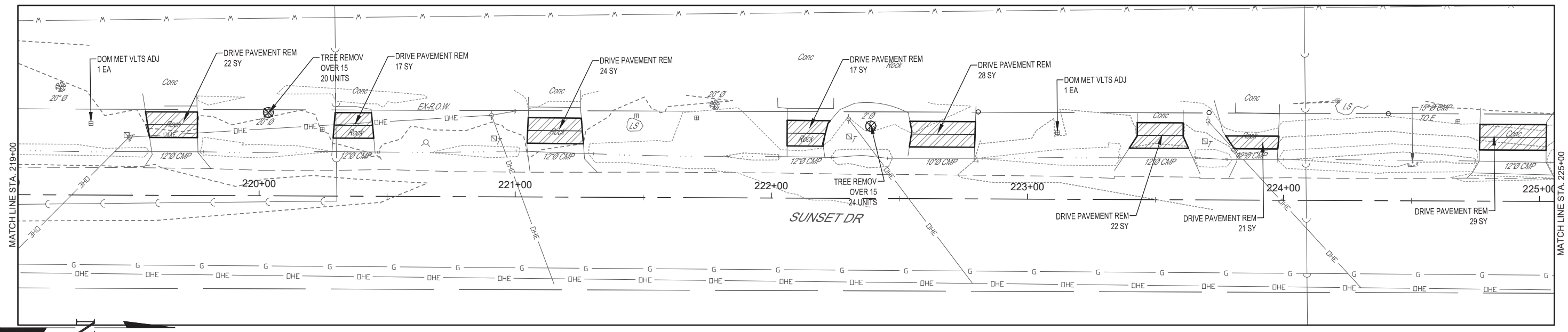
MATCH LINE STA. 213+00

MATCH LINE STA. 219+00



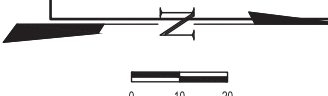
**LEGEND**

-  SIDEWALK REMOVAL
-  DRIVEWAY PAVEMENT REMOVAL
-  COMB CURB GUTTER REM
-  TREE REMOVAL

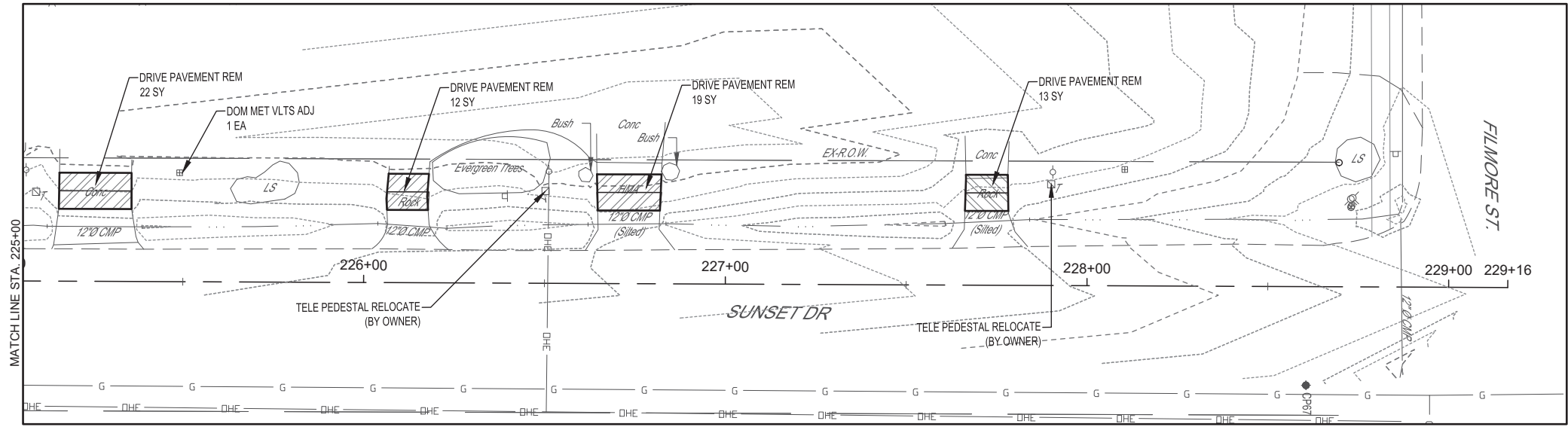


MATCH LINE STA. 219+00





MATCH LINE STA. 225+00



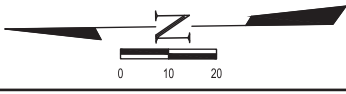
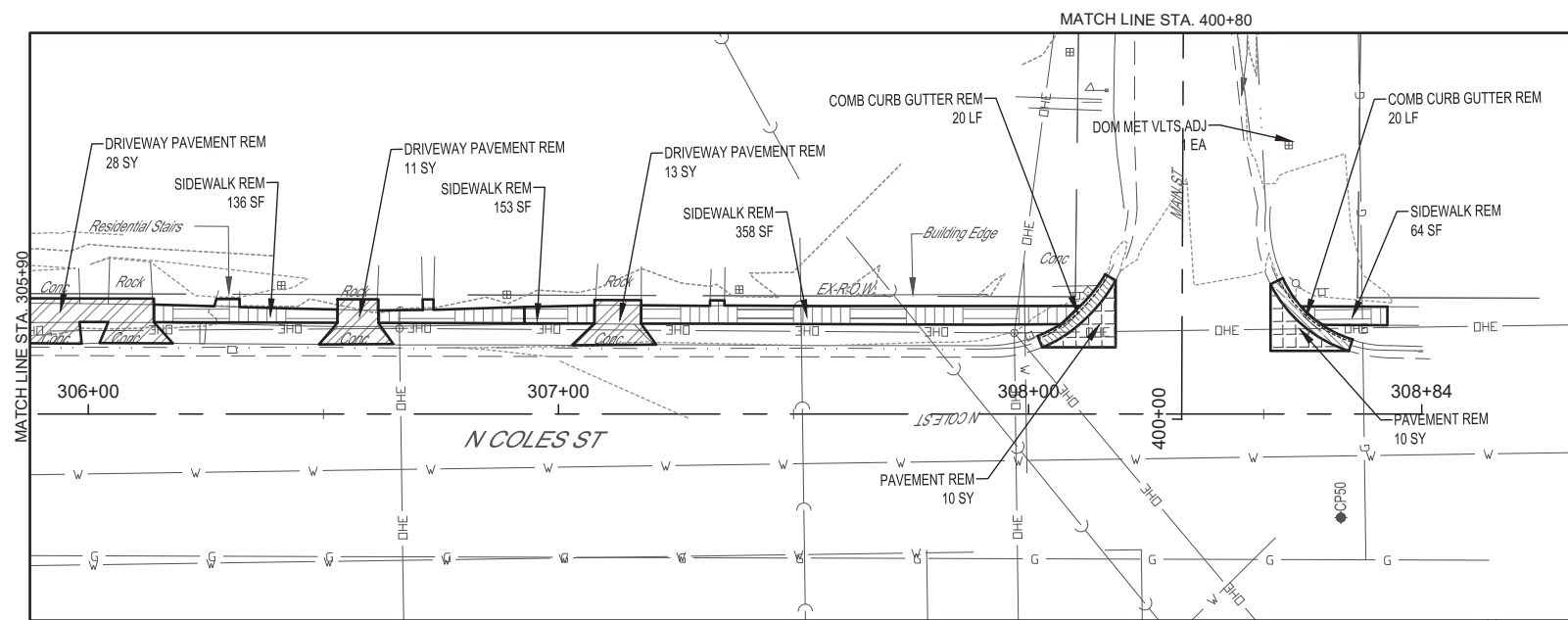
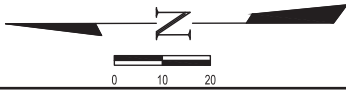
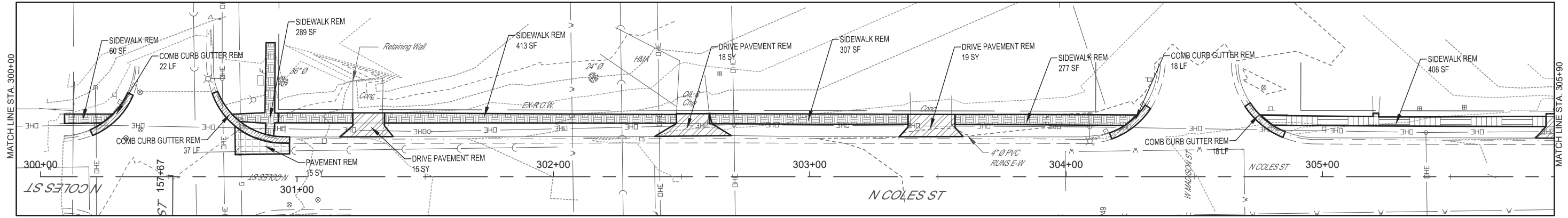
REVISION	ISSUED	BY	DATE
SECTION	COUNTY	ILLINOIS	CONTRACT
21-00070-00-SW	FAYETTE		
FILE ROAD DIST NO. 7			
FIELD BOOK	808614821	DRAWN BY	JCS
CHECKED BY	MJH	FILE LOCATION	S:202002180556959REMOVAL.DWG
PLOT DATE	Tuesday, March 3, 2026 6:52:20 AM		
<b>MILANO &amp; GRUNLOH ENGINEERS, LLC</b>			
114 W. WASHINGTON AVE.   PO BOX 887			
EFFINGHAM, IL 62401			
Phone: (217) 347-7362   (800) 677-2714			
Email: <a href="mailto:engineering@mgengineers.com">engineering@mgengineers.com</a>			
Web: <a href="http://www.mgengineers.com">www.mgengineers.com</a>			
Design Firm #164-003108			
REMOVAL PLANS	213+00-219+00	SHEET #	
	219+00-225+00	30 OF 66	
ITDP	21-00070-00-SW	JOB #	
	VANDALIA, ILLINOIS	20210 BG6	



**LEGEND**

-  SIDEWALK REMOVAL
-  DRIVEWAY PAVEMENT REMOVAL
-  COMB CURB GUTTER REM
-  TREE REMOVAL

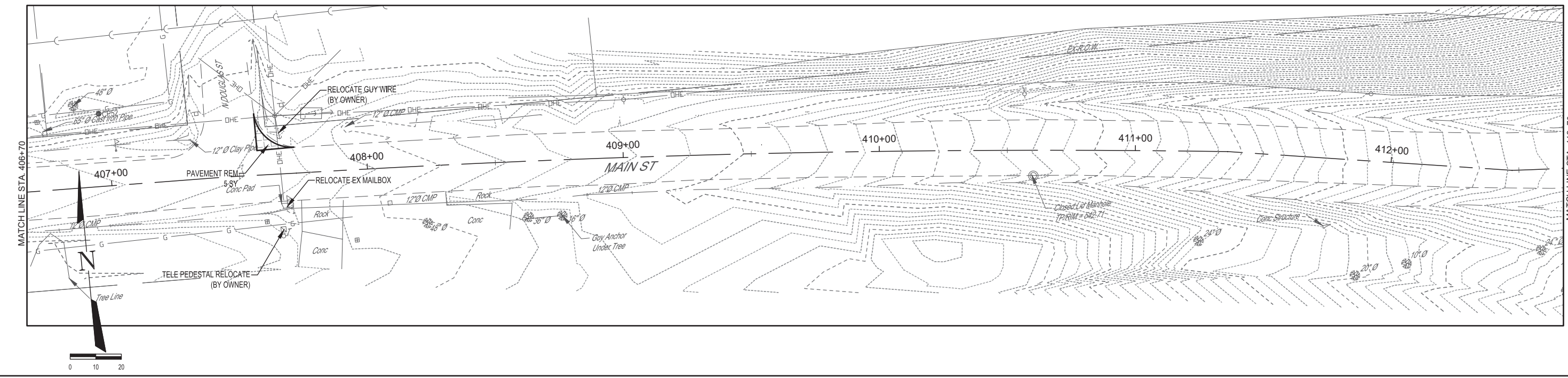
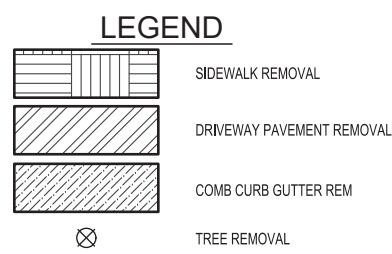
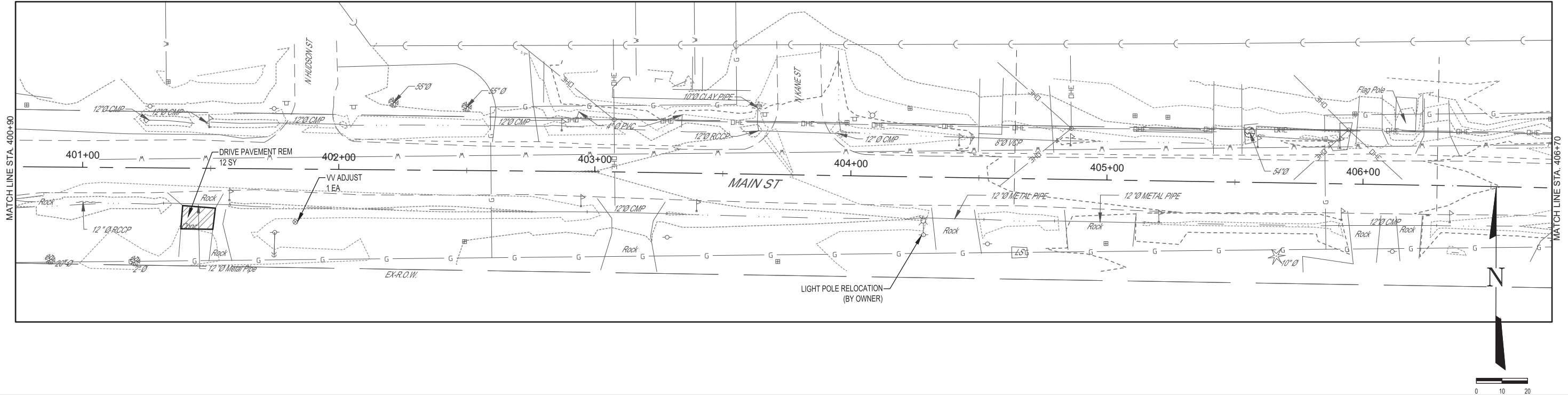
REMOVAL PLANS 225+00 - 229+16		FIELD BOOK		8/26/14/821	
SHEET # 31 OF 66		DRAWN BY		JCS	
JOB # 20210 BG6		CHECKED BY		MJH	
ITIP 21-00070-00-SW VANDALIA, ILLINOIS		FILE LOCATION		S:\2020\2021\8666\DWG\REMOVAL.DWG	
SHEETS		SECTION		21-00070-00-SW	
DATE		COUNTY		FAYETTE	
BY		ILLINOIS		CONTRACT	
REVISION		ISSUED			
MILANO & GRUNLOH ENGINEERS, LLC		114 W. WASHINGTON AVE.   PO BOX 887		EFFINGHAM, IL 62401	
Phone: (217) 347-7262   (800) 677-2714		Email: mgen@mgengineers.com		Web: www.mgenengineers.com	
Design Firm #184-003108		PLOT DATE		Tuesday, March 3, 2026 6:52:24 AM	



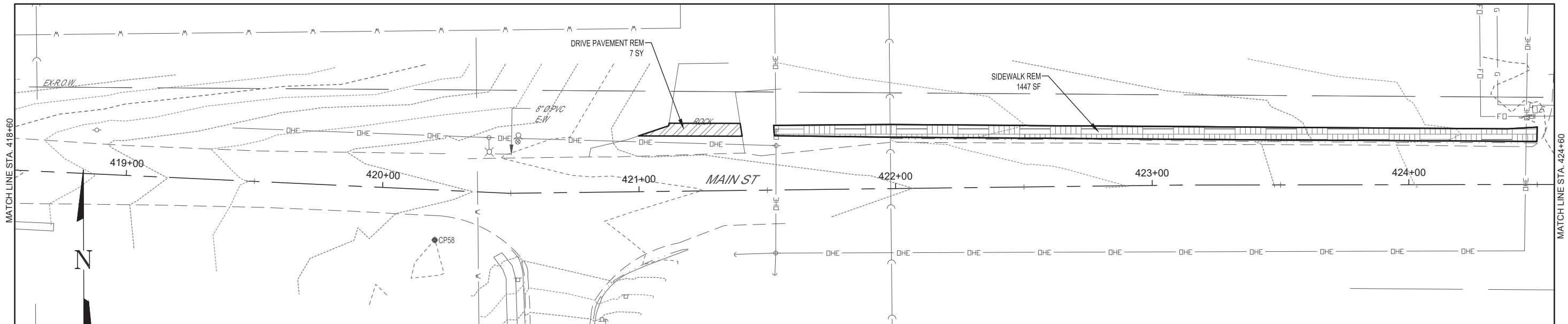
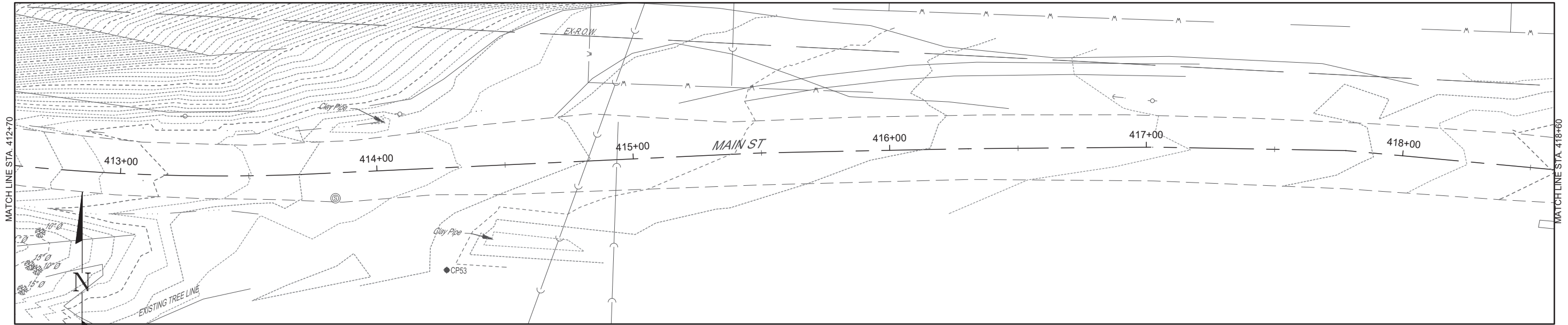
### LEGEND

- SIDEWALK REMOVAL
- DRIVEWAY PAVEMENT REMOVAL
- PAVEMENT REMOVAL
- COMB CURB GUTTER REM
- TREE REMOVAL

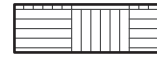
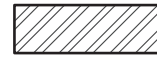
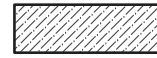

REVISION	ISSUED	BY	DATE
SECTION	21-00070-005W	COUNTY	FAYETTE
FED. ROAD DIST. NO. 7		ILLINOIS	
CONTRACT			
FIELD BOOK	805614821	DRAWN BY	JCS
		CHECKED BY	MJH
		FILE LOCATION	S:\2020\2021\8656\DWG\REMOVAL.DWG
		PLOT DATE	Tuesday, March 3, 2026 6:53:32 AM
<b>MILANO &amp; GRUNLOH ENGINEERS, LLC</b> 114 W. WASHINGTON AVE.   PO BOX 887 EFFINGHAM, IL 62401 Phone: (217) 347-7322   (800) 677-2714 Email: <a href="mailto:info@mgengineers.com">info@mgengineers.com</a> Web: <a href="http://www.mgengineers.com">www.mgengineers.com</a> Design Firm #194-003108			
REMOVAL PLANS 300+00 - 305+90	REMOVAL PLANS 305+90 - 308+84	SHEET #	
ITEP		32 OF 66	
21-00070-005W		JOB #	
VANDALIA, ILLINOIS		20210 BG6	




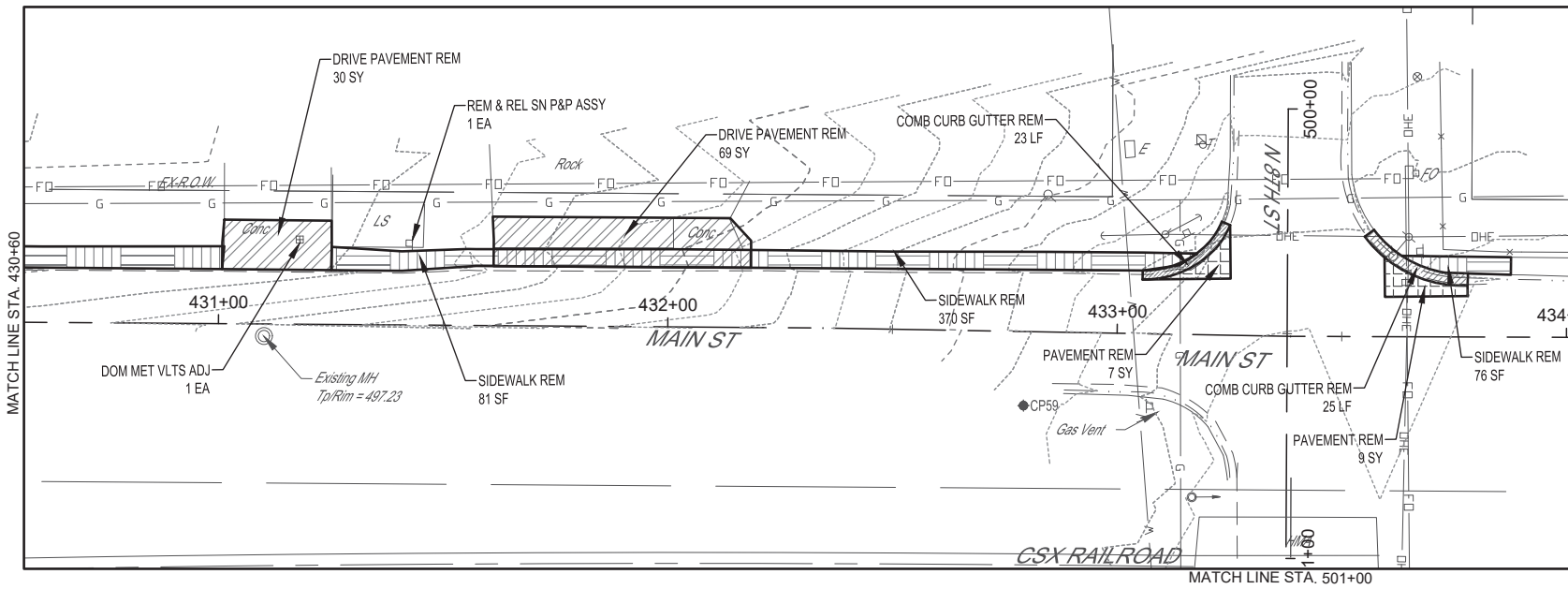
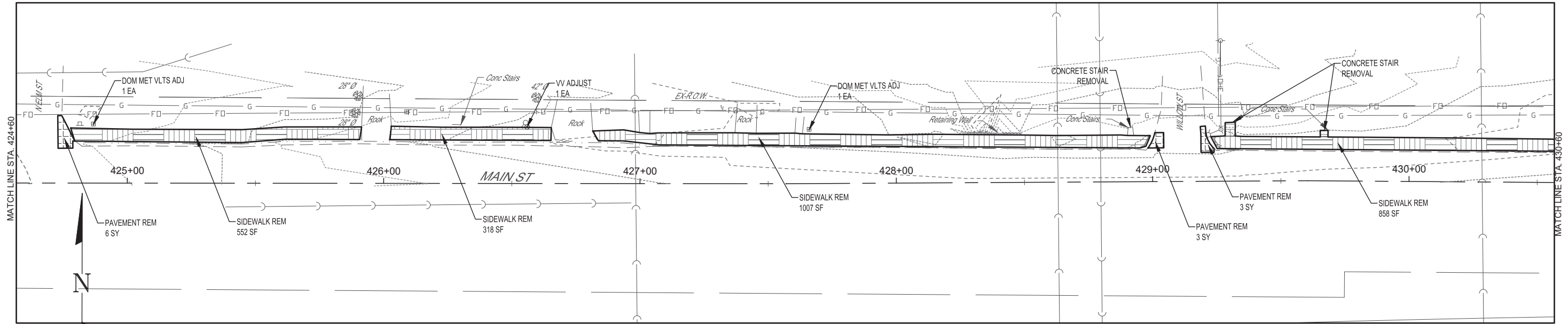
REMOVAL PLANS 400+00 - 406+70	FIELD BOOK	805614821	SECTION	21-00070-00-SW	COUNTY	FAYETTE
REMOVAL PLANS 406+70 - 412+70	DRAWN BY	JCS	FILE ROAD DIST NO.	7	ILLINOIS	
SHEET #	CHECKED BY	MJH	FILE LOCATION	S:\2020\2021\865614821\REMOVAL.DWG		
33 OF 66	DATE	Tuesday, March 3, 2026 6:55:40 AM	PLOT DATE			
JOB #	MILANO & GRUNLOH ENGINEERS, LLC					
20210 BG6	114 W. WASHINGTON AVE   PO BOX 887					
	EFFINGHAM, IL 62401					
	Phone: (217) 347-7262   (800) 677-2714					
	Email: <a href="mailto:mgengineers@mgengineers.com">mgengineers@mgengineers.com</a>					
	Web: <a href="http://www.mgengineers.com">www.mgengineers.com</a>					
	Design Firm #194-003108					
	ITIP					
	21-00070-00-SW					
	VANDALIA, ILLINOIS					



**LEGEND**

-  SIDEWALK REMOVAL
-  DRIVEWAY PAVEMENT REMOVAL
-  COMB CURB GUTTER REM
-  TREE REMOVAL

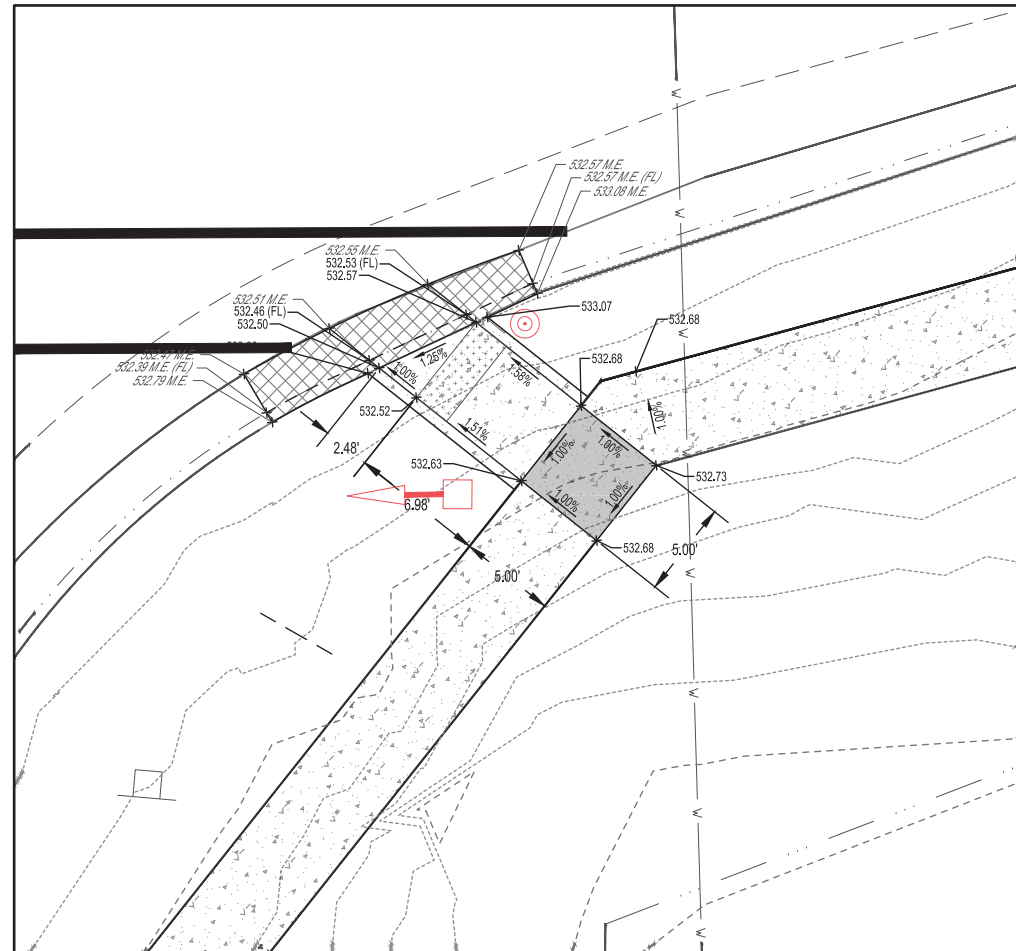
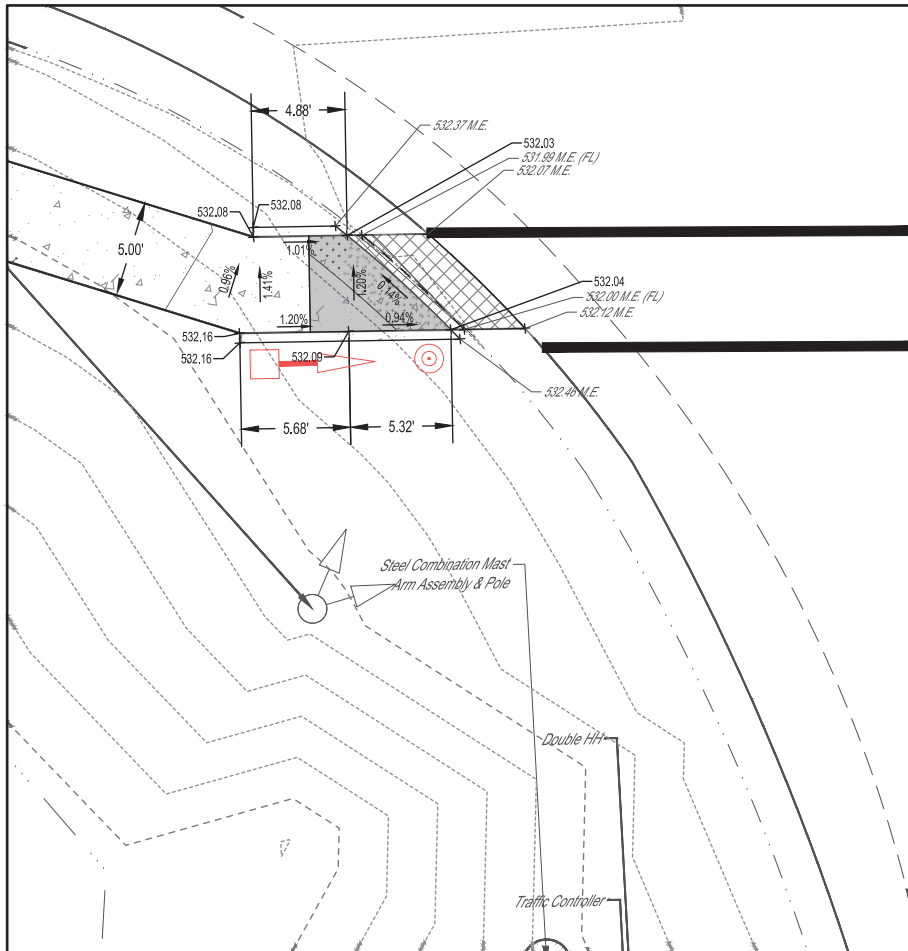
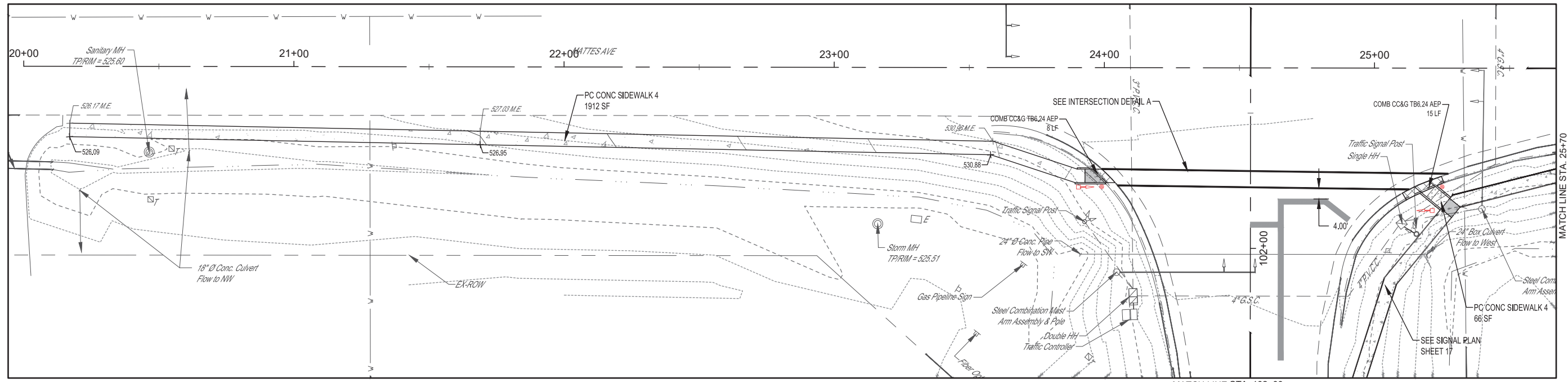
REVISION	ISSUED		
BY	DATE		
COUNTY		FAYETTE	
SECTION		21-00070-00-SW	
FED. ROAD DIST. NO. 7			
DRAWN BY		JCS	
CHECKED BY		MJH	
FILE LOCATION		S:\2020\2021\202103\202103\202103\202103\REMOVAL.DWG	
PLOT DATE		Tuesday, March 3, 2026 6:55:48 AM	
FIELD BOOK	805614821		
<b>MILANO &amp; GRUNLOH ENGINEERS, LLC</b> 114 W. WASHINGTON AVE.   PO BOX 887 EFFINGHAM, IL 62401 Phone: (217) 347-7262   (800) 677-2714 Email: <a href="mailto:mgen@engr.com">mgen@engr.com</a>   <a href="http://www.mgen.com">www.mgen.com</a> Web: <a href="http://www.mgen.com">www.mgen.com</a> Design Firm #194-003108			
REMOVAL PLANS 412+70 - 418+60		REMOVAL PLANS 418+60 - 424+60	
SHEET #		34 OF 66	
JOB #		20210 BG6	
REMOVAL PLANS 412+70 - 418+60		REMOVAL PLANS 418+60 - 424+60	
ITIP		21-00070-00-SW	
VANDALIA, ILLINOIS			



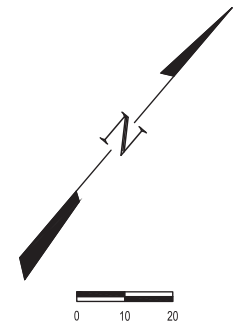
**LEGEND**

- SIDEWALK REMOVAL
- DRIVEWAY PAVEMENT REMOVAL
- PAVEMENT REMOVAL
- COMB CURB GUTTER REM
- TREE REMOVAL

	BY	DATE	REVISION	ISSUED
	COUNTY	FAYETTE		
	SECTION	21-00070-00-SW		
	FED. ROAD DIST. NO.	7		
	ILLINOIS	CONTRACT		
	FIELD BOOK	805614821		
	DRAWN BY	JCS		
	CHECKED BY	MJH		
	FILE LOCATION	S:\2020\2021\805614821\REMOVAL.DWG		
	PLOT DATE	Tuesday, March 3, 2026 6:55:55 AM		
<b>MILANO &amp; GRUNLOH ENGINEERS, LLC</b> 114 W. WASHINGTON AVE.   PO BOX 887 EFFINGHAM, IL 62401 Phone: (217) 347-7362   (800) 677-2714 Email: <a href="mailto:mgeengineers@mgeengineers.com">mgeengineers@mgeengineers.com</a> Web: <a href="http://www.mgeengineers.com">www.mgeengineers.com</a> Design Firm #194-003108				
REMOVAL PLANS 424+60 - 430+60				
REMOVAL PLANS 430+60 - 434+00				
SHEET #				
35 OF 66				
JOB #				
20210 BG6				



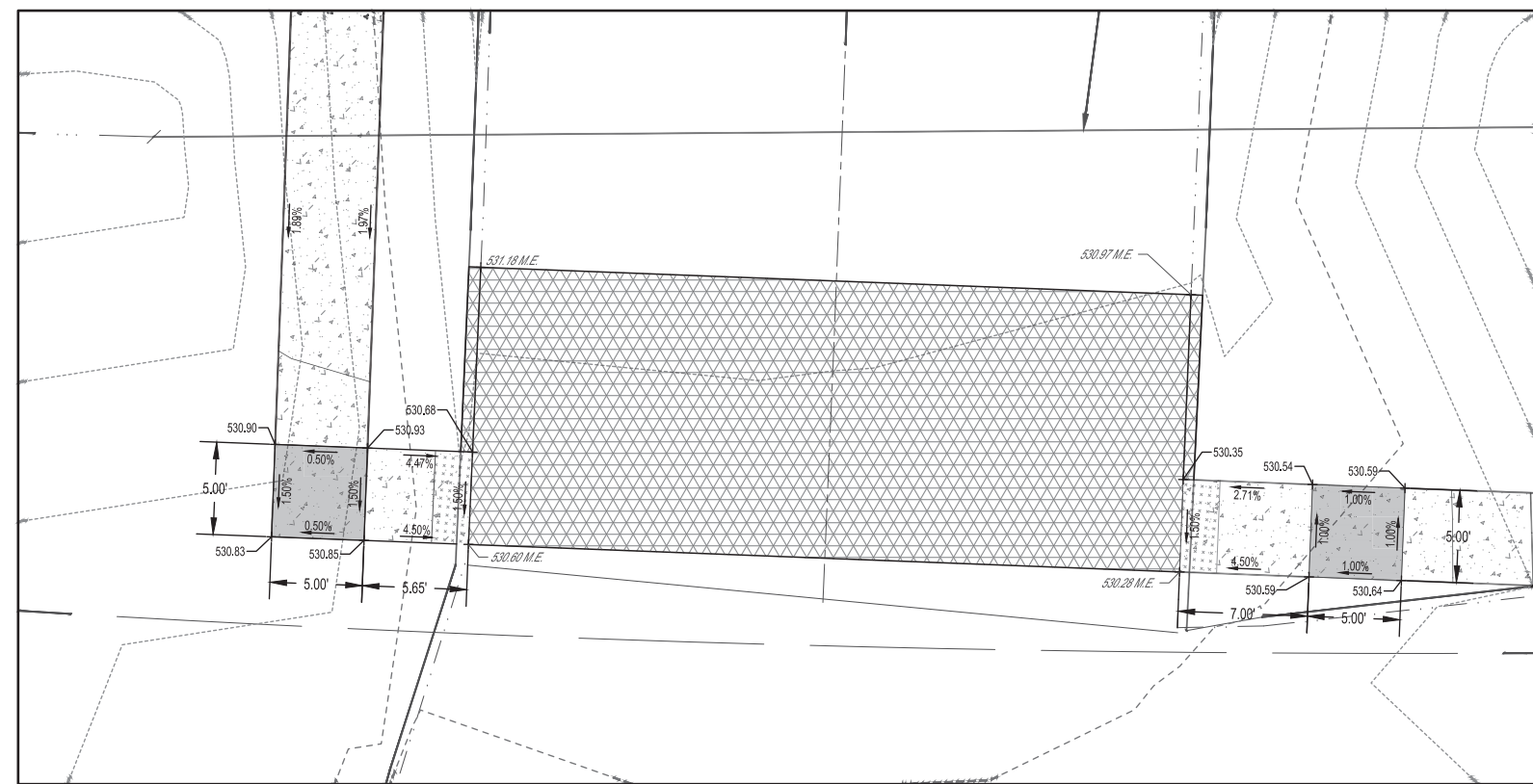
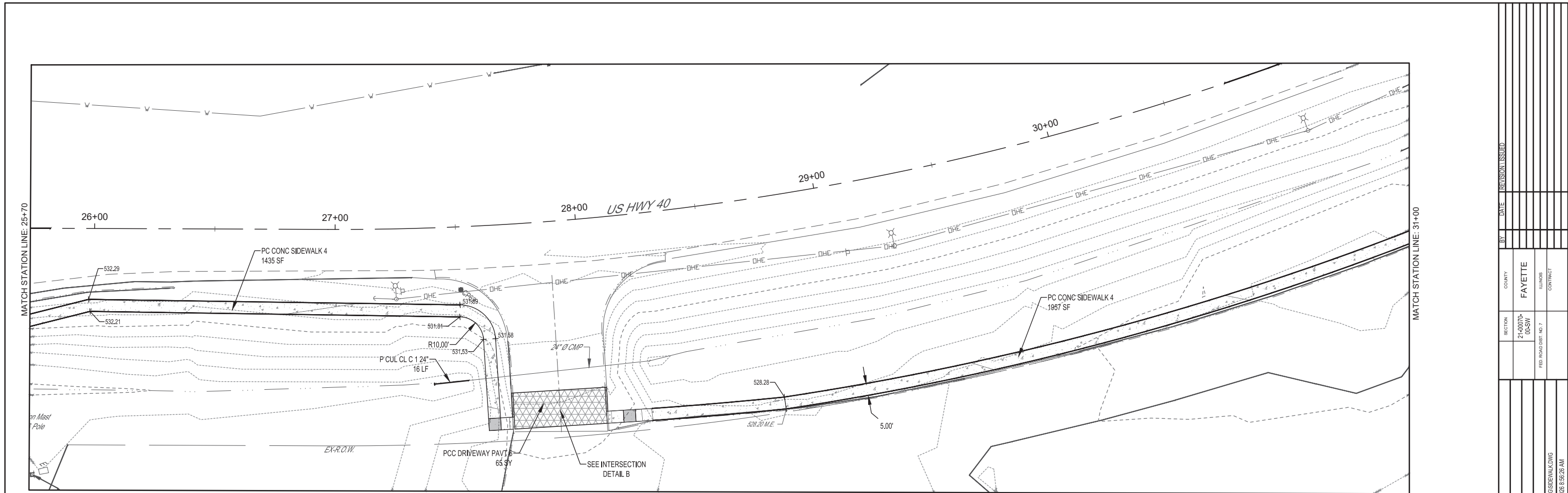
INTERSECTION DETAIL A  
SCALE 5:1



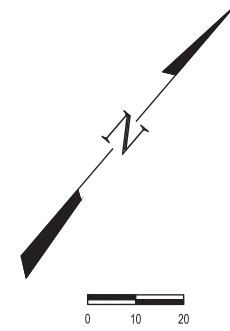
**LEGEND**

	PC CONC SIDEWALK 4
	PC CONC SIDEWALK 6
	PC CONC SIDEWALK 8
	PCC DRIVEWAY PAVT 6
	PCC BASE CSE W 8
	COMB CC&G TB6.24 AEP
	TURNING/LANDING SPACE
	DETECTABLE WARNING

BY	DATE	REVISION ISSUED
COUNTY	FAYETTE	ILLINOIS CONTRACT
SECTION	21-00070-00-SW	FED. ROAD DIST. NO. 7
FIELD BOOK	805614821	
DRAWN BY	JCS	
CHECKED BY	MJH	
FILE LOCATION	S:\2020\2021\20210303\21-00070-SW\21-00070-SW.DWG	
PLOT DATE	Tuesday, March 3, 2026 6:56:15 AM	
<b>MILANO &amp; GRUNLOH ENGINEERS, LLC</b> 114 W. WASHINGTON AVE.   PO BOX 887 EFFINGHAM, IL 62401 Phone: (217) 347-7322   (800) 677-2714 Email: <a href="mailto:mgeengineers@mgeengineers.com">mgeengineers@mgeengineers.com</a> Web: <a href="http://www.mgeengineers.com">www.mgeengineers.com</a> Design Firm #194-003108		
SIDEWALK PLANS		
STA. 20+00-25+70		
ITEP		
21-00070-00-SW		
VANDALIA, ILLINOIS		
SHEET #	36 OF 66	
JOB #	20210 BG6	



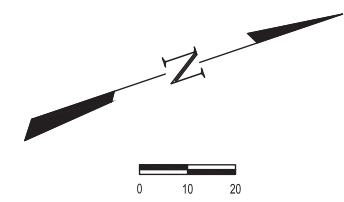
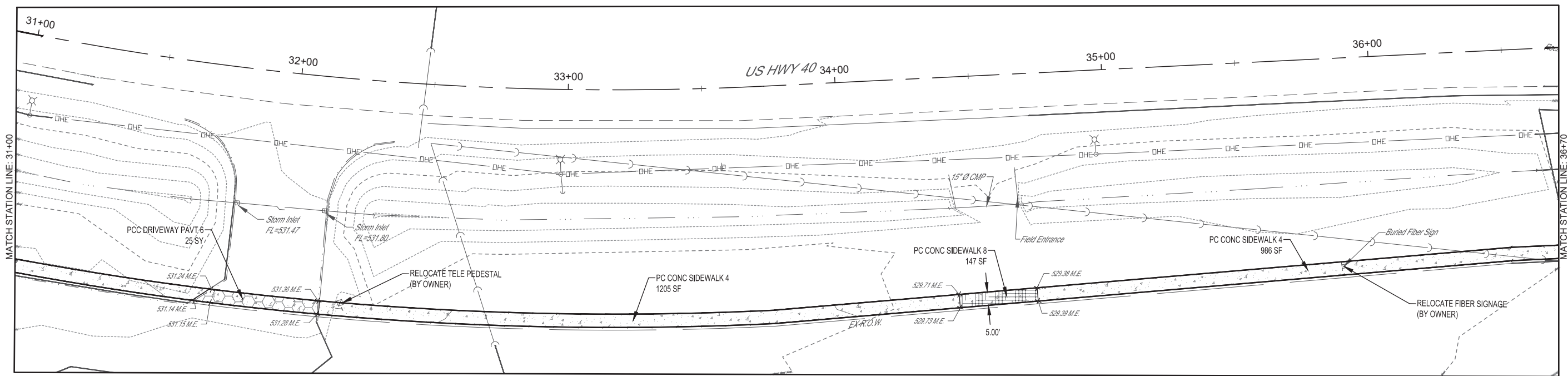
**INTERSECTION DETAIL B**  
SCALE 5:1



**LEGEND**

- PC CONC SIDEWALK 4
- PC CONC SIDEWALK 6
- PC CONC SIDEWALK 8
- PCC DRIVEWAY PAVT 6
- PCC BASE CSE W 8
- COMB CC&G TB6.24 AEP
- TURNING/LANDING SPACE
- DETECTABLE WARNING

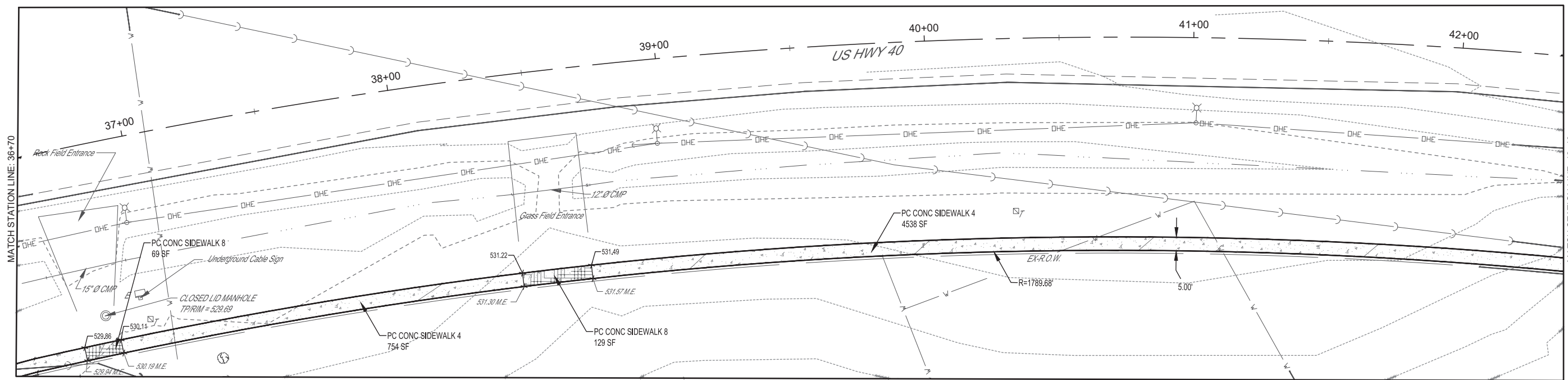
BY	DATE	REVISION	ISSUED
SECTION	21-00070-00-SW	COUNTY	FAYETTE
		FED. ROAD DIST. NO. 7	ILLINOIS
FIELD BOOK		805614821	
DRAWN BY	JCS	MILANO & GRUNLOH ENGINEERS, LLC 114 W. WASHINGTON AVE.   PO BOX 887 EFFINGHAM, IL 62401	
CHECKED BY	MJH	Phone: (217) 347-7322   (800) 677-2714	SHEET # 37 OF 66
FILE LOCATION	S:\2020\2021\8656\DRIVEWAY\CLWG	Email: <a href="mailto:mgengineers@mgengineers.com">mgengineers@mgengineers.com</a> Web: <a href="http://www.mgengineers.com">www.mgengineers.com</a>	
PLOT DATE	Tuesday, March 3, 2026 6:56:26 AM		JOB # 20210 BG6
SIDEWALK PLANS		STA. 25+70-31+00	
ITEP		21-00070-00-SW VANDALIA, ILLINOIS	











**LEGEND**

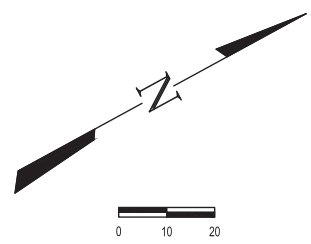
	PC CONC SIDEWALK 4
	PC CONC SIDEWALK 6
	PC CONC SIDEWALK 8
	PCC DRIVEWAY PAVT 6
	PCC BASE CSE W 8
	COMB CC&G TB6.24 AEP
	TURNING/LANDING SPACE
	DETECTABLE WARNING

MILANO & GRUNLOH ENGINEERS, LLC 114 W. WASHINGTON AVE.   PO BOX 887 EFFINGHAM, IL 62401 Phone: (217) 347-7262   (800) 677-2714 Email: mgeengineers@mgeengineers.com Web: www.mgeengineers.com Design Firm #184-003108		FIELD BOOK 808614821	SECTION 21-00070-00-SW	COUNTY FAYETTE	REVISION ISSUED
DRAWN BY JCS		FILE LOCATION S:20260218666DWSIDEWALK.DWG	FED. ROAD DIST. NO. 7	ILLINOIS	
CHECKED BY MJH		PLOT DATE Tuesday, March 3, 2026 6:56:31 AM		CONTRACT	
SIDEWALK PLANS STA. 31+00 TO STA. 36+70					
SHEET # 38 OF 66		JOB # 20210 BG6			



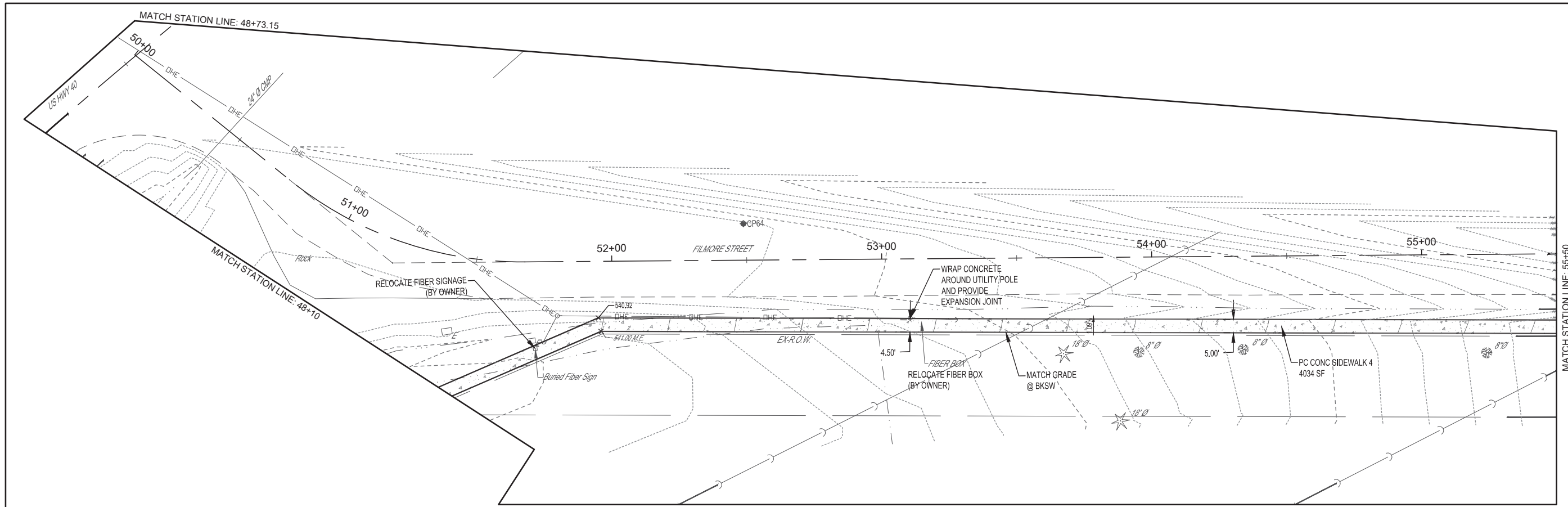
**LEGEND**

-  PC CONC SIDEWALK 4
-  PC CONC SIDEWALK 6
-  PC CONC SIDEWALK 8
-  PCC DRIVEWAY PAVT 6
-  PCC BASE CSE W 8
-  COMB CC&G TB6.24 AEP
-  TURNING/LANDING SPACE
-  DETECTABLE WARNING


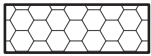
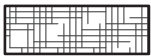
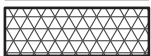



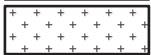


BY	DATE	REVISION	ISSUED
SECTION	COUNTY	ILLINOIS	CONTRACT
21-00070-00-SW	FAYETTE		
FED. ROAD DIST. NO. 7			
FIELD BOOK	8/26/14/821		
DRAWN BY	JCS		
CHECKED BY	MJH		
FILE LOCATION	S:\2020\2021\8656\DWG\SIDEWALK.DWG		
PLOT DATE	Tuesday, March 3, 2026 6:56:37 AM		
<b>MILANO &amp; GRUNLOH ENGINEERS, LLC</b> 114 W. WASHINGTON AVE.   PO BOX 887 EFFINGHAM, IL 62401 Phone: (217) 347-7322   (800) 677-2714 Email: mgen@milanoengineers.com Web: www.milanoengineers.com Design Firm #184-003108			
SIDEWALK PLANS	STA: 36+70 - 42+40	SHEET #	39 OF 66
	ITEP	JOB #	20210 BG6
	21-00070-00-SW		
	VANDALIA, ILLINOIS		





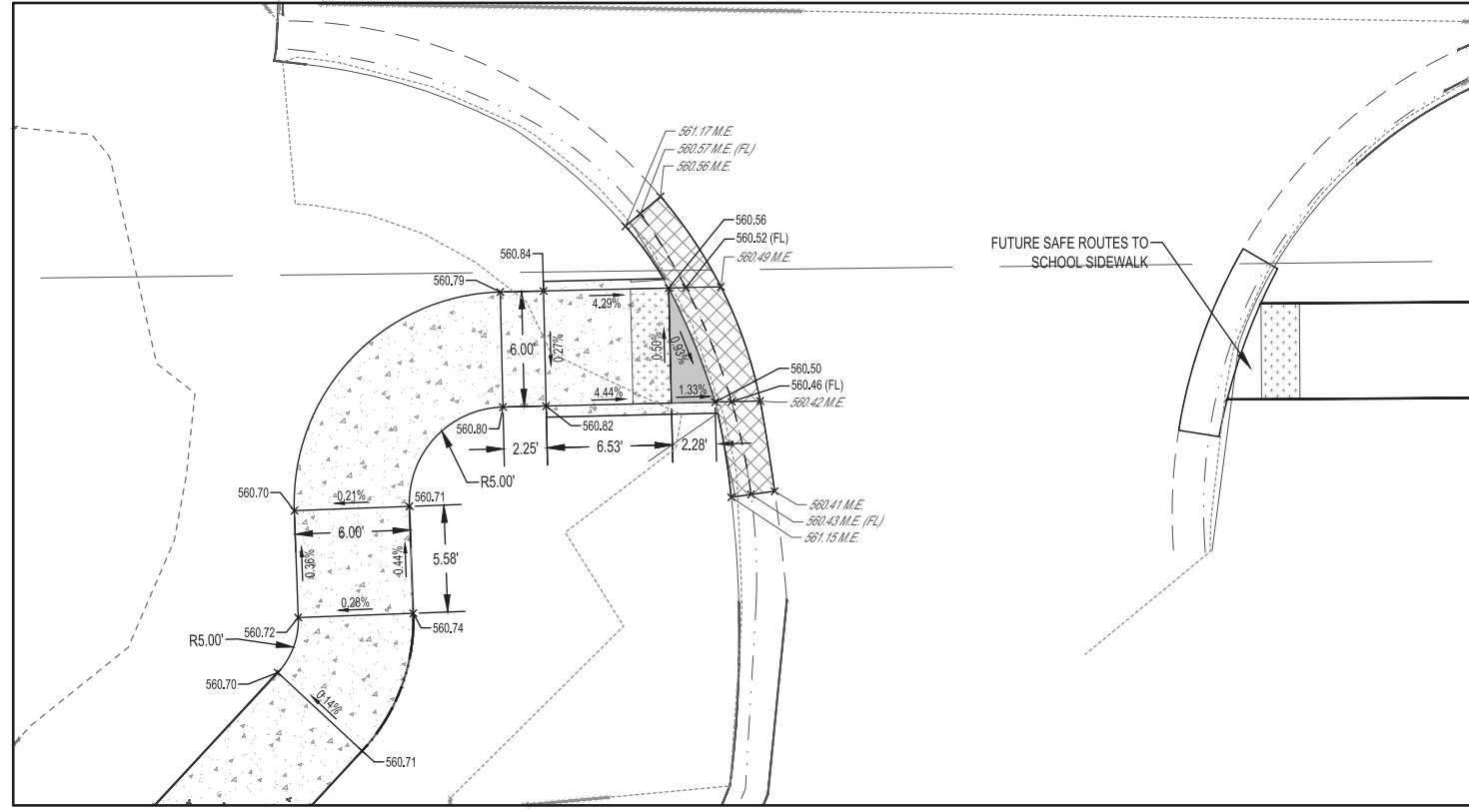
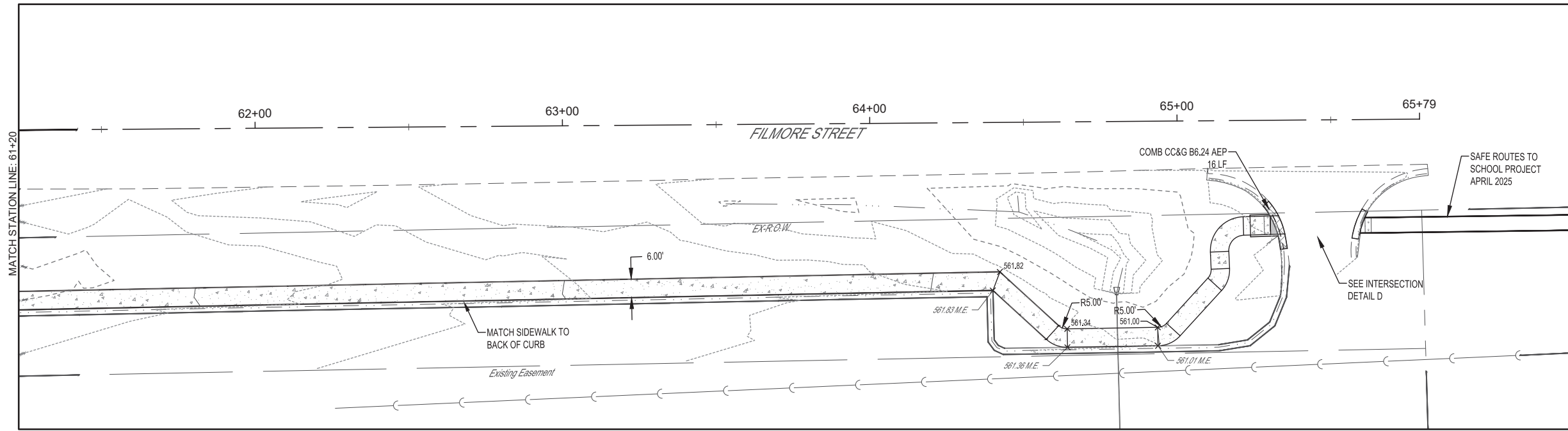
**LEGEND**

-  PC CONC SIDEWALK 4
-  PC CONC SIDEWALK 6
-  PC CONC SIDEWALK 8
-  PCC DRIVEWAY PAVT 6
-  PCC BASE CSE W 8
-  COMB CC&G TB6.24 AEP
-  TURNING/LANDING SPACE
-  DETECTABLE WARNING








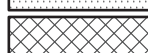


FIELD BOOK		805614821	
DRAWN BY	JCS	SECTION	21-00070-00-SW
CHECKED BY	MJH	FED. ROAD DIST. NO. 7	
FILE LOCATION	S:\2020\2021\8656\DWG\SIDEWALK.DWG		
PLOT DATE	Tuesday, March 3, 2026 6:56:47 AM		
MILANO & GRUNLOH ENGINEERS, LLC		COUNTY	FAYETTE
114 W. WASHINGTON AVE.   PO BOX 887		ILLINOIS	
EFFINGHAM, IL 62401		CONTRACT	
Phone: (217) 347-7262   (800) 677-2714			
Email: mgen@mgengineers.com			
Web: www.mgenengineers.com			
Design Firm #194-003108			
SIDEWALK PLANS			
STA: 48+10 - 56+50			
ITEP			
21-00070-00-SW			
VANDALIA, ILLINOIS			
SHEET #			
41 OF 66			
JOB #			
20210 BG6			





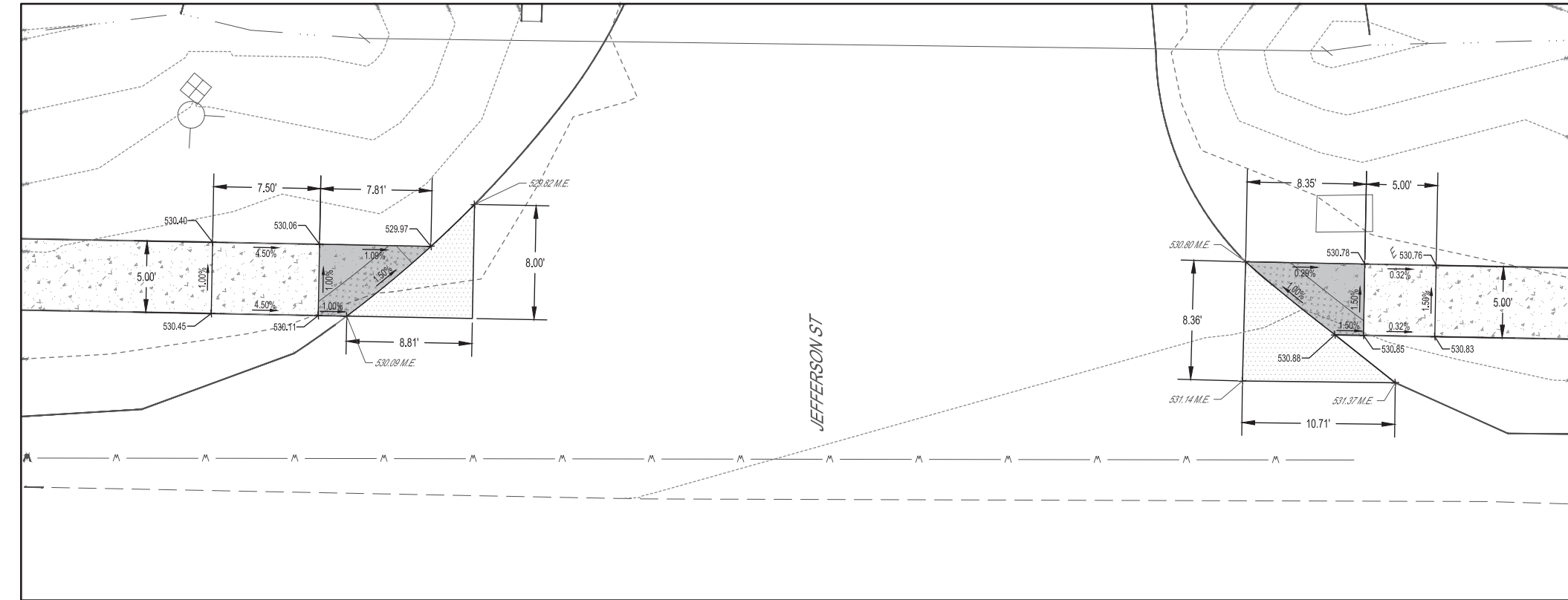
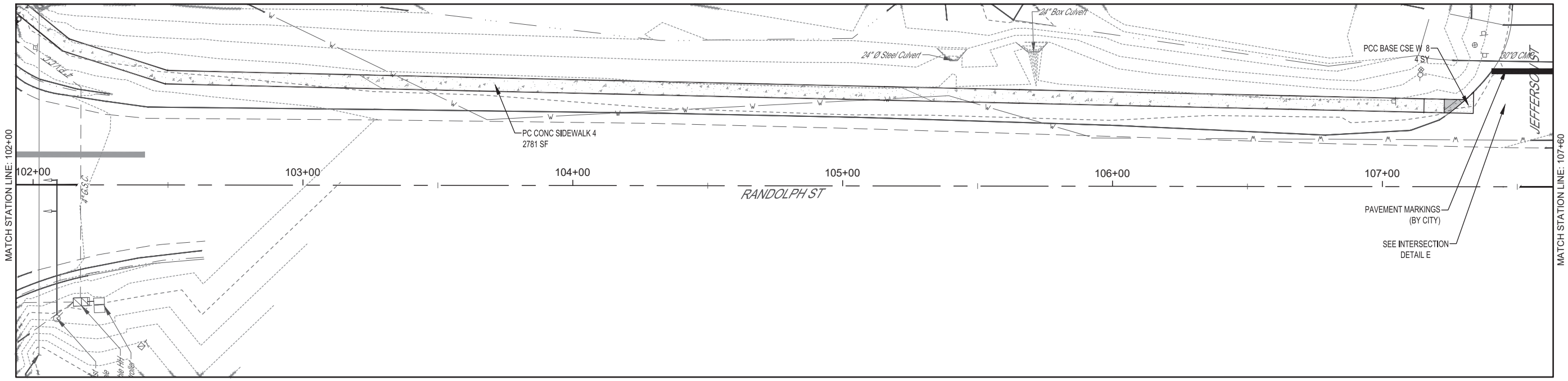
INTERSECTION DETAIL D  
SCALE 5:1

LEGEND

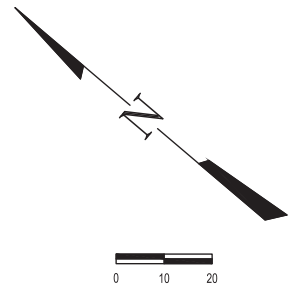
-  PC CONC SIDEWALK 4
-  PC CONC SIDEWALK 6
-  PC CONC SIDEWALK 8
-  PCC DRIVEWAY PAVT 6
-  PCC BASE CSE W 8
-  COMB CC&G TB6.24 AEP
-  TURNING/LANDING SPACE
-  DETECTABLE WARNING

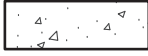
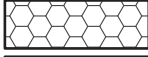

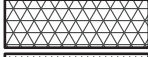


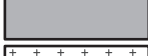



BY		DATE		REVISION/ISSUED	
COUNTY		SECTION		FIELD BOOK	
FAYETTE		21-00070-00-SW		805614821	
ILLINOIS		FED. ROAD DIST. NO. 7		DRAWN BY: JCS	
CONTRACT				CHECKED BY: MJH	
				FILE LOCATION: S:\2020\2021\805614821\21-00070-00-SW\CADWG	
				PLOT DATE: Tuesday, March 3, 2026 6:57:07 AM	
<b>MILANO &amp; GRUNLOH ENGINEERS, LLC</b> 114 W. WASHINGTON AVE.   PO BOX 887 EFFINGHAM, IL 62401 Phone: (217) 347-7262   (800) 677-2714 Email: <a href="mailto:mge@milanoandgrunloh.com">mge@milanoandgrunloh.com</a> Web: <a href="http://www.milanoandgrunloh.com">www.milanoandgrunloh.com</a> Design Firm #194-003108					
SIDEWALK PLANS STA: 61+20 - 65+80 I/EP 21-00070-00-SW VANDALIA, ILLINOIS					
SHEET # 43 OF 66 JOB # 20210 BG6					


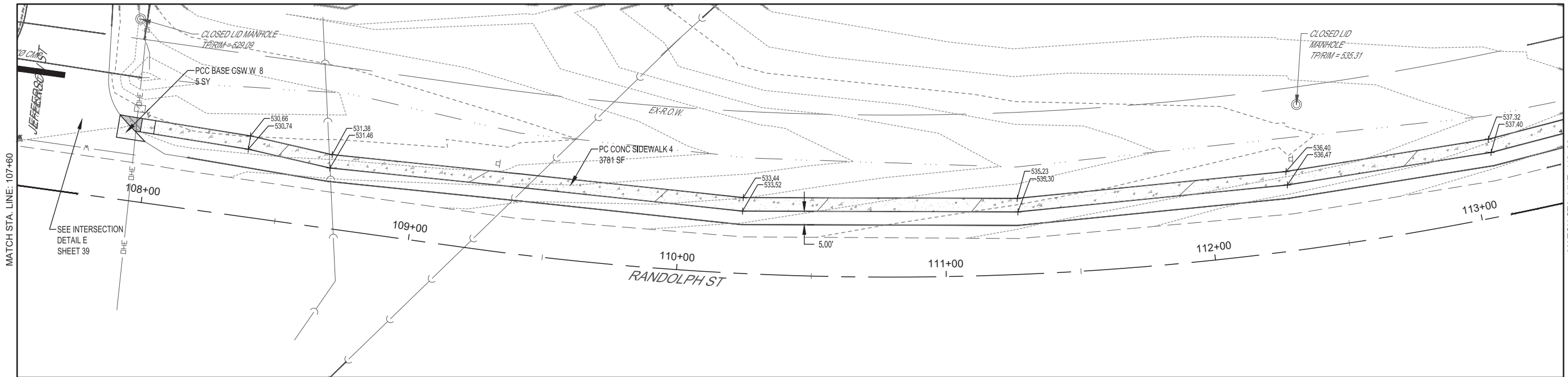


**INTERSECTION DETAIL E**  
**SCALE 5:1**

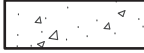






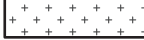


- LEGEND**
-  PC CONC SIDEWALK 4
  -  PC CONC SIDEWALK 6
  -  PC CONC SIDEWALK 8
  -  PCC DRIVEWAY PAVT 6
  -  PCC BASE CSE W 8
  -  COMB CC&G TB6.24 AEP
  -  TURNING/LANDING SPACE
  -  DETECTABLE WARNING

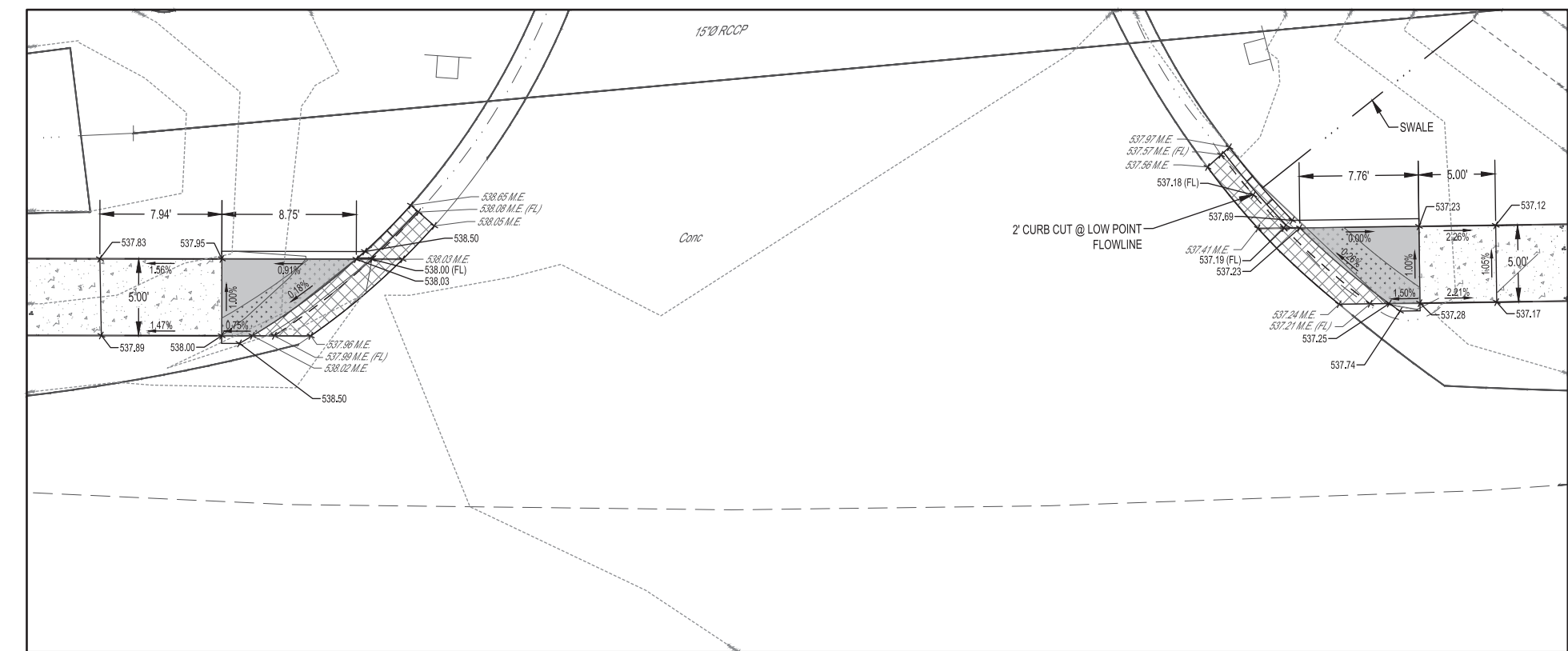
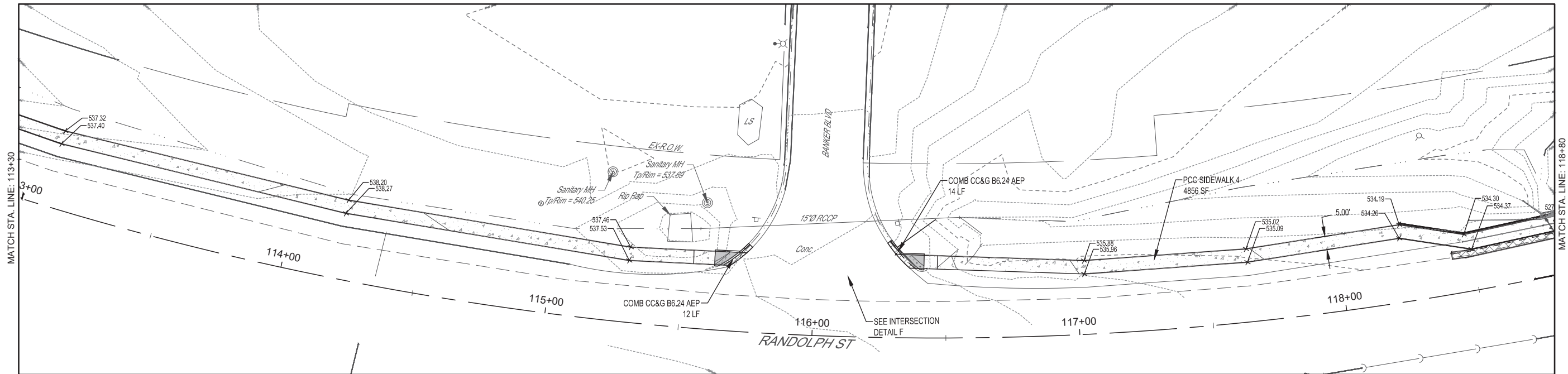
FIELD BOOK	808614821	BY DATE		REVISION ISSUED	
DRAWN BY	JCS	COUNTY	FAYETTE	SECTION	21-00070-00-SW
CHECKED BY	IMH	ILLINOIS		FED. ROAD DIST. NO. 7	
FILE LOCATION	S:\2020\2021\BEGEN\SIDWALK\CSW	CONTRACT			
PLOT DATE	Tuesday, March 3, 2026 6:57:18 AM				
<b>MILANO &amp; GRUNLOH ENGINEERS, LLC</b> 114 W. WASHINGTON AVE.   PO BOX 887 EFFINGHAM, IL 62401 Phone: (217) 347-7262   (800) 677-2714 Email: mgen@milanogrunloh.com Web: www.milanogrunloh.com Design Firm #194-003108					
SIDEWALK PLANS	STA: 102+00 - 107+60	SHEET # 44 OF 66			
		ITEP	JOB # 20210 BG6		
		VANDALIA, ILLINOIS			



**LEGEND**

-  PC CONC SIDEWALK 4
-  PC CONC SIDEWALK 6
-  PC CONC SIDEWALK 8
-  PCC DRIVEWAY PAVT 6
-  PCC BASE CSE W 8
-  COMB CC&G TB6.24 AEP
-  TURNING/LANDING SPACE
-  DETECTABLE WARNING

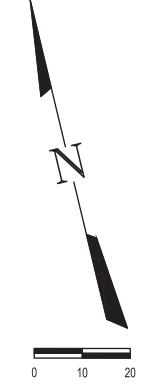
SIDEWALK PLANS STA: 107+60 - 113+30	ITP 21-00070-00-SW VANDALIA, ILLINOIS	SHEET # 45 OF 66	JOB # 20210 BG6	FIELD BOOK	8/8/14/821	SECTION	21-00070- 00-SW	COUNTY	FAYETTE	BY	DATE	REVISION	ISSUED
				DRAWN BY	JCS	FED. ROAD DIST. NO. 7	ILLINOIS	CONTRACT					
				CHECKED BY	MJH	FILE LOCATION		S:\2020\2021\8666\DWG\SIDEWALK\DWG		PLOT DATE			
				MILANO & GRUNLOH ENGINEERS, LLC 114 W. WASHINGTON AVE.   PO BOX 887 EFFINGHAM, IL 62401 Phone: (217) 347-7262   (800) 677-2714 Email: mgen@mgengineers.com   www.mgenengineers.com Web: www.mgenengineers.com Design Firm #184-003108		TUESDAY, MARCH 3, 2026 6:57:22 AM							



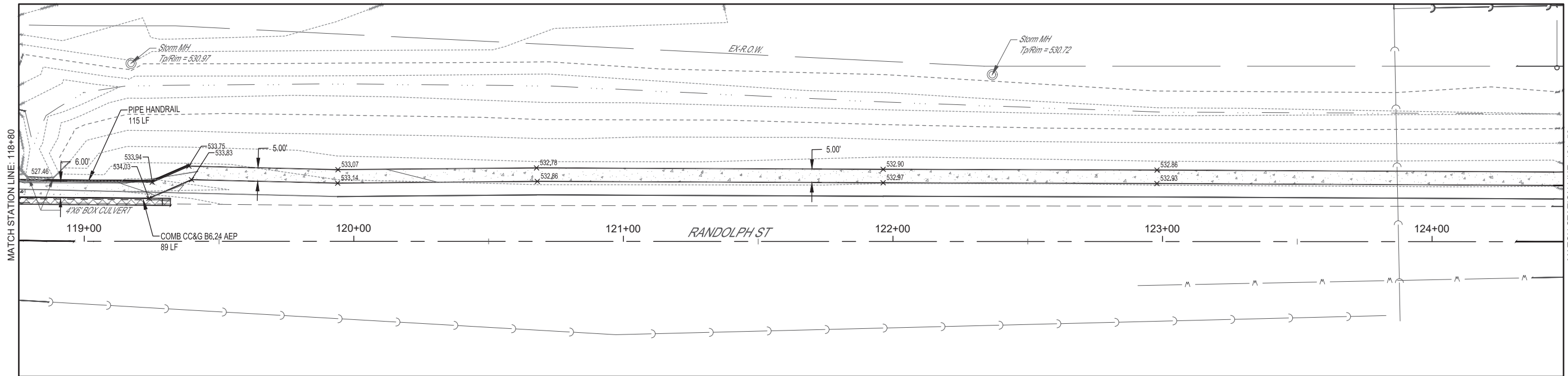
INTERSECTION DETAIL F  
SCALE 5:1

**LEGEND**

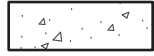
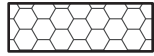
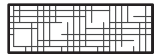




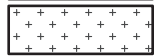
	PC CONC SIDEWALK 4
	PC CONC SIDEWALK 6
	PC CONC SIDEWALK 8
	PCC DRIVEWAY PAVT 6
	PCC BASE CSE W 8
	COMB CC&G TB6.24 AEP
	TURNING/LANDING SPACE
	DETECTABLE WARNING



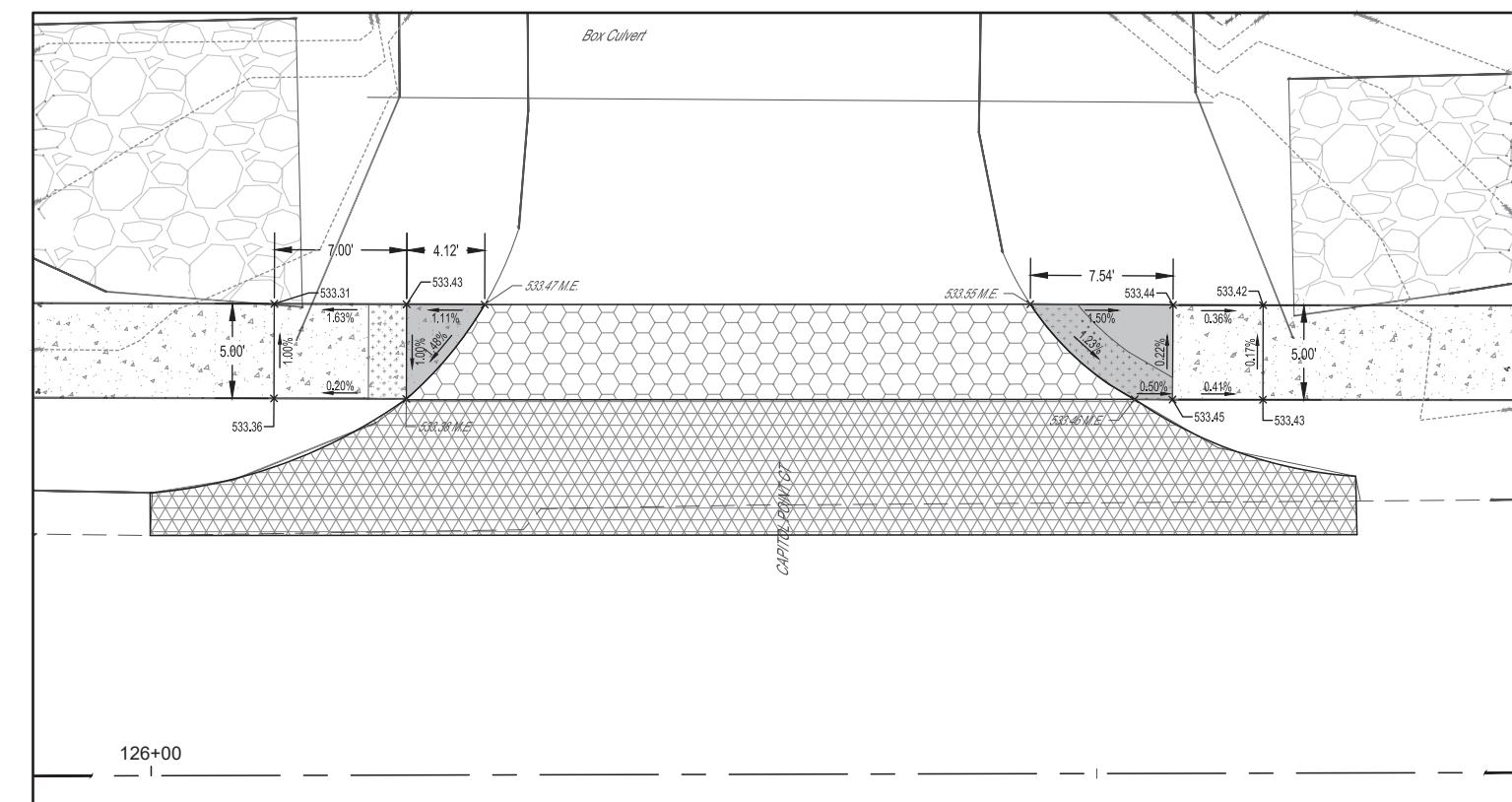
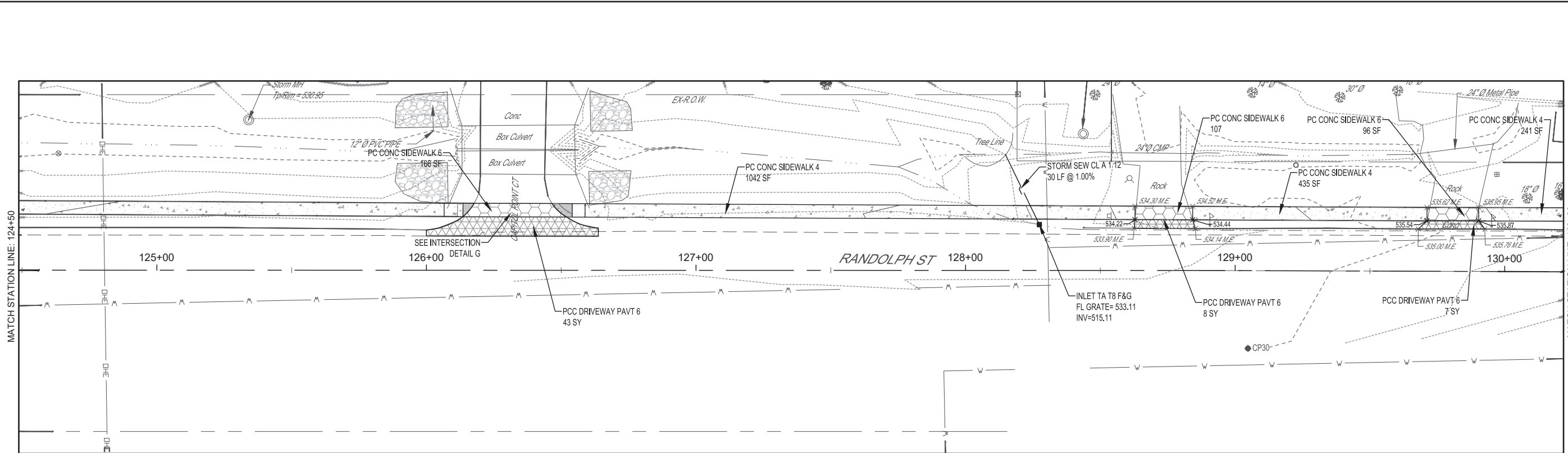
BY	DATE	REVISION	ISSUED
SECTION	21-00070-00-SW	COUNTY	FAYETTE
FED. ROAD DIST. NO. 7		ILLINOIS	CONTRACT
FIELD BOOK	808614821	DRAWN BY	JCS
CHECKED BY	MJH	FILE LOCATION	S:\2020\2021\BEGD\BEGD\BEGD\BEGD\CAD\DWG
PLOT DATE	Tuesday, March 3, 2026 6:57:32 AM		
<b>MILANO &amp; GRUNLOH ENGINEERS, LLC</b> 114 W. WASHINGTON AVE.   PO BOX 887 EFFINGHAM, IL 62401 Phone: (217) 347-7326   (800) 677-2714 Email: <a href="mailto:mgen@engr.com">mgen@engr.com</a>   <a href="http://www.mgen.com">www.mgen.com</a> Design Firm #194-003108			
SIDEWALK PLANS	STA: 113+30 - 118+80	SHEET #	46 OF 66
ITP	21-00070-00-SW	JOB #	20210 BG6
	VANDALIA, ILLINOIS		



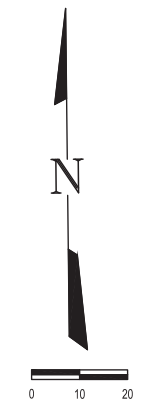
**LEGEND**

-  PC CONC SIDEWALK 4
-  PC CONC SIDEWALK 6
-  PC CONC SIDEWALK 8
-  PCC DRIVEWAY PAVT 6
-  PCC BASE CSE W 8
-  COMB CC&G TB6.24 AEP
-  TURNING/LANDING SPACE
-  DETECTABLE WARNING

BY	DATE	REVISION ISSUED
SECTION	COUNTY	
21-00070-00-SW	FAYETTE	
FED. ROAD DIST. NO. 7	ILLINOIS	CONTRACT
FIELD BOOK	8/6/14/821	
DRAWN BY	JCS	
CHECKED BY	MJH	
FILE LOCATION	S:\2020\2021\8666\DWG\SIDEWALK.DWG	
PLOT DATE	Tuesday, March 3, 2026 6:57:38 AM	
<b>MILANO &amp; GRUNLOH ENGINEERS, LLC</b> 114 W. WASHINGTON AVE.   PO BOX 887 EFFINGHAM, IL 62401 Phone: (217) 347-7262   (800) 677-2714 Email: mgen@engr.com Web: www.mgen.com Design Firm #184-003108		
SIDEWALK PLANS	STA: 118+80 - 124+50	
ITEP	21-00070-00-SW	VANDALIA, ILLINOIS
SHEET #	47 OF 66	
JOB #	20210 BG6	



INTERSECTION DETAIL G  
SCALE 5:1

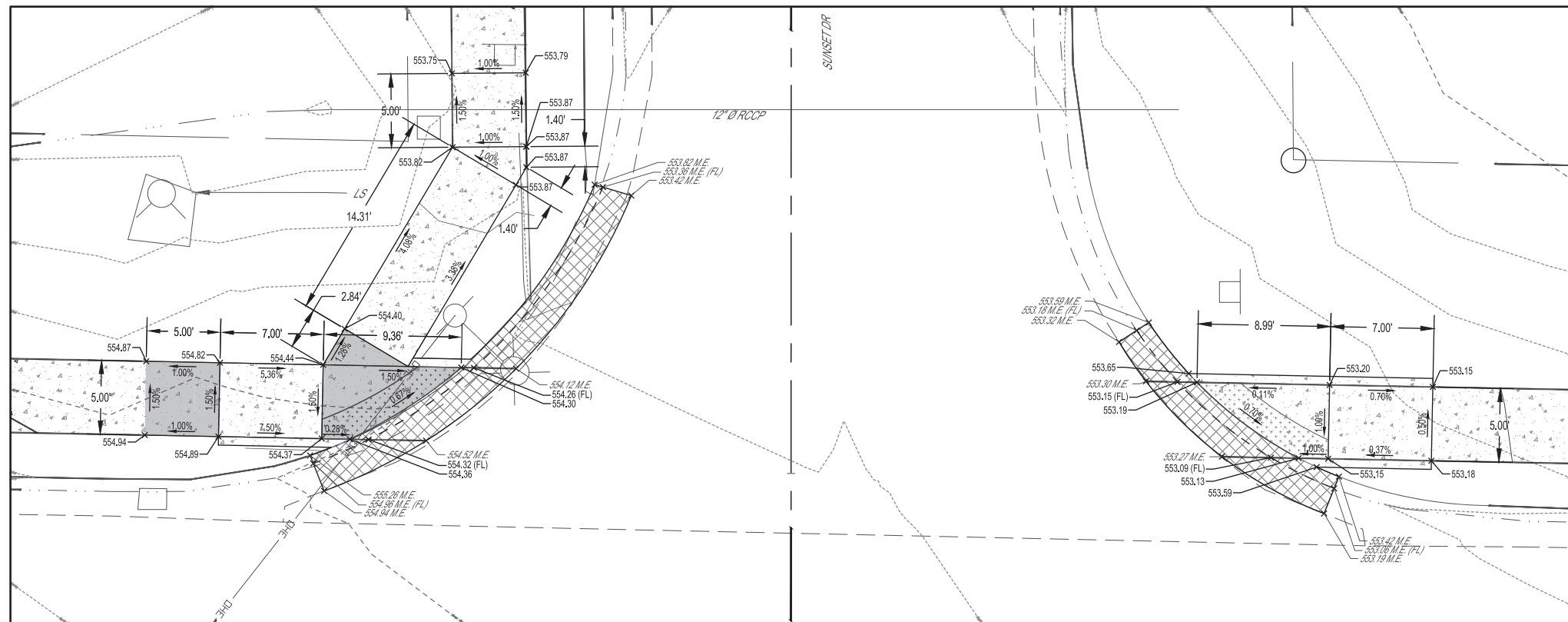
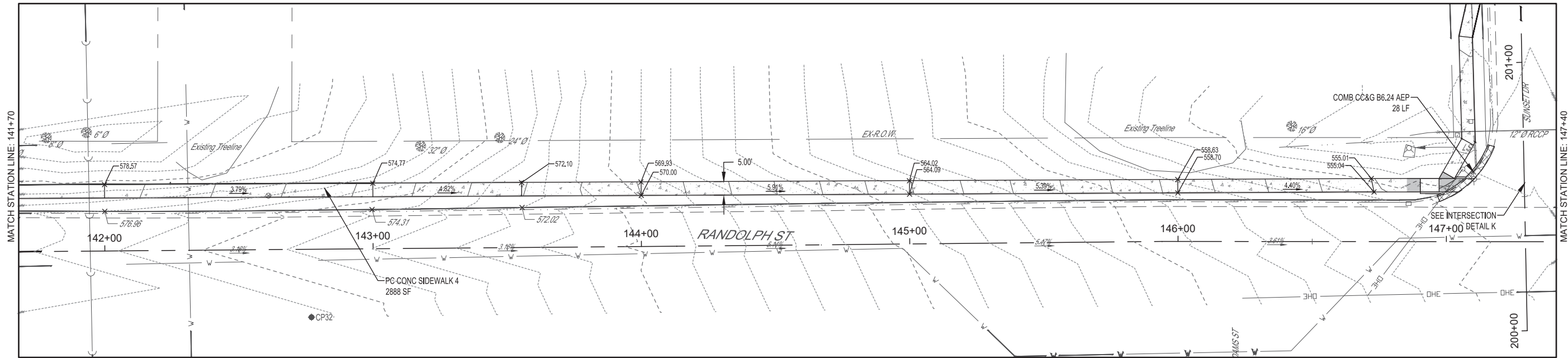


- LEGEND**
- PC CONC SIDEWALK 4
  - PC CONC SIDEWALK 6
  - PC CONC SIDEWALK 8
  - PCC DRIVEWAY PAVT 6
  - PCC BASE CSE W 8
  - COMB CC&G TB6.24 AEP
  - TURNING/LANDING SPACE
  - DETECTABLE WARNING

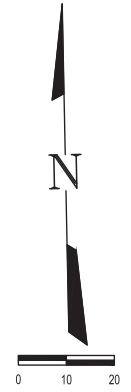
BY	DATE	REVISION	ISSUED
SECTION	COUNTY	ILLINOIS	CONTRACT
21-00070-00-SW	FAYETTE		
FED. ROAD DIST. NO. 7			
FIELD BOOK	8/8/14/821		
DRAWN BY	JCS		
CHECKED BY	IMH		
FILE LOCATION	S:\2020\2021\8656\DESIGN\SIDEWALK.DWG		
PLOT DATE	Tuesday, March 3, 2026 6:57:48 AM		
MILANO & GRUNLOH ENGINEERS, LLC	114 W. WASHINGTON AVE.   PO BOX 887		
	EFFINGHAM, IL 62401		
	Phone: (217) 347-7262   (800) 677-2714		
	Email: <a href="mailto:mgengineers@mgengineers.com">mgengineers@mgengineers.com</a>		
	Web: <a href="http://www.mgengineers.com">www.mgengineers.com</a>		
	Design Firm #184-003108		
SIDEWALK PLANS	STA: 124+50 - 130+20		
ITEP	21-00070-00-SW		
	VANDALIA, ILLINOIS		
SHEET #	48 OF 66		
JOB #	20210 BG6		

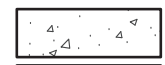
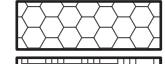












**INTERSECTION DETAIL K**  
SCALE 5:1

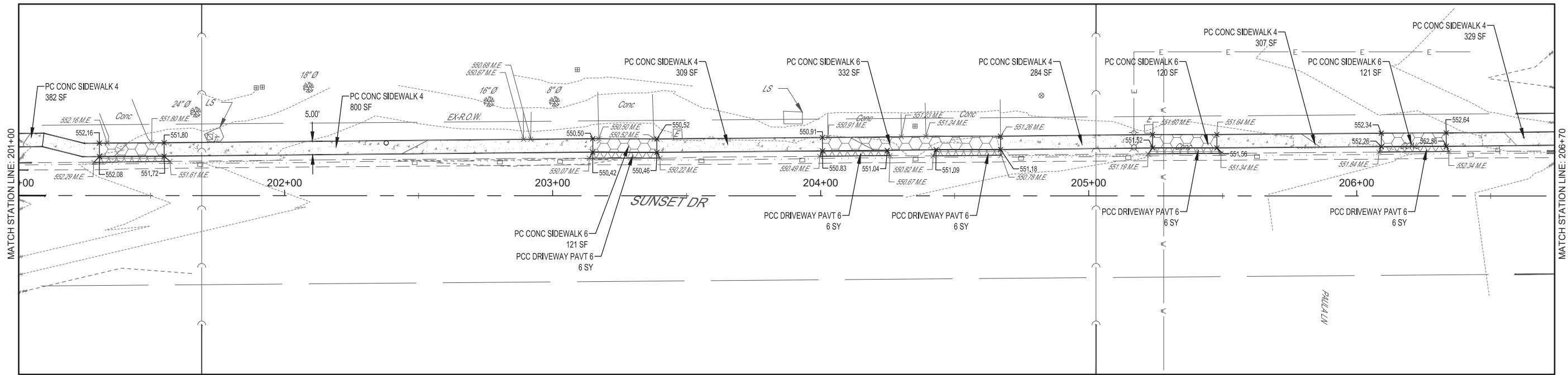


- LEGEND**
-  PC CONC SIDEWALK 4
  -  PC CONC SIDEWALK 6
  -  PC CONC SIDEWALK 8
  -  PCC DRIVEWAY PAVT 6
  -  PCC BASE CSE W 8
  -  COMB CC&G TB6.24 AEP
  -  TURNING/LANDING SPACE
  -  DETECTABLE WARNING









BY	DATE	REVISION	ISSUED
SECTION	21-00070-00-SW	COUNTY	FAYETTE
FED. ROAD DIST. NO.	7	ILLINOIS	CONTRACT
FIELD BOOK	805614821	DRAWN BY	JCS
		CHECKED BY	MJH
		FILE LOCATION	S:\2020\2021\8669\DWG\SIDEWALK.DWG
		PLOT DATE	Friday, April 10, 2026 9:44:10 AM
<b>MILANO &amp; GRUNLOH ENGINEERS, LLC</b> 114 W. WASHINGTON AVE.   PO BOX 887 EFFINGHAM, IL 62401 Phone: (217) 347-7326   (800) 677-2714 Email: <a href="mailto:mgeengineers@gmail.com">mgeengineers@gmail.com</a> Web: <a href="http://www.mgeengineers.com">www.mgeengineers.com</a> Design Firm #194-003108			
SIDEWALK PLANS	STA. 141+70 - 147+40	SHEET # 51 OF 66	
JOB # 20210 BG6		JOB # 20210 BG6	

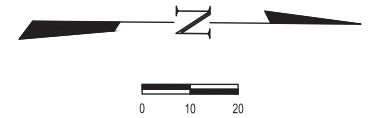






**LEGEND**

-  PC CONC SIDEWALK 4
-  PC CONC SIDEWALK 6
-  PC CONC SIDEWALK 8
-  PCC DRIVEWAY PAVT 6
-  PCC BASE CSE W 8
-  COMB CC&G TB6.24 AEP
-  TURNING/LANDING SPACE
-  DETECTABLE WARNING



BY	DATE	REVISION/ISSUED

COUNTY	FAYETTE
SECTION	21-00070-00-SW
FED. ROAD DIST. NO. 7	ILLINOIS
CONTRACT	

FIELD BOOK	808614821
DRAWN BY	JCS
CHECKED BY	MJH
FILE LOCATION	S:\2020\2021\8666\DRIVEWAYS\DRIVEWAY\CONG
PLOT DATE	Tuesday, March 3, 2026 6:56:53 AM

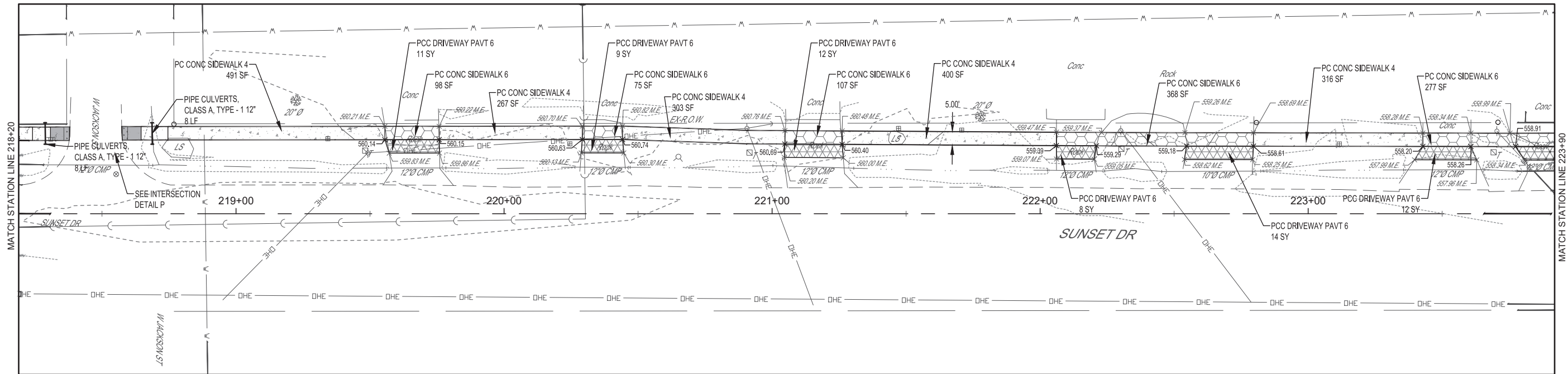
**MILANO & GRUNLOH ENGINEERS, LLC**  
 114 W. WASHINGTON AVE. | PO BOX 887  
 EFFINGHAM, IL 62401  
 Phone: (217) 347-7262 | (800) 677-2714  
 Email: [mgenengineers@mgenengineers.com](mailto:mgenengineers@mgenengineers.com)  
 Web: [www.mgenengineers.com](http://www.mgenengineers.com)  
 Design Firm #184-003108



SIDEWALK PLANS	
STA: 201+00 - 206+70	
ITEP	
21-00070-00-SW	
VANDALIA, ILLINOIS	
SHEET #	54 OF 66
JOB #	20210 BG6

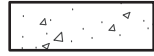


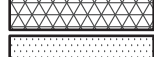


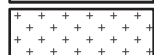



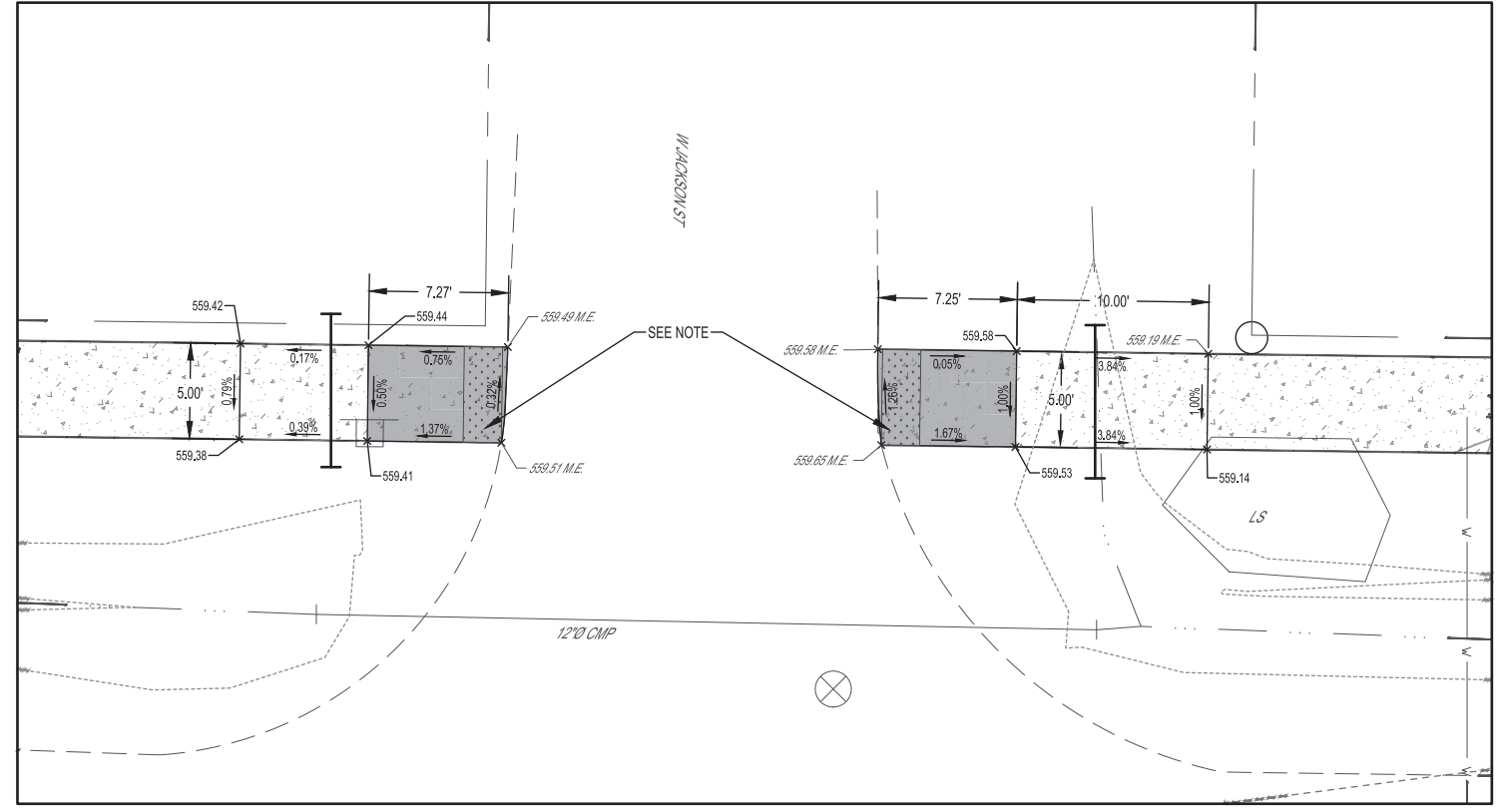
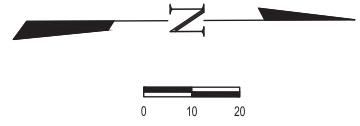




NOTE:  
CONTRACTOR TO COORDINATE WITH HOMEOWNERS  
WHERE LANDSCAPING MATERIALS REQUIRE REMOVAL OR  
RELOCATION.

**LEGEND**

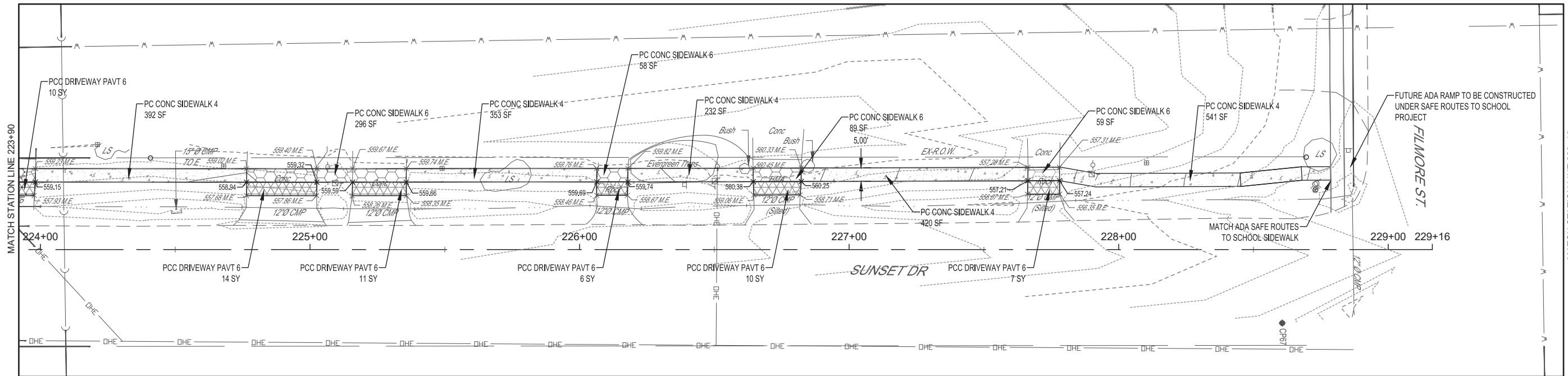
-  PC CONC SIDEWALK 4
-  PC CONC SIDEWALK 6
-  PC CONC SIDEWALK 8
-  PCC DRIVEWAY PAVT 6
-  PCC BASE CSE W 8
-  COMB CC&G TB6.24 AEP
-  TURNING/LANDING SPACE
-  DETECTABLE WARNING



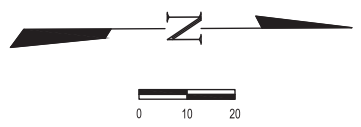
**INTERSECTION DETAIL P**  
SCALE 5:1

NOTE: OFFSET DETECTABLE WARNING BY 6" FROM EDGE  
OF PAVEMENT FOR DAMAGE PREVENTION









BY	DATE	REVISION/ISSUED
SECTION	COUNTY	
21-00070-00-SW	FAYETTE	
	ILLINOIS	
	CONTRACT	
FIELD BOOK	8/8/14/821	
DRAWN BY	JCS	
CHECKED BY	MJH	
FILE LOCATION	S:\2020\2021\8656\DRIVEWAY\DRIVEWAY.CWG	
PLOT DATE	Tuesday, March 3, 2026 6:59:24 AM	
<b>MILANO &amp; GRUNLOH ENGINEERS, LLC</b> 114 W WASHINGTON AVE   PO BOX 887 EFFINGHAM, IL 62401 Phone: (217) 347-7262   (800) 677-2714 Email: <a href="mailto:mgen@engr.com">mgen@engr.com</a> Web: <a href="http://www.mgen.com">www.mgen.com</a> Design Firm #194-003108		
SIDEWALK PLANS		
ITEP		
21-00070-00-SW		
VANDALIA, ILLINOIS		
SHEET #	57 OF 66	
JOB #	20210 BG6	



NOTE:  
CONTRACTOR TO COORDINATE WITH HOMEOWNERS  
WHERE LANDSCAPING MATERIALS REQUIRE REMOVAL OR  
RELOCATION.



**LEGEND**

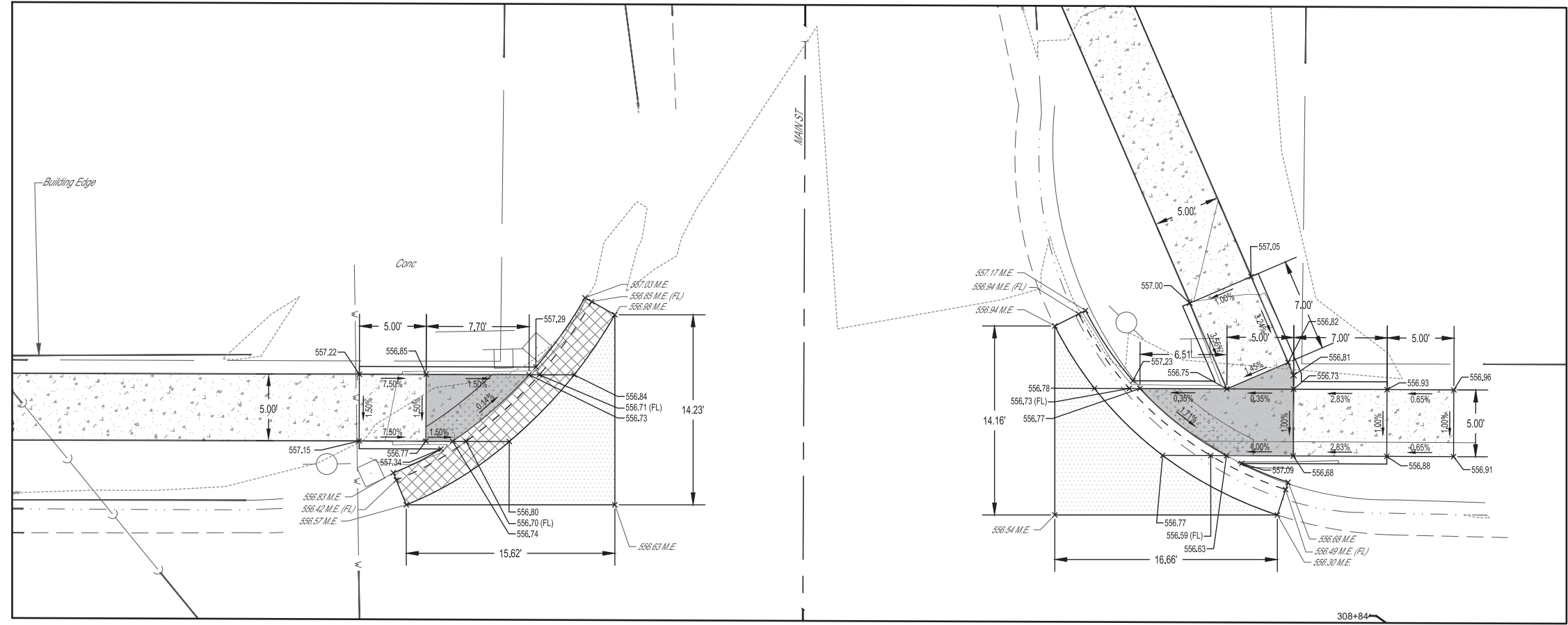
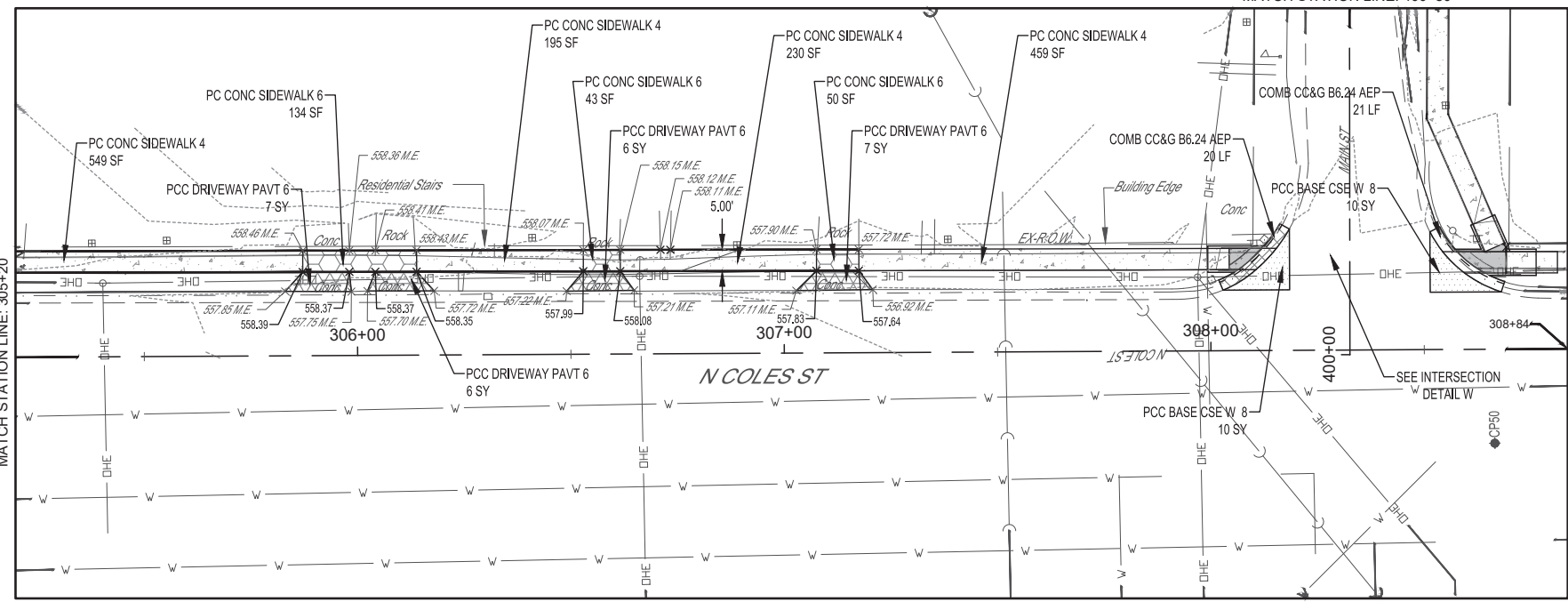
-  PC CONC SIDEWALK 4
-  PC CONC SIDEWALK 6
-  PC CONC SIDEWALK 8
-  PCC DRIVEWAY PAVT 6
-  PCC BASE CSE W 8
-  COMB CC&G TB6.24 AEP
-  TURNING/LANDING SPACE
-  DETECTABLE WARNING

	REVISION ISSUED			
BY	DATE	COUNTY	FAYETTE	ILLINOIS
SECTION	21-00070-00-SW	FIELD ROAD DIST NO 7		
FIELD BOOK	808614821	DRAWN BY	JCS	FILE LOCATION
DRAWN BY	JCS	CHECKED BY	MJH	PLOT DATE
		S:20200318065958SIDEWALK.DWG		
		Tuesday, March 3, 2026 6:59:29 AM		
<b>MILANO &amp; GRUNLOH ENGINEERS, LLC</b> 114 W. WASHINGTON AVE   PO BOX 887 EFFINGHAM, IL 62401 Phone: (217) 347-7322   (800) 677-2714 Email: <a href="mailto:mgenengineers@mgenengineers.com">mgenengineers@mgenengineers.com</a> Web: <a href="http://www.mgenengineers.com">www.mgenengineers.com</a> Design Firm #184-003108				
SIDEWALK PLANS	ITEP	21-00070-00-SW		
		VANDALIA, ILLINOIS		
		SHEET #	58 OF 66	
		JOB #	20210 BG6	

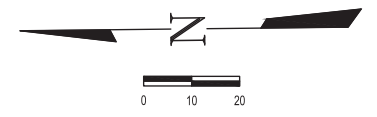


MATCH STATION LINE: 305+20

MATCH STATION LINE: 400+80



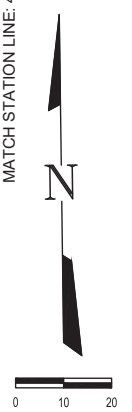
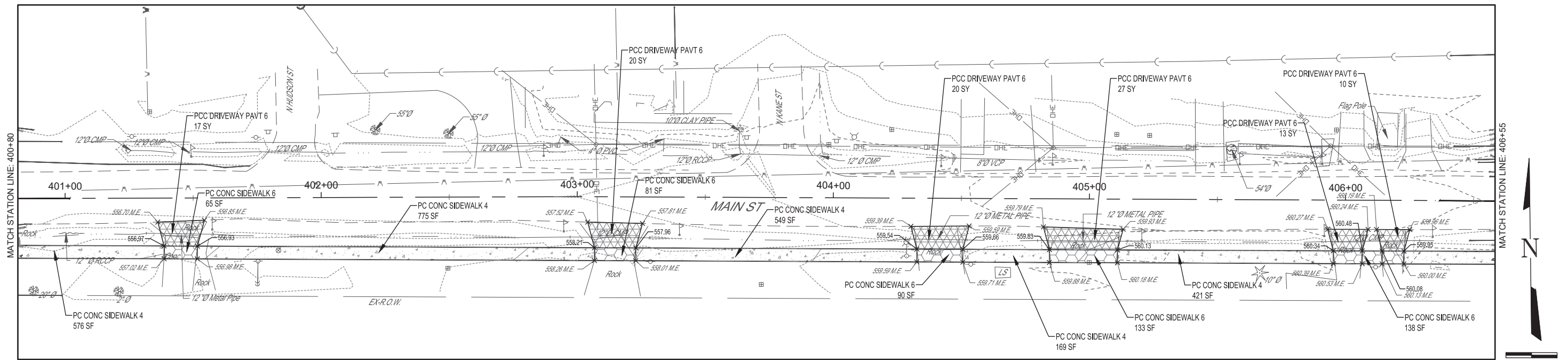
**INTERSECTION DETAIL W**  
**SCALE 5:1**



**LEGEND**

- PC CONC SIDEWALK 4
- PC CONC SIDEWALK 6
- PC CONC SIDEWALK 8
- PCC DRIVEWAY PAVT 6
- PCC BASE CSE W 8
- COMB CC&G TB6.24 AEP
- TURNING/LANDING SPACE
- DETECTABLE WARNING

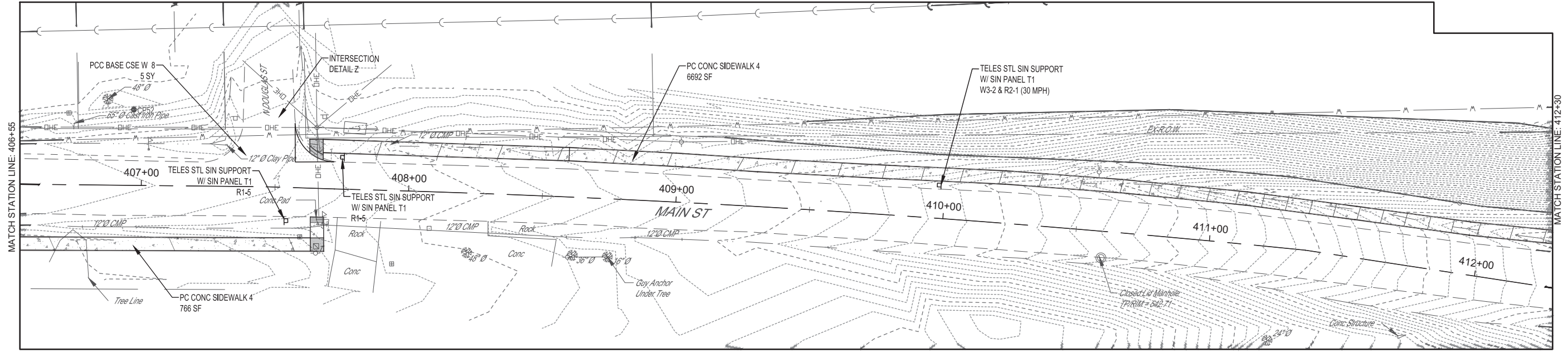
BY	DATE	REVISION	ISSUED	
COUNTY	FAYETTE			
SECTION	21-00070-00-SW			
FIELD BOOK	8/8/14/821			
DRAWN BY	JCS			
CHECKED BY	MJH			
FILE LOCATION	S:\2020\2021\8266\DWG\SIDEWALK.DWG			
PLOT DATE	Tuesday, March 3, 2026 9:07:10 AM			
SIDEWALK PLANS	<b>MILANO &amp; GRUNLOH ENGINEERS, LLC</b> 114 W. WASHINGTON AVE.   PO BOX 887 EFFINGHAM, IL 62401 Phone: (217) 347-7322   (800) 677-2714 Email: <a href="mailto:mgen@mgengineers.com">mgen@mgengineers.com</a> Web: <a href="http://www.mgengineers.com">www.mgengineers.com</a> Design Firm #194-003108			
SHEET #	60 OF 66			
JOB #	20210 BG6			



**LEGEND**

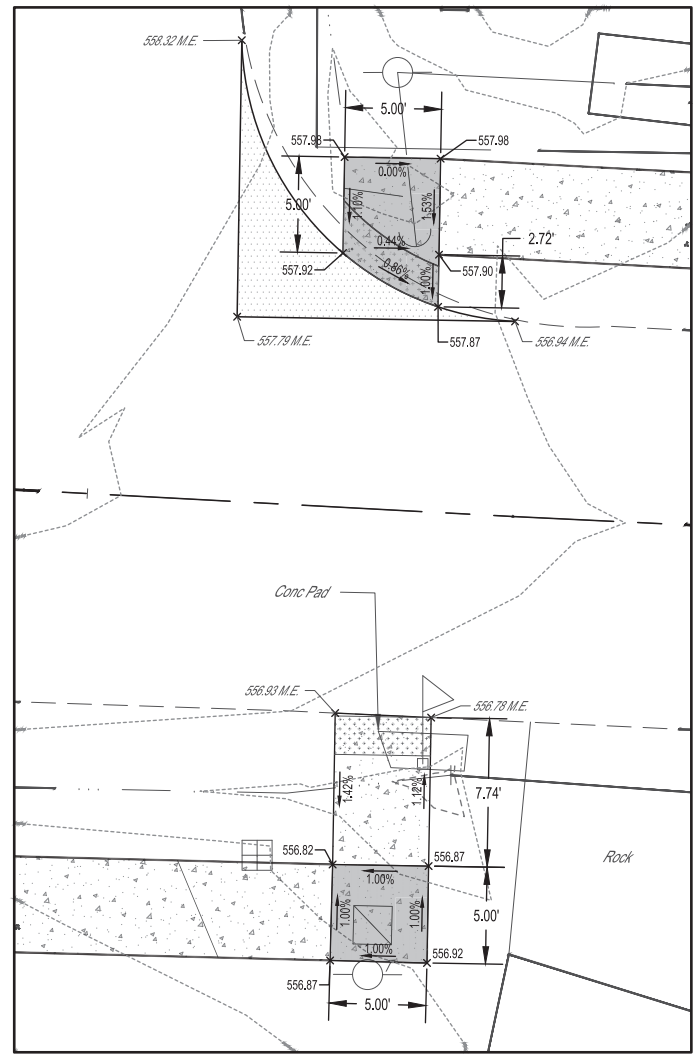
	PC CONC SIDEWALK 4
	PC CONC SIDEWALK 6
	PC CONC SIDEWALK 8
	PCC DRIVEWAY PAVT 6
	PCC BASE CSE W 8
	COMB CC&G TB6.24 AEP
	TURNING/LANDING SPACE
	DETECTABLE WARNING

	BY	DATE	REVISION	ISSUED							
	COUNTY	FAYETTE	ILLINOIS	CONTRACT							
	SECTION	21-00070-00-SW	FED. ROAD DIST. NO. 7								
	FIELD BOOK	808614821									
	DRAWN BY	JCS									
	CHECKED BY	IMH									
	FILE LOCATION	S:\2020\2021\20210303\20210303\SIDEWALK.CWG									
	PLOT DATE	Tuesday, March 3, 2026 9:00:16 AM									
<b>MILANO &amp; GRUNLOH ENGINEERS, LLC</b> 114 W. WASHINGTON AVE.   PO BOX 887 EFFINGHAM, IL 62401 Phone: (217) 347-7262   (800) 677-2714 Email: mgeengineers@mgeengineers.com Web: www.mgeengineers.com Design Firm #184-003108											
SIDEWALK PLANS		ITEP 21-00070-00-SW VANDALIA, ILLINOIS									
SHEET # 61 OF 66											
JOB # 20210 BG6											

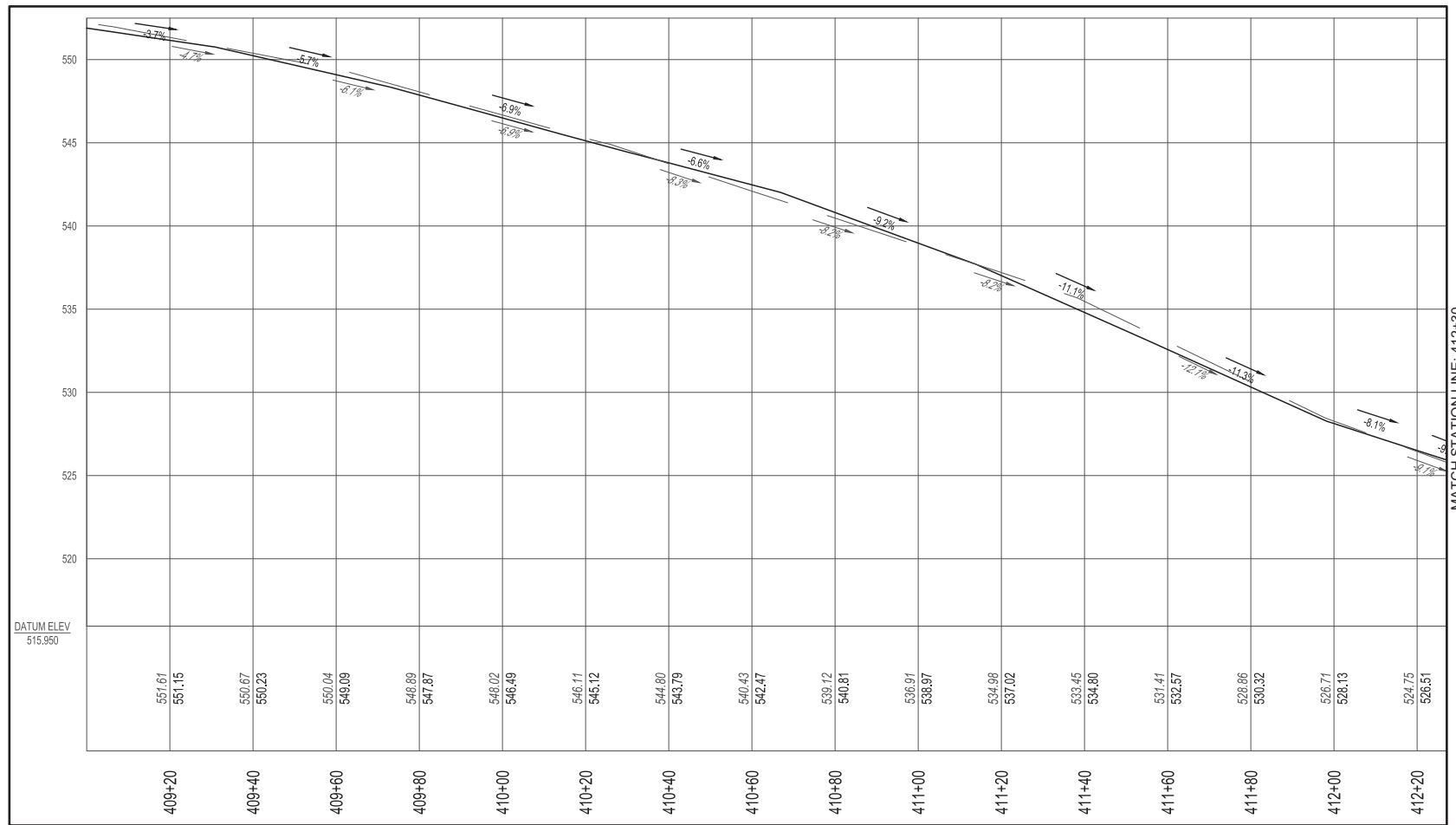


**LEGEND**

- PC CONC SIDEWALK 4
- PC CONC SIDEWALK 6
- PC CONC SIDEWALK 8
- PCC DRIVEWAY PAVT 6
- PCC BASE CSE W 8
- COMB CC&G TB6.24 AEP
- TURNING/LANDING SPACE
- DETECTABLE WARNING



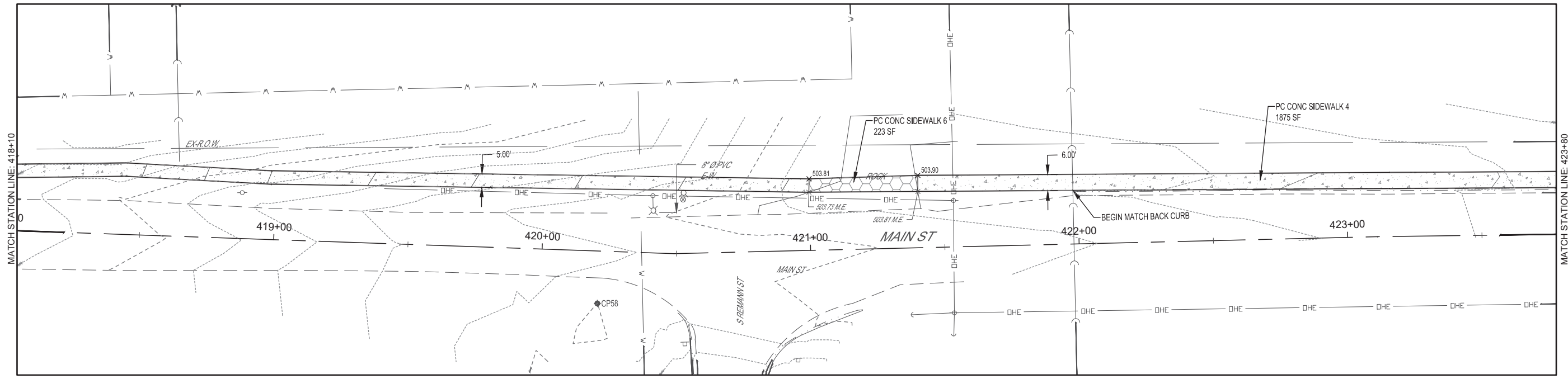
**INTERSECTION DETAIL Z**  
SCALE 5:1











MATCH STATION LINE: 412+30

BY	DATE	REVISION	ISSUED
SECTION	21-00070-00-SW	COUNTY	FAYETTE
FED. ROAD DIST. NO.	7	ILLINOIS	
FIELD BOOK	805614821	DRAWN BY	JCS
MILANO & GRUNLOH ENGINEERS, LLC 114 W. WASHINGTON AVE.   PO BOX 897 EFFINGHAM, IL 62401 Phone: (217) 347-7322   (800) 677-2714 Email: <a href="mailto:mgengineers@mgengineers.com">mgengineers@mgengineers.com</a> Web: <a href="http://www.mgengineers.com">www.mgengineers.com</a> Design Firm #194-003108	CHECKED BY	MJH	FILE LOCATION
SIDEWALK PLANS			S:\2020\2021\8665\DESIGN\SIDEWALK.DWG
ITEP			PLOT DATE
21-00070-00-SW			Tuesday, March 3, 2026 9:00:31 AM
VANDALIA, ILLINOIS			
SHEET #	62 OF 66		
JOB #	20210 BG6		





**LEGEND**

-  PC CONC SIDEWALK 4
-  PC CONC SIDEWALK 6
-  PC CONC SIDEWALK 8
-  PCC DRIVEWAY PAVT 6
-  PCC BASE CSE W 8
-  COMB CC&G TB6.24 AEP
-  TURNING/LANDING SPACE
-  DETECTABLE WARNING



BY		DATE		REVISION/ISSUED	
COUNTY		SECTION		ILLINOIS	
FAYETTE		21-00070-00-SW		CONTRACT	
FIELD BOOK		DRAWN BY		PLOT DATE	
805614821		JCS		Tuesday, March 3, 2026 9:00:45 AM	
MILANO & GRUNLOH ENGINEERS, LLC		CHECKED BY		FILE LOCATION	
114 W. WASHINGTON AVE.   PO BOX 887		MJH		S:\2020\2021\805614821\SIDEWALK.DWG	
EFFINGHAM, IL 62401		FILE LOCATION		Design Firm #194-003108	
Phone: (217) 347-7262   (800) 677-2714		PLOT DATE			
Email: mgen@mgengineers.com					
Web: www.mgenengineers.com					
SIDEWALK PLANS		SHEET #		JOB #	
ITEP		64 OF 66		20210 BG6	
21-00070-00-SW					
VANDALIA, ILLINOIS					



