

LEGEND

- WORK AREA
- SHOULDER IMPROVEMENTS
- DIRECTION OF TRAFFIC
- TEMPORARY CONCRETE BARRIER
- DIRECTIONAL INDICATOR BARRICADE (WITH STEADY BURN MONODIRECTIONAL LIGHT)
- DRUMS (WITH STEADY BURN MONODIRECTIONAL LIGHTS ON TAPER)
- TYPE III BARRICADE
- IMPACT ATTENUATOR
- ① TEMPORARY PAVEMENT MARKING - LINE 6" - PAINT (SOLID WHITE)
- ② TEMPORARY PAVEMENT MARKING - LINE 6" - PAINT (SOLID YELLOW)
- ③ TEMPORARY PAVEMENT MARKING - LINE 8" - PAINT (DOTTED - 9' SKIP 3' DASH)
- ④ TEMPORARY PAVEMENT MARKING - LINE 6" - PAINT (SKIP DASH WHITE - 30 SKIP 10 DASH)
- ⑤ TEMPORARY PAVEMENT MARKING - LINE 24" - PAINT (SOLID WHITE)
- ⑥ TEMPORARY PAVEMENT MARKING LETTERS AND SYMBOLS - PAINT (SOLID WHITE)

MODEL: I64CL - Plan 29 (Sheet)
 FILE NAME: D876M95_sht_MOT_Stage_2.dgn

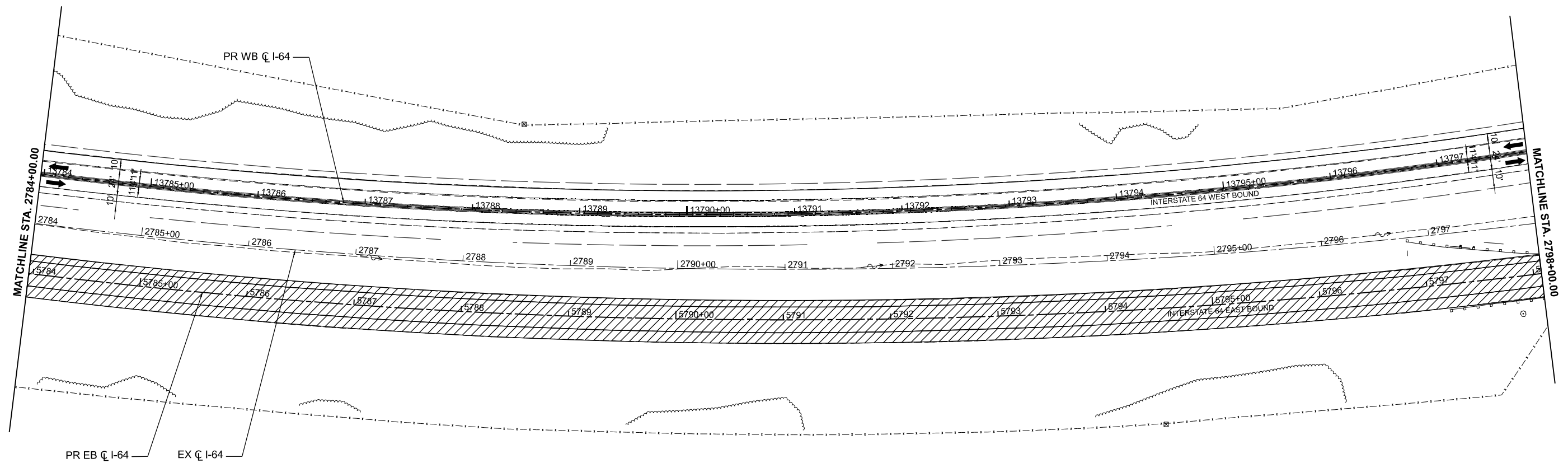
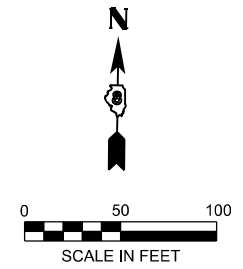
USER NAME = mgesior	DESIGNED - MEG	REVISED -
	DRAWN - MEG	REVISED -
	CHECKED - MTV	REVISED -
PLOT DATE = 5/6/2026	DATE - 5/6/2026	REVISED -

**STATE OF ILLINOIS
DEPARTMENT OF TRANSPORTATION**

**MAINTENANCE OF TRAFFIC - STAGE 2A
I-64**

SCALE: 1" = 50' SHEET 29 OF 40 SHEETS STA. TO STA.

F.A.I. RTE.	SECTION	COUNTY	TOTAL SHEETS	SHEET NO.
64	95-(3,4)RS-2	WASHINGTON	775	301
CONTRACT NO. 76M95				
ILLINOIS FED. AID PROJECT				



LEGEND

- WORK AREA
- SHOULDER IMPROVEMENTS
- DIRECTION OF TRAFFIC
- TEMPORARY CONCRETE BARRIER
- DIRECTIONAL INDICATOR BARRICADE (WITH STEADY BURN MONODIRECTIONAL LIGHT)
- DRUMS (WITH STEADY BURN MONODIRECTIONAL LIGHTS ON TAPER)
- TYPE III BARRICADE
- IMPACT ATTENUATOR
- ① TEMPORARY PAVEMENT MARKING - LINE 6" - PAINT (SOLID WHITE)
- ② TEMPORARY PAVEMENT MARKING - LINE 6" - PAINT (SOLID YELLOW)
- ③ TEMPORARY PAVEMENT MARKING - LINE 8" - PAINT (DOTTED - 9' SKIP 3' DASH)
- ④ TEMPORARY PAVEMENT MARKING - LINE 6" - PAINT (SKIP DASH WHITE - 30 SKIP 10 DASH)
- ⑤ TEMPORARY PAVEMENT MARKING - LINE 24" - PAINT (SOLID WHITE)
- ⑥ TEMPORARY PAVEMENT MARKING LETTERS AND SYMBOLS - PAINT (SOLID WHITE)

MODEL: I64CL - Plan 310 [Sheet]
 FILE NAME: D876M95_sht_MOT_Stage_2.dgn

55 W Van Buren St, Ste 200
 Chicago, IL 60605
 TEL: 312.787.0707 FAX: 312.787.7322
 WWW.DESCOTOINC.COM
A Professional Engineering Design Firm No. 18403609-0002
 Copyright © 2026

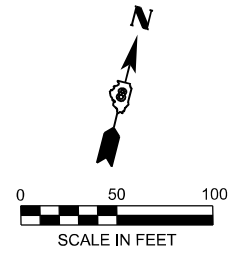
USER NAME = mgesior	DESIGNED - MEG	REVISED -
	DRAWN - MEG	REVISED -
	CHECKED - MTV	REVISED -
PLOT DATE = 5/6/2026	DATE - 5/6/2026	REVISED -

STATE OF ILLINOIS
DEPARTMENT OF TRANSPORTATION

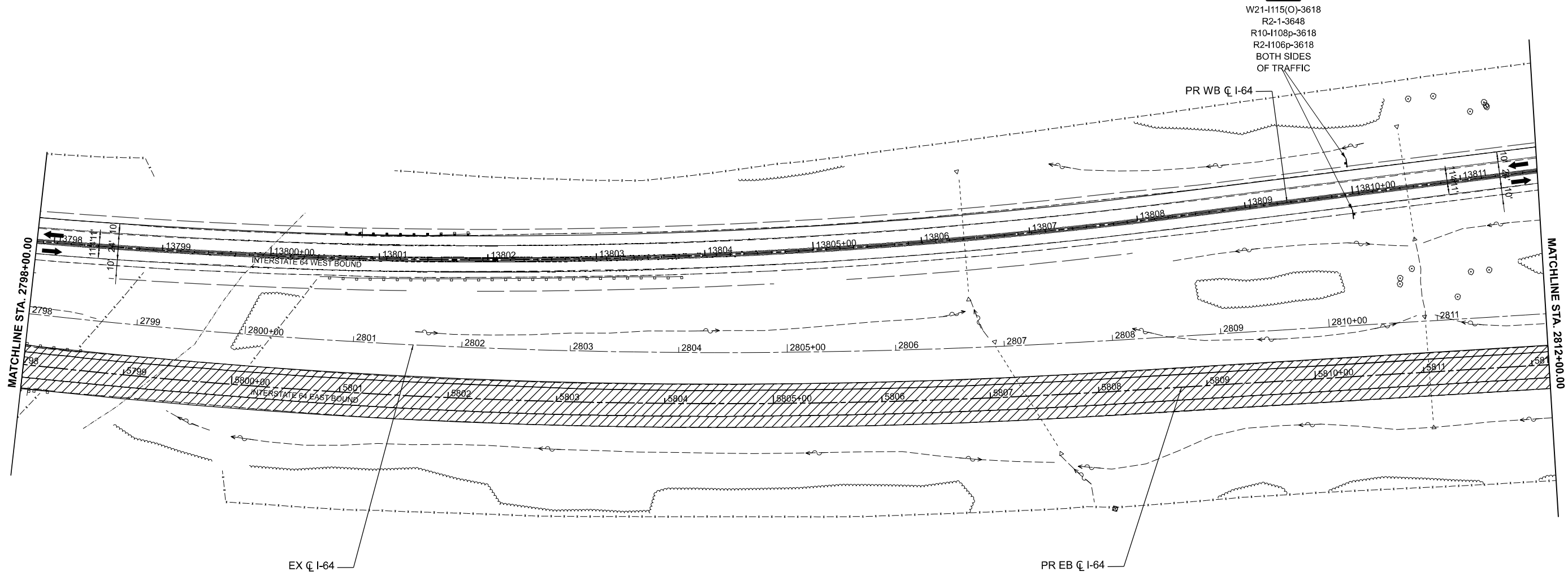
MAINTENANCE OF TRAFFIC - STAGE 2A
I-64

SCALE: 1" = 50' SHEET 30 OF 40 SHEETS STA. TO STA.

F.A.I. RTE.	SECTION	COUNTY	TOTAL SHEETS	SHEET NO.
64	95-(3,4)RS-2	WASHINGTON	775	302
CONTRACT NO. 76M95				
ILLINOIS FED. AID PROJECT				



W21-I115(O)-3618
R2-1-3648
R10-I108p-3618
R2-I106p-3618
BOTH SIDES
OF TRAFFIC



LEGEND

- WORK AREA
- SHOULDER IMPROVEMENTS
- DIRECTION OF TRAFFIC
- TEMPORARY CONCRETE BARRIER
- DIRECTIONAL INDICATOR BARRICADE (WITH STEADY BURN MONODIRECTIONAL LIGHT)
- DRUMS (WITH STEADY BURN MONODIRECTIONAL LIGHTS ON TAPER)
- TYPE III BARRICADE
- IMPACT ATTENUATOR
- ① TEMPORARY PAVEMENT MARKING - LINE 6" - PAINT (SOLID WHITE)
- ② TEMPORARY PAVEMENT MARKING - LINE 6" - PAINT (SOLID YELLOW)
- ③ TEMPORARY PAVEMENT MARKING - LINE 8" - PAINT (DOTTED - 9' SKIP 3' DASH)
- ④ TEMPORARY PAVEMENT MARKING - LINE 6" - PAINT (SKIP DASH WHITE - 30 SKIP 10 DASH)
- ⑤ TEMPORARY PAVEMENT MARKING - LINE 24" - PAINT (SOLID WHITE)
- ⑥ TEMPORARY PAVEMENT MARKING LETTERS AND SYMBOLS - PAINT (SOLID WHITE)

MODEL: I64CI - Plan 31 [Sheet]
FILE NAME: D876M95_sht_MOT_Stage_2.dgn

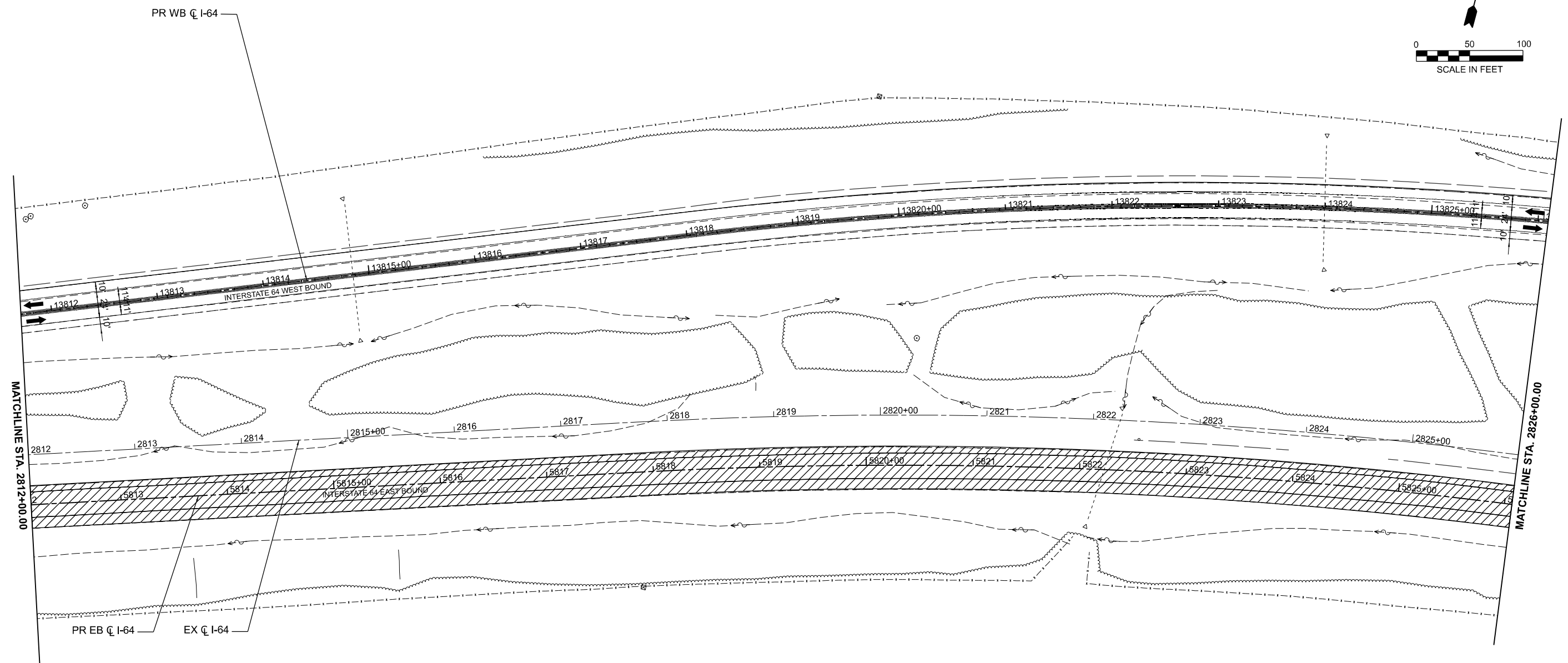
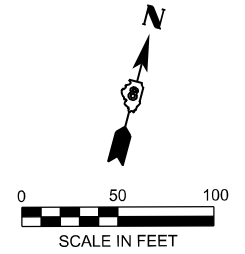
USER NAME = mgesior	DESIGNED - MEG	REVISED -
	DRAWN - MEG	REVISED -
	CHECKED - MTV	REVISED -
PLOT DATE = 5/6/2026	DATE - 5/6/2026	REVISED -

**STATE OF ILLINOIS
DEPARTMENT OF TRANSPORTATION**

**MAINTENANCE OF TRAFFIC - STAGE 2A
I-64**

SCALE: 1" = 50' SHEET 31 OF 40 SHEETS STA. TO STA.

F.A.I. RTE.	SECTION	COUNTY	TOTAL SHEETS	SHEET NO.
64	95-(3,4)RS-2	WASHINGTON	775	303
CONTRACT NO. 76M95				
ILLINOIS FED. AID PROJECT				



LEGEND

- WORK AREA
- SHOULDER IMPROVEMENTS
- DIRECTION OF TRAFFIC
- TEMPORARY CONCRETE BARRIER
- DIRECTIONAL INDICATOR BARRICADE (WITH STEADY BURN MONODIRECTIONAL LIGHT)
- DRUMS (WITH STEADY BURN MONODIRECTIONAL LIGHTS ON TAPER)
- TYPE III BARRICADE
- IMPACT ATTENUATOR
- ① TEMPORARY PAVEMENT MARKING - LINE 6" - PAINT (SOLID WHITE)
- ② TEMPORARY PAVEMENT MARKING - LINE 6" - PAINT (SOLID YELLOW)
- ③ TEMPORARY PAVEMENT MARKING - LINE 8" - PAINT (DOTTED - 9' SKIP 3' DASH)
- ④ TEMPORARY PAVEMENT MARKING - LINE 6" - PAINT (SKIP DASH WHITE - 30 SKIP 10 DASH)
- ⑤ TEMPORARY PAVEMENT MARKING - LINE 24" - PAINT (SOLID WHITE)
- ⑥ TEMPORARY PAVEMENT MARKING LETTERS AND SYMBOLS - PAINT (SOLID WHITE)

MODEL: I64CL - Plan 32 (Sheet)
FILE NAME: D876M95_sht_MOT_Stage_2.dgn

55 W Van Buren St, Ste 200
Chicago, IL 60605
TEL: 312.787.0707 FAX: 312.787.7322
WWW.DESCOTOINC.COM
Professional Engineering Design Firm No. 18403609-0002
Copyright © 2026

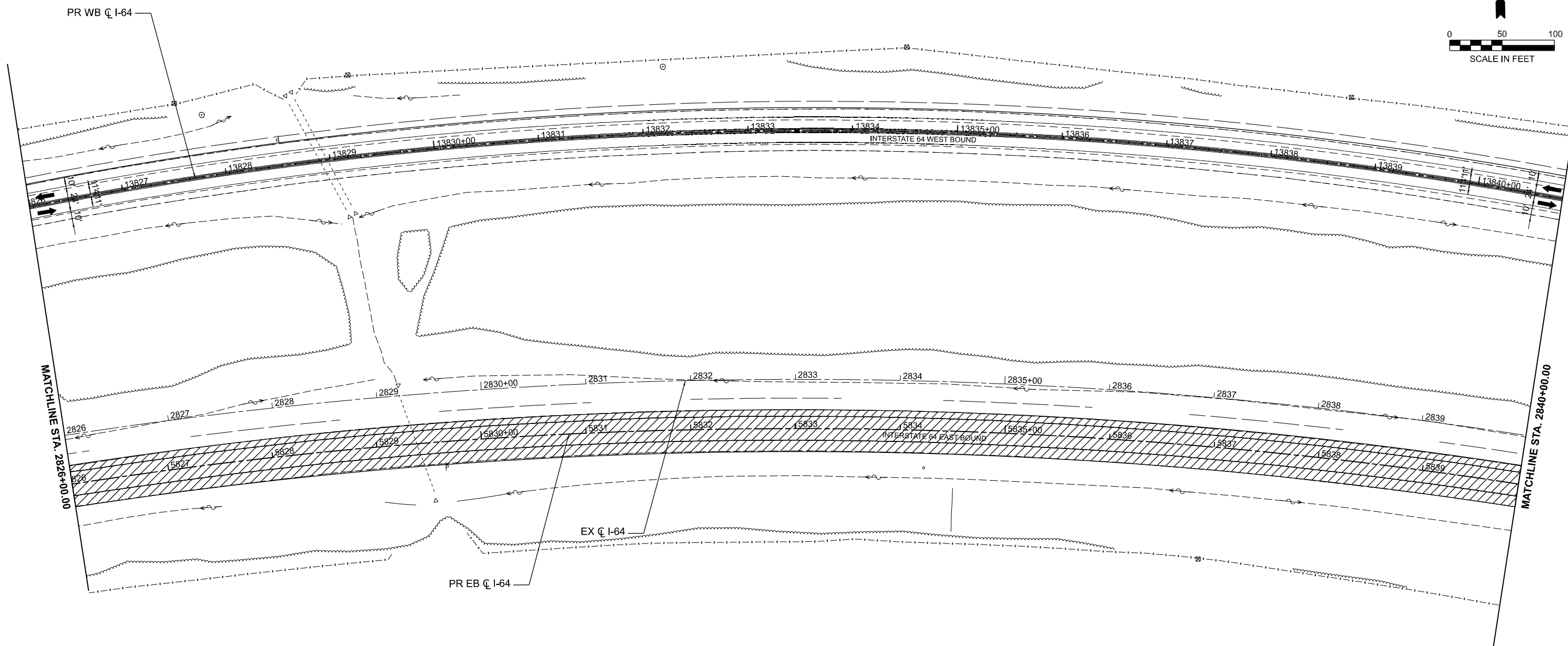
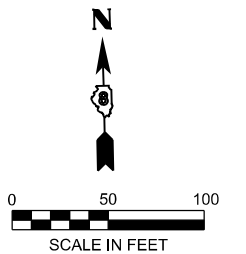
USER NAME = mgesior	DESIGNED - MEG	REVISED -	
	DRAWN - MEG	REVISED -	
	CHECKED - MTV	REVISED -	
PLOT DATE = 5/6/2026	DATE = 5/6/2026	REVISED -	

**STATE OF ILLINOIS
DEPARTMENT OF TRANSPORTATION**

**MAINTENANCE OF TRAFFIC - STAGE 2A
I-64**

SCALE: 1" = 50' SHEET 32 OF 40 SHEETS STA. TO STA.

F.A.I. RTE.	SECTION	COUNTY	TOTAL SHEETS	SHEET NO.
64	95-(3,4)RS-2	WASHINGTON	775	304
CONTRACT NO. 76M95				
ILLINOIS FED. AID PROJECT				



LEGEND

- WORK AREA
- SHOULDER IMPROVEMENTS
- DIRECTION OF TRAFFIC
- TEMPORARY CONCRETE BARRIER
- DIRECTIONAL INDICATOR BARRICADE (WITH STEADY BURN MONODIRECTIONAL LIGHT)
- DRUMS (WITH STEADY BURN MONODIRECTIONAL LIGHTS ON TAPER)
- TYPE III BARRICADE
- IMPACT ATTENUATOR
- ① TEMPORARY PAVEMENT MARKING - LINE 6" - PAINT (SOLID WHITE)
- ② TEMPORARY PAVEMENT MARKING - LINE 6" - PAINT (SOLID YELLOW)
- ③ TEMPORARY PAVEMENT MARKING - LINE 8" - PAINT (DOTTED - 9' SKIP 3' DASH)
- ④ TEMPORARY PAVEMENT MARKING - LINE 6" - PAINT (SKIP DASH WHITE - 30 SKIP 10 DASH)
- ⑤ TEMPORARY PAVEMENT MARKING - LINE 24" - PAINT (SOLID WHITE)
- ⑥ TEMPORARY PAVEMENT MARKING LETTERS AND SYMBOLS - PAINT (SOLID WHITE)

MODEL: I64CL - Plan 33 [Sheet]
FILE NAME: D876M95_sht_MOT_Stage_2.dgn

55 W Van Buren St, Ste 200
Chicago, IL 60605
TEL: 312.787.0707 FAX: 312.787.7322
WWW.DESCOTOINC.COM
Professional Engineering Design Firm No. 18403609-0002
Copyright © 2026

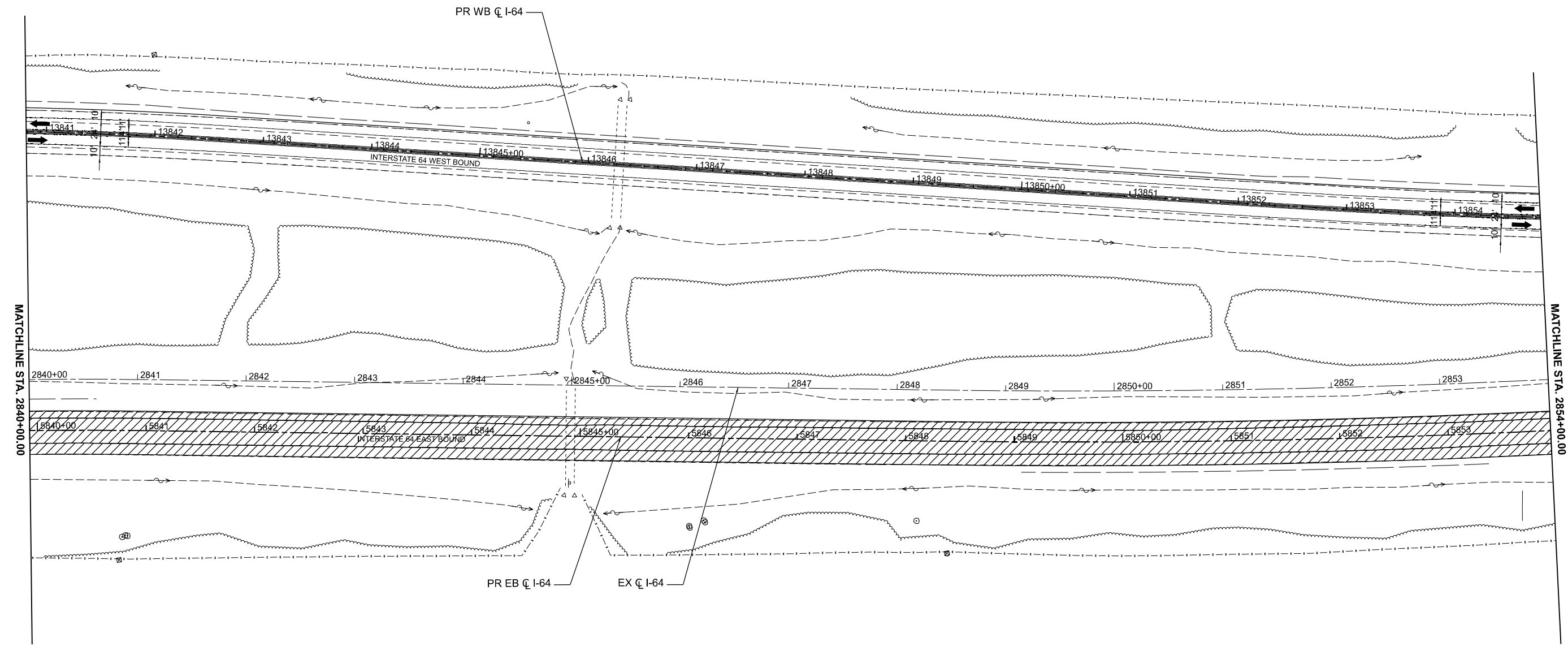
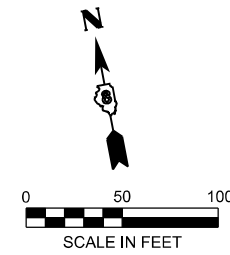
USER NAME = mgesior	DESIGNED - MEG	REVISED -
	DRAWN - MEG	REVISED -
	CHECKED - MTV	REVISED -
PLOT DATE = 5/6/2026	DATE - 5/6/2026	REVISED -

**STATE OF ILLINOIS
DEPARTMENT OF TRANSPORTATION**

**MAINTENANCE OF TRAFFIC - STAGE 2A
I-64**

SCALE: 1" = 50' SHEET 33 OF 40 SHEETS STA. TO STA.

F.A.I. RTE.	SECTION	COUNTY	TOTAL SHEETS	SHEET NO.
64	95-(3,4)RS-2	WASHINGTON	775	305
CONTRACT NO. 76M95				
ILLINOIS FED. AID PROJECT				



LEGEND

- WORK AREA
- SHOULDER IMPROVEMENTS
- DIRECTION OF TRAFFIC
- TEMPORARY CONCRETE BARRIER
- DIRECTIONAL INDICATOR BARRICADE (WITH STEADY BURN MONODIRECTIONAL LIGHT)
- DRUMS (WITH STEADY BURN MONODIRECTIONAL LIGHTS ON TAPER)
- TYPE III BARRICADE
- IMPACT ATTENUATOR
- ① TEMPORARY PAVEMENT MARKING - LINE 6" - PAINT (SOLID WHITE)
- ② TEMPORARY PAVEMENT MARKING - LINE 6" - PAINT (SOLID YELLOW)
- ③ TEMPORARY PAVEMENT MARKING - LINE 8" - PAINT (DOTTED - 9' SKIP 3' DASH)
- ④ TEMPORARY PAVEMENT MARKING - LINE 6" - PAINT (SKIP DASH WHITE - 30 SKIP 10 DASH)
- ⑤ TEMPORARY PAVEMENT MARKING - LINE 24" - PAINT (SOLID WHITE)
- ⑥ TEMPORARY PAVEMENT MARKING LETTERS AND SYMBOLS - PAINT (SOLID WHITE)

MODEL: I64CL - Plan 34 [Sheet]
 FILE NAME: D876M95_sht_MOT_Stage_2.dgn

55 W Van Buren St, Ste 200
 Chicago, IL 60605
 TEL: 312.787.0707 FAX: 312.787.7322
 WWW.DESCOTOINC.COM
A Professional Engineering Design Firm No. 18403609-0002
 Copyright © 2026

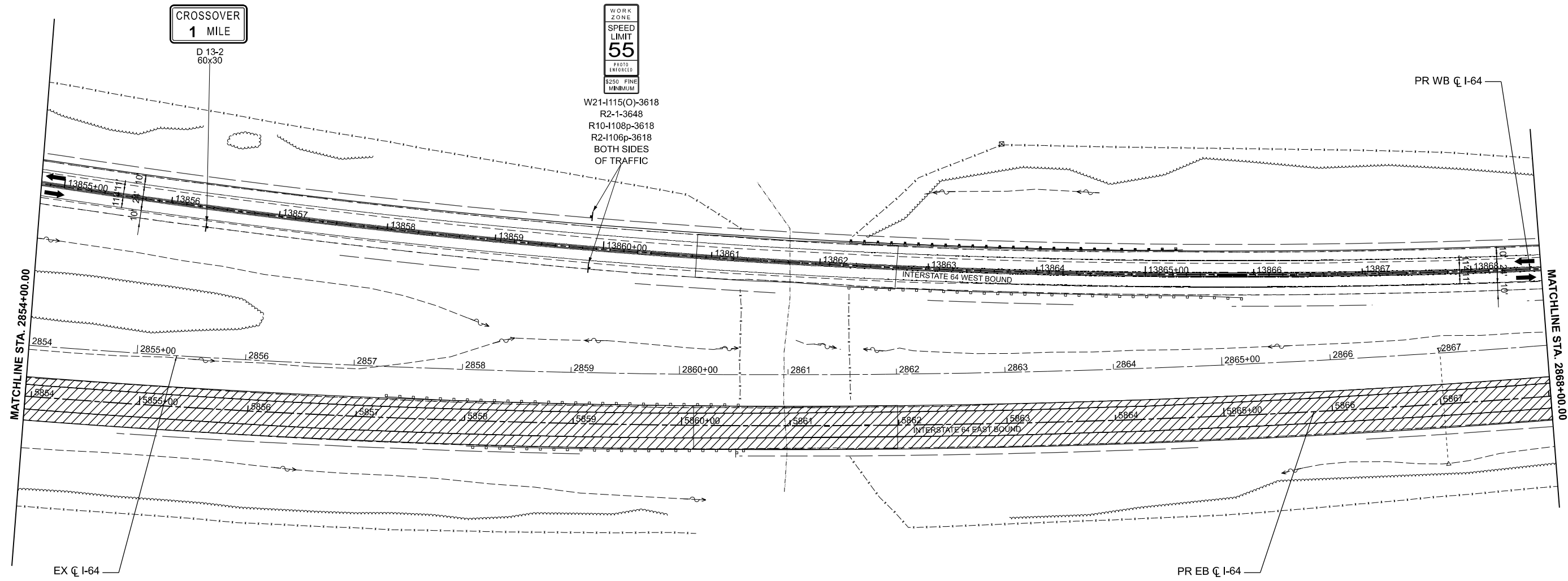
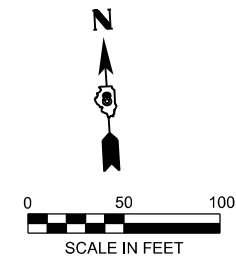
USER NAME = mgesior	DESIGNED - MEG	REVISED -
	DRAWN - MEG	REVISED -
	CHECKED - MTV	REVISED -
PLOT DATE = 5/6/2026	DATE - 5/6/2026	REVISED -

STATE OF ILLINOIS
DEPARTMENT OF TRANSPORTATION

MAINTENANCE OF TRAFFIC - STAGE 2A
I-64

SCALE: 1" = 50' SHEET 34 OF 40 SHEETS STA. TO STA.

F.A.I. RTE.	SECTION	COUNTY	TOTAL SHEETS	SHEET NO.
64	95-(3,4)RS-2	WASHINGTON	775	306
CONTRACT NO. 76M95				
ILLINOIS FED. AID PROJECT				



LEGEND

- WORK AREA
- SHOULDER IMPROVEMENTS
- DIRECTION OF TRAFFIC
- TEMPORARY CONCRETE BARRIER
- DIRECTIONAL INDICATOR BARRICADE (WITH STEADY BURN MONODIRECTIONAL LIGHT)
- DRUMS (WITH STEADY BURN MONODIRECTIONAL LIGHTS ON TAPER)
- TYPE III BARRICADE
- IMPACT ATTENUATOR
- ① TEMPORARY PAVEMENT MARKING - LINE 6" - PAINT (SOLID WHITE)
- ② TEMPORARY PAVEMENT MARKING - LINE 6" - PAINT (SOLID YELLOW)
- ③ TEMPORARY PAVEMENT MARKING - LINE 8" - PAINT (DOTTED - 9' SKIP 3' DASH)
- ④ TEMPORARY PAVEMENT MARKING - LINE 6" - PAINT (SKIP DASH WHITE - 30 SKIP 10 DASH)
- ⑤ TEMPORARY PAVEMENT MARKING - LINE 24" - PAINT (SOLID WHITE)
- ⑥ TEMPORARY PAVEMENT MARKING LETTERS AND SYMBOLS - PAINT (SOLID WHITE)

MODEL: I64CL - Plan 35 (Sheet)
 FILE NAME: D876M95_sht_MOT_Stage_2.dgn

55 W Van Buren St, Ste 200
 Chicago, IL 60605
 TEL: 312.787.0707 FAX: 312.787.7322
 WWW.DESCOTOINC.COM
Professional Engineering Design Firm No. 18403809-0002
 Copyright © 2026

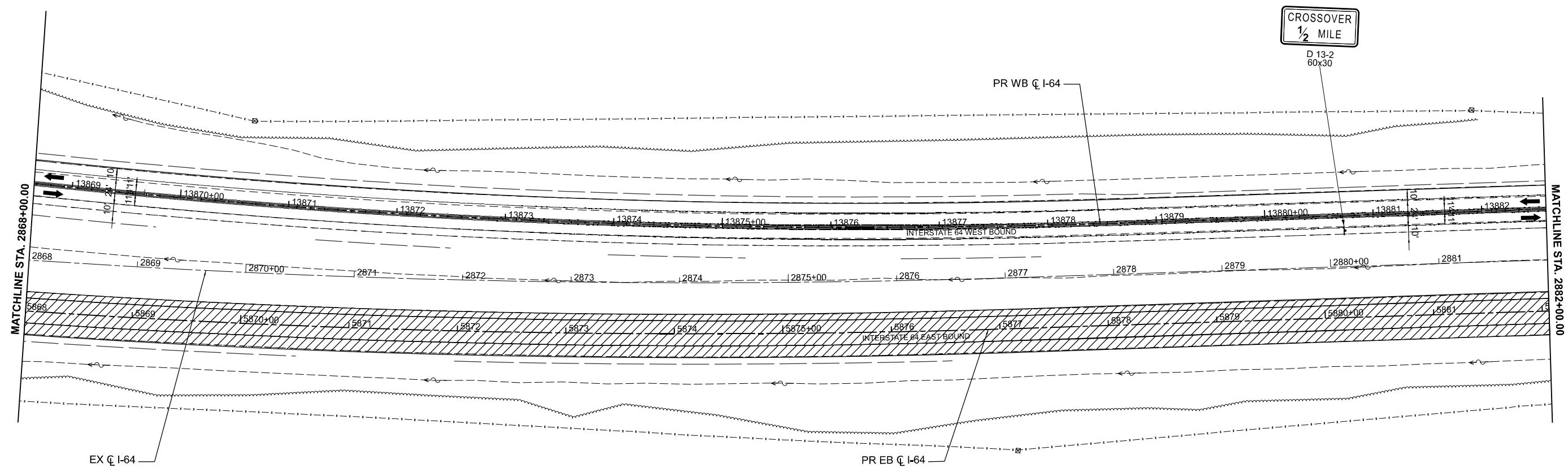
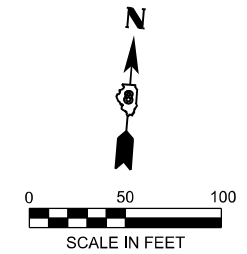
USER NAME = mgesior	DESIGNED - MEG	REVISED -
	DRAWN - MEG	REVISED -
	CHECKED - MTV	REVISED -
PLOT DATE = 5/6/2026	DATE - 5/6/2026	REVISED -

STATE OF ILLINOIS
DEPARTMENT OF TRANSPORTATION

MAINTENANCE OF TRAFFIC - STAGE 2A
I-64

SCALE: 1" = 50' SHEET 35 OF 40 SHEETS STA. TO STA.

F.A.I. RTE.	SECTION	COUNTY	TOTAL SHEETS	SHEET NO.
64	95-(3,4)RS-2	WASHINGTON	775	307
CONTRACT NO. 76M95				
ILLINOIS FED. AID PROJECT				



LEGEND

- WORK AREA
- SHOULDER IMPROVEMENTS
- DIRECTION OF TRAFFIC
- TEMPORARY CONCRETE BARRIER
- DIRECTIONAL INDICATOR BARRICADE (WITH STEADY BURN MONODIRECTIONAL LIGHT)
- DRUMS (WITH STEADY BURN MONODIRECTIONAL LIGHTS ON TAPER)
- TYPE III BARRICADE
- IMPACT ATTENUATOR
- ① TEMPORARY PAVEMENT MARKING - LINE 6" - PAINT (SOLID WHITE)
- ② TEMPORARY PAVEMENT MARKING - LINE 6" - PAINT (SOLID YELLOW)
- ③ TEMPORARY PAVEMENT MARKING - LINE 8" - PAINT (DOTTED - 9' SKIP 3' DASH)
- ④ TEMPORARY PAVEMENT MARKING - LINE 6" - PAINT (SKIP DASH WHITE - 30 SKIP 10 DASH)
- ⑤ TEMPORARY PAVEMENT MARKING - LINE 24" - PAINT (SOLID WHITE)
- ⑥ TEMPORARY PAVEMENT MARKING LETTERS AND SYMBOLS - PAINT (SOLID WHITE)

MODEL: I64CL - Plan 36 (Sheet)
FILE NAME: D876M95_sht_MOT_Stage_2.dgn

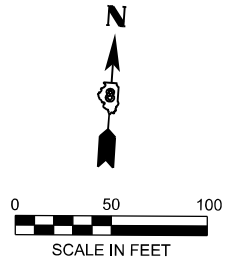
USER NAME = mgesior	DESIGNED - MEG	REVISED -
	DRAWN - MEG	REVISED -
	CHECKED - MTV	REVISED -
PLOT DATE = 5/6/2026	DATE - 5/6/2026	REVISED -

**STATE OF ILLINOIS
DEPARTMENT OF TRANSPORTATION**

**MAINTENANCE OF TRAFFIC - STAGE 2A
I-64**

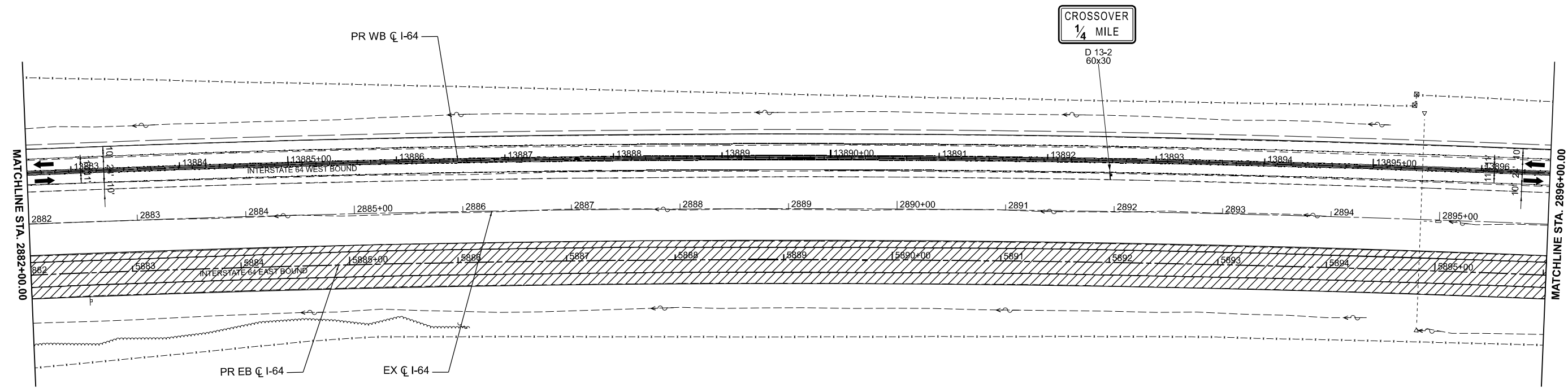
SCALE: 1" = 50' SHEET 36 OF 40 SHEETS STA. TO STA.

F.A.I. RTE.	SECTION	COUNTY	TOTAL SHEETS	SHEET NO.
64	95-(3,4)RS-2	WASHINGTON	775	308
CONTRACT NO. 76M95				
ILLINOIS FED. AID PROJECT				



CROSSOVER
1/4 MILE

D 13-2
60x30



LEGEND

- WORK AREA
- SHOULDER IMPROVEMENTS
- DIRECTION OF TRAFFIC
- TEMPORARY CONCRETE BARRIER
- DIRECTIONAL INDICATOR BARRICADE (WITH STEADY BURN MONODIRECTIONAL LIGHT)
- DRUMS (WITH STEADY BURN MONODIRECTIONAL LIGHTS ON TAPER)
- TYPE III BARRICADE
- IMPACT ATTENUATOR
- ① TEMPORARY PAVEMENT MARKING - LINE 6" - PAINT (SOLID WHITE)
- ② TEMPORARY PAVEMENT MARKING - LINE 6" - PAINT (SOLID YELLOW)
- ③ TEMPORARY PAVEMENT MARKING - LINE 8" - PAINT (DOTTED - 9' SKIP 3' DASH)
- ④ TEMPORARY PAVEMENT MARKING - LINE 6" - PAINT (SKIP DASH WHITE - 30 SKIP 10 DASH)
- ⑤ TEMPORARY PAVEMENT MARKING - LINE 24" - PAINT (SOLID WHITE)
- ⑥ TEMPORARY PAVEMENT MARKING LETTERS AND SYMBOLS - PAINT (SOLID WHITE)

MODEL: I64CI - Plan 37 (Sheet)
FILE NAME: D876M95_sht_MOT_Stage_2.dgn

55 W Van Buren St, Ste 200
Chicago, IL 60605
TEL: 312.787.0707 FAX: 312.787.7322
www.escotoinc.com
Professional Engineering Design Firm No. 18403609-0002
Copyright © 2026

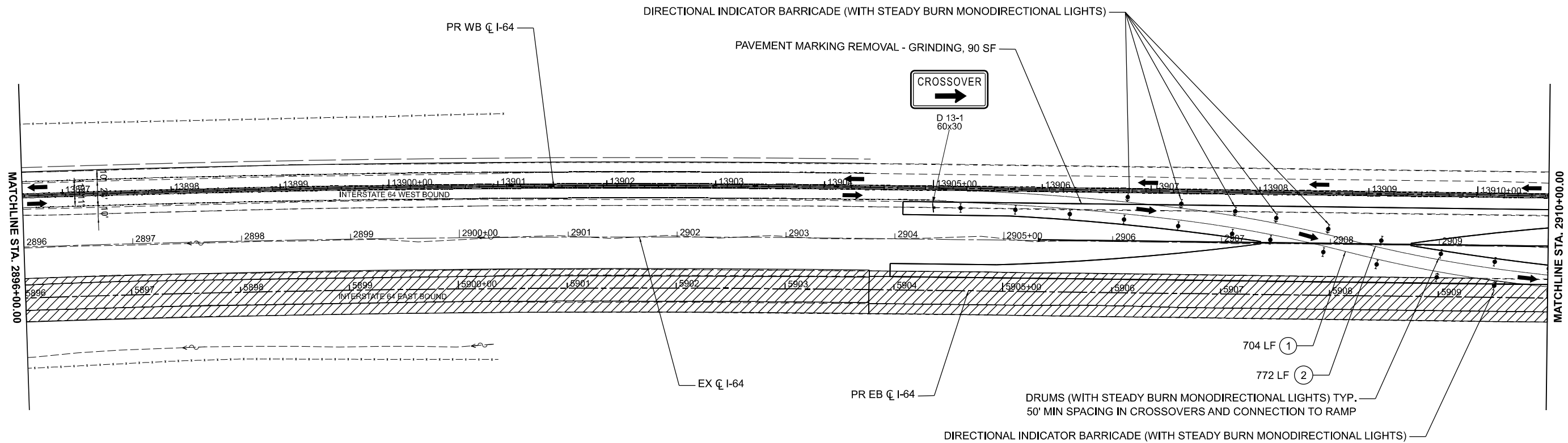
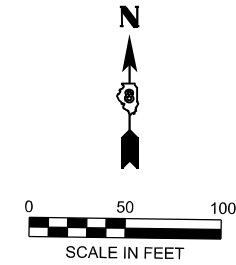
USER NAME = mgesior	DESIGNED - MEG	REVISED -
	DRAWN - MEG	REVISED -
	CHECKED - MTV	REVISED -
PLOT DATE = 5/6/2026	DATE - 5/6/2026	REVISED -

**STATE OF ILLINOIS
DEPARTMENT OF TRANSPORTATION**

**MAINTENANCE OF TRAFFIC - STAGE 2A
I-64**

SCALE: 1" = 50' SHEET 37 OF 40 SHEETS STA. TO STA.

F.A.I. RTE.	SECTION	COUNTY	TOTAL SHEETS	SHEET NO.
64	95-(3,4)RS-2	WASHINGTON	775	309
CONTRACT NO. 76M95				
ILLINOIS FED. AID PROJECT				



LEGEND

- WORK AREA
- SHOULDER IMPROVEMENTS
- DIRECTION OF TRAFFIC
- TEMPORARY CONCRETE BARRIER
- DIRECTIONAL INDICATOR BARRICADE (WITH STEADY BURN MONODIRECTIONAL LIGHT)
- DRUMS (WITH STEADY BURN MONODIRECTIONAL LIGHTS ON TAPER)
- TYPE III BARRICADE
- IMPACT ATTENUATOR
- ① TEMPORARY PAVEMENT MARKING - LINE 6" - PAINT (SOLID WHITE)
- ② TEMPORARY PAVEMENT MARKING - LINE 6" - PAINT (SOLID YELLOW)
- ③ TEMPORARY PAVEMENT MARKING - LINE 8" - PAINT (DOTTED - 9' SKIP 3' DASH)
- ④ TEMPORARY PAVEMENT MARKING - LINE 6" - PAINT (SKIP DASH WHITE - 30 SKIP 10 DASH)
- ⑤ TEMPORARY PAVEMENT MARKING - LINE 24" - PAINT (SOLID WHITE)
- ⑥ TEMPORARY PAVEMENT MARKING LETTERS AND SYMBOLS - PAINT (SOLID WHITE)

MODEL: I64CL - Plan 38 (Sheet)
FILE NAME: D876M95_sht_MOT_Stage_2.dgn

55 W Van Buren St, Ste 200
Chicago, IL 60605
TEL: 312.787.0707 FAX: 312.787.7322
WWW.DESCOTOINC.COM
Professional Engineering Design Firm No. 18403609-0002
Copyright © 2026

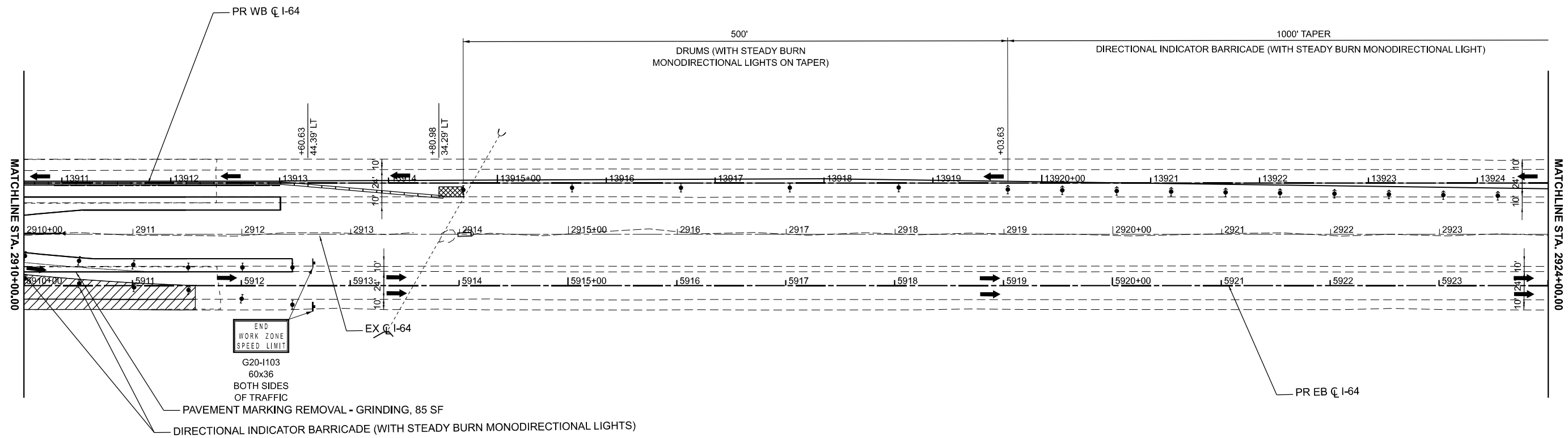
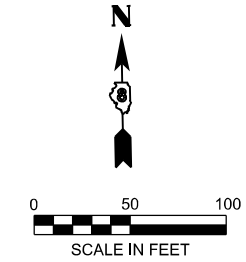
USER NAME = mgesior	DESIGNED - MEG	REVISED -
	DRAWN - MEG	REVISED -
	CHECKED - MTV	REVISED -
PLOT DATE = 5/6/2026	DATE - 5/6/2026	REVISED -

**STATE OF ILLINOIS
DEPARTMENT OF TRANSPORTATION**

**MAINTENANCE OF TRAFFIC - STAGE 2A
I-64**

SCALE: 1" = 50' SHEET 38 OF 40 SHEETS STA. TO STA.

F.A.I. RTE.	SECTION	COUNTY	TOTAL SHEETS	SHEET NO.
64	95-(3,4)RS-2	WASHINGTON	775	310
CONTRACT NO. 76M95				
<small>ILLINOIS FED. AID PROJECT</small>				



LEGEND

- WORK AREA
- SHOULDER IMPROVEMENTS
- DIRECTION OF TRAFFIC
- TEMPORARY CONCRETE BARRIER
- DIRECTIONAL INDICATOR BARRICADE (WITH STEADY BURN MONODIRECTIONAL LIGHT)
- DRUMS (WITH STEADY BURN MONODIRECTIONAL LIGHTS ON TAPER)
- TYPE III BARRICADE
- IMPACT ATTENUATOR
- ① TEMPORARY PAVEMENT MARKING - LINE 6" - PAINT (SOLID WHITE)
- ② TEMPORARY PAVEMENT MARKING - LINE 6" - PAINT (SOLID YELLOW)
- ③ TEMPORARY PAVEMENT MARKING - LINE 8" - PAINT (DOTTED - 9' SKIP 3' DASH)
- ④ TEMPORARY PAVEMENT MARKING - LINE 6" - PAINT (SKIP DASH WHITE - 30 SKIP 10 DASH)
- ⑤ TEMPORARY PAVEMENT MARKING - LINE 24" - PAINT (SOLID WHITE)
- ⑥ TEMPORARY PAVEMENT MARKING LETTERS AND SYMBOLS - PAINT (SOLID WHITE)

MODEL: I64CL - Plan 319 (Sheet)
 FILE NAME: D876M95_sht_MOT_Stage_2.dgn

55 W Van Buren St, Ste 200
 Chicago, IL 60605
 TEL: 312.787.0707 FAX: 312.787.7322
 WWW.ESCOTOINC.COM
Professional Engineering Design Firm No. 18403609-0002
 Copyright © 2026

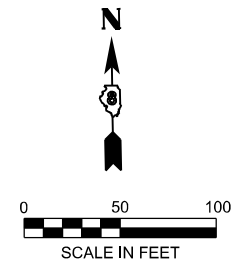
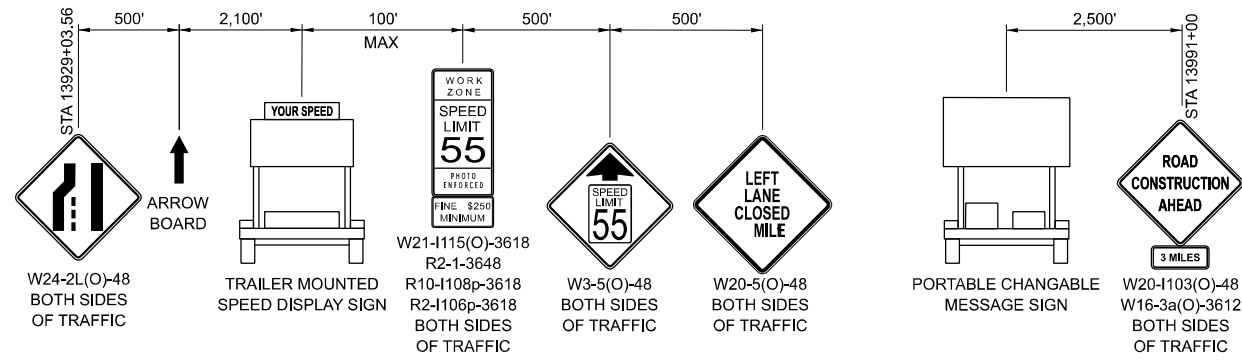
USER NAME = mgesior	DESIGNED - MEG	REVISED -
	DRAWN - MEG	REVISED -
	CHECKED - MTV	REVISED -
PLOT DATE = 5/6/2026	DATE - 5/6/2026	REVISED -

STATE OF ILLINOIS
 DEPARTMENT OF TRANSPORTATION

MAINTENANCE OF TRAFFIC - STAGE 2A
 I-64

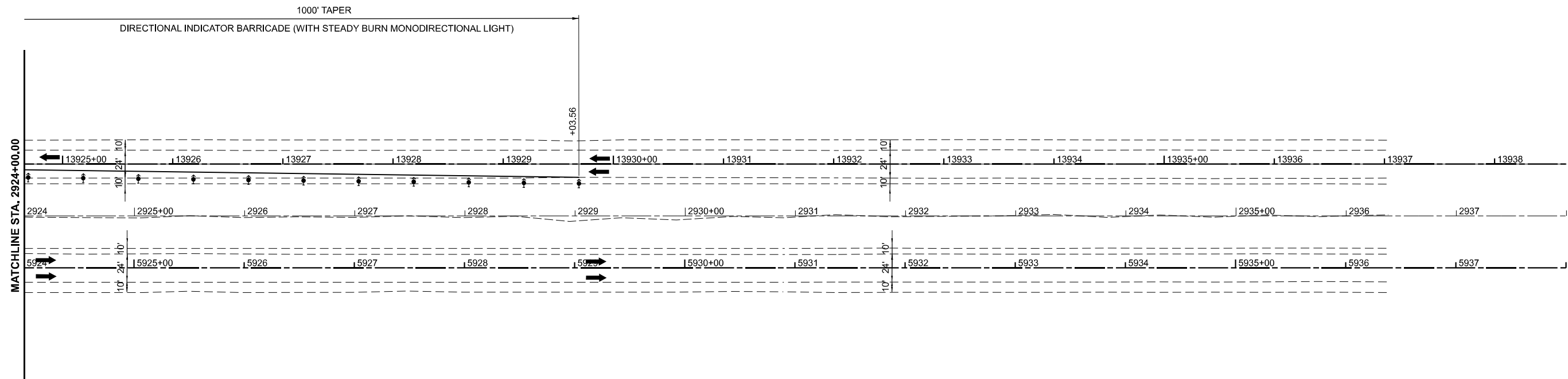
SCALE: 1" = 50' SHEET 39 OF 40 SHEETS STA. TO STA.

F.A.I. RTE.	SECTION	COUNTY	TOTAL SHEETS	SHEET NO.
64	95-(3,4)RS-2	WASHINGTON	775	311
CONTRACT NO. 76M95				
ILLINOIS FED. AID PROJECT				



ADVANCE SIGNING DETAIL

SEE STD 701400
FOR ADDITIONAL INFORMATION



LEGEND

- WORK AREA
- SHOULDER IMPROVEMENTS
- DIRECTION OF TRAFFIC
- TEMPORARY CONCRETE BARRIER
- DIRECTIONAL INDICATOR BARRICADE (WITH STEADY BURN MONODIRECTIONAL LIGHT)
- DRUMS (WITH STEADY BURN MONODIRECTIONAL LIGHTS ON TAPER)
- TYPE III BARRICADE
- IMPACT ATTENUATOR
- TEMPORARY PAVEMENT MARKING - LINE 6" - PAINT (SOLID WHITE)
- TEMPORARY PAVEMENT MARKING - LINE 6" - PAINT (SOLID YELLOW)
- TEMPORARY PAVEMENT MARKING - LINE 8" - PAINT (DOTTED - 9' SKIP 3' DASH)
- TEMPORARY PAVEMENT MARKING - LINE 6" - PAINT (SKIP DASH WHITE - 30 SKIP 10 DASH)
- TEMPORARY PAVEMENT MARKING - LINE 24" - PAINT (SOLID WHITE)
- TEMPORARY PAVEMENT MARKING LETTERS AND SYMBOLS - PAINT (SOLID WHITE)

MODEL: I64CL - Plan 40 (Sheet)
FILE NAME: D876M95_sht_MOT_Stage_2.dgn

55 W Van Buren St, Ste 200
Chicago, IL 60605
TEL: 312.787.0707 FAX: 312.787.7322
WWW.DESCOOTOINC.COM
Professional Engineering Design Firm No. 18403609-0002
Copyright © 2026

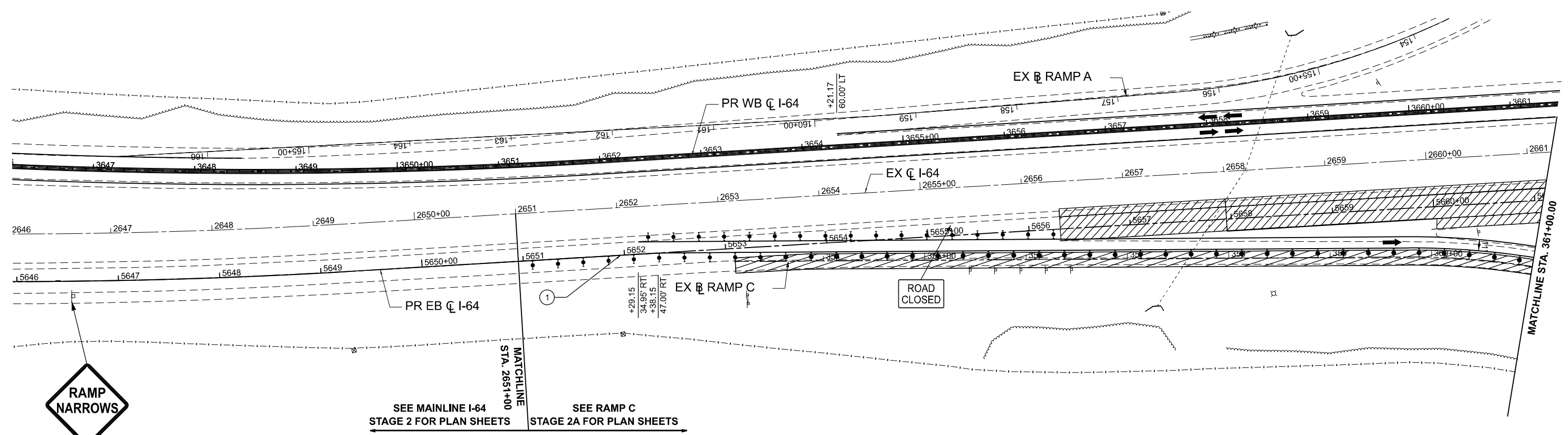
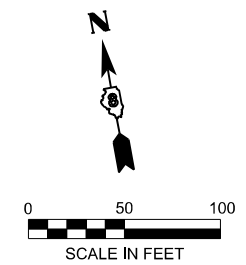
USER NAME = mgesior	DESIGNED - MEG	REVISED -
	DRAWN - MEG	REVISED -
	CHECKED - MTV	REVISED -
PLOT DATE = 5/6/2026	DATE - 5/6/2026	REVISED -

**STATE OF ILLINOIS
DEPARTMENT OF TRANSPORTATION**

**MAINTENANCE OF TRAFFIC - STAGE 2A
I-64**

SCALE: 1" = 50' SHEET 40 OF 40 SHEETS STA. TO STA.

F.A.I. RTE.	SECTION	COUNTY	TOTAL SHEETS	SHEET NO.
64	95-(3,4)RS-2	WASHINGTON	775	312
CONTRACT NO. 76M95				
ILLINOIS FED. AID PROJECT				



SEE MAINLINE I-64
STAGE 2 FOR PLAN SHEETS

SEE RAMP C
STAGE 2A FOR PLAN SHEETS

NOTE:
SEE STAGE 2 I-64 MAINTENANCE OF TRAFFIC PLANS FOR LAYOUT

LEGEND

- WORK AREA
- SHOULDER IMPROVEMENTS
- DIRECTION OF TRAFFIC
- TEMPORARY CONCRETE BARRIER
- DIRECTIONAL INDICATOR BARRICADE (WITH STEADY BURN MONODIRECTIONAL LIGHT)
- DRUMS (WITH STEADY BURN MONODIRECTIONAL LIGHTS ON TAPER)
- TYPE III BARRICADE
- IMPACT ATTENUATOR
- ① TEMPORARY PAVEMENT MARKING - LINE 6" - PAINT (SOLID WHITE)
- ② TEMPORARY PAVEMENT MARKING - LINE 6" - PAINT (SOLID YELLOW)
- ③ TEMPORARY PAVEMENT MARKING - LINE 8" - PAINT (DOTTED - 9' SKIP 3' DASH)
- ④ TEMPORARY PAVEMENT MARKING - LINE 6" - PAINT (SKIP DASH WHITE - 30 SKIP 10 DASH)
- ⑤ TEMPORARY PAVEMENT MARKING - LINE 24" - PAINT (SOLID WHITE)
- ⑥ TEMPORARY PAVEMENT MARKING LETTERS AND SYMBOLS - PAINT (SOLID WHITE)

MODEL: Ramp C (Sheet)
 FILE NAME: c:\pwworking\quigg\des-pw\011tammy.neff-smith\dms02488\0876M95_sht_MCT_Stage 2A Ramps_QE1.dgn



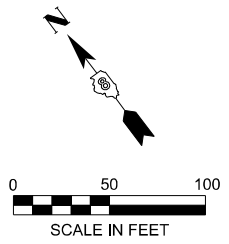
USER NAME = TNeffSmith	DESIGNED - TNS	REVISED -
	DRAWN - TNS	REVISED -
	CHECKED - SDM	REVISED -
PLOT DATE = 1/22/2026	DATE - 5/6/2026	REVISED -

**STATE OF ILLINOIS
DEPARTMENT OF TRANSPORTATION**

**MAINTENANCE OF TRAFFIC - STAGE 2A
RAMP C**

SCALE: 1"=50' SHEET 1 OF 3 SHEETS STA. 346+00.00 TO STA. 361+00.00

F.A.I. RTE.	SECTION	COUNTY	TOTAL SHEETS	SHEET NO.
64	95-(3,4)RS-2	WASHINGTON	775	313
CONTRACT NO. 76M95				
ILLINOIS FED. AID PROJECT				

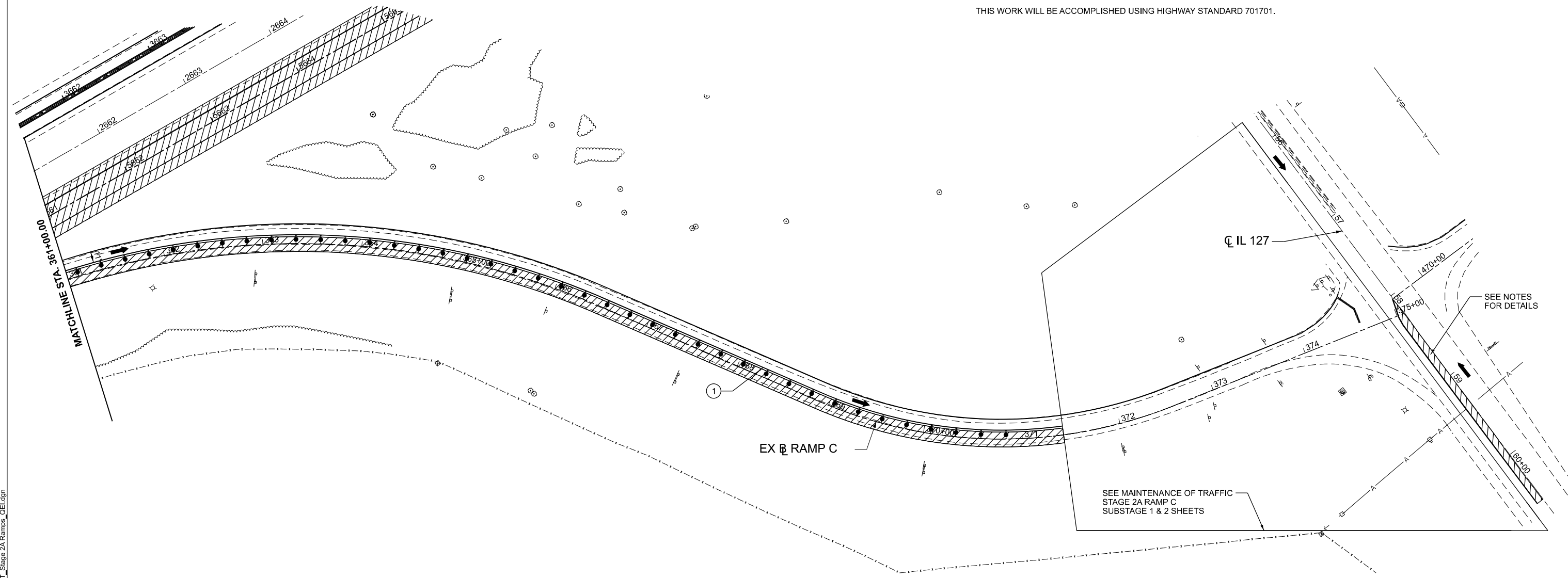


NOTES:

PRIOR TO STAGE 2A, THE MEDIAN LOCATED ON IL 127 WILL NEED TO BE PARTIALLY REMOVED AND REPLACED WITH TEMPORARY PAVEMENT. ANY SAW CUTS NECESSARY FOR THE REMOVAL OF THE MEDIAN AND CURB WILL BE INCIDENTAL TO MEDIAN REMOVAL.

ONCE THE PORTION OF MEDIAN ON IL 127 HAS BEEN REMOVED, THE ISLAND ON RAMP C WILL BE REMOVED AND REPLACED WITH TEMPORARY PAVEMENT. ANY SAW CUTS NECESSARY FOR THE REMOVAL OF THE ISLAND AND CURB WILL BE INCIDENTAL TO ISLAND REMOVAL.

THIS WORK WILL BE ACCOMPLISHED USING HIGHWAY STANDARD 701701.



LEGEND

- WORK AREA
- SHOULDER IMPROVEMENTS
- DIRECTION OF TRAFFIC
- TEMPORARY CONCRETE BARRIER
- DIRECTIONAL INDICATOR BARRICADE (WITH STEADY BURN MONODIRECTIONAL LIGHT)
- DRUMS (WITH STEADY BURN MONODIRECTIONAL LIGHTS ON TAPER)
- TYPE III BARRICADE
- IMPACT ATTENUATOR
- TEMPORARY PAVEMENT MARKING - LINE 6" - PAINT (SOLID WHITE)
- TEMPORARY PAVEMENT MARKING - LINE 6" - PAINT (SOLID YELLOW)
- TEMPORARY PAVEMENT MARKING - LINE 8" - PAINT (DOTTED - 9' SKIP 3' DASH)
- TEMPORARY PAVEMENT MARKING - LINE 6" - PAINT (SKIP DASH WHITE - 30 SKIP 10 DASH)
- TEMPORARY PAVEMENT MARKING - LINE 24" - PAINT (SOLID WHITE)
- TEMPORARY PAVEMENT MARKING LETTERS AND SYMBOLS - PAINT (SOLID WHITE)

SEE MAINTENANCE OF TRAFFIC
STAGE 2A RAMP C
SUBSTAGE 1 & 2 SHEETS

SEE NOTES
FOR DETAILS

MODEL: Ramp_C-1 (Sheet)
FILE NAME: c:\pwworking\quigg\des-pvc-01\tammy.neff-smith\dms02488\B76M95_sht_MOT_Stage 2A Ramps_QEI.dgn

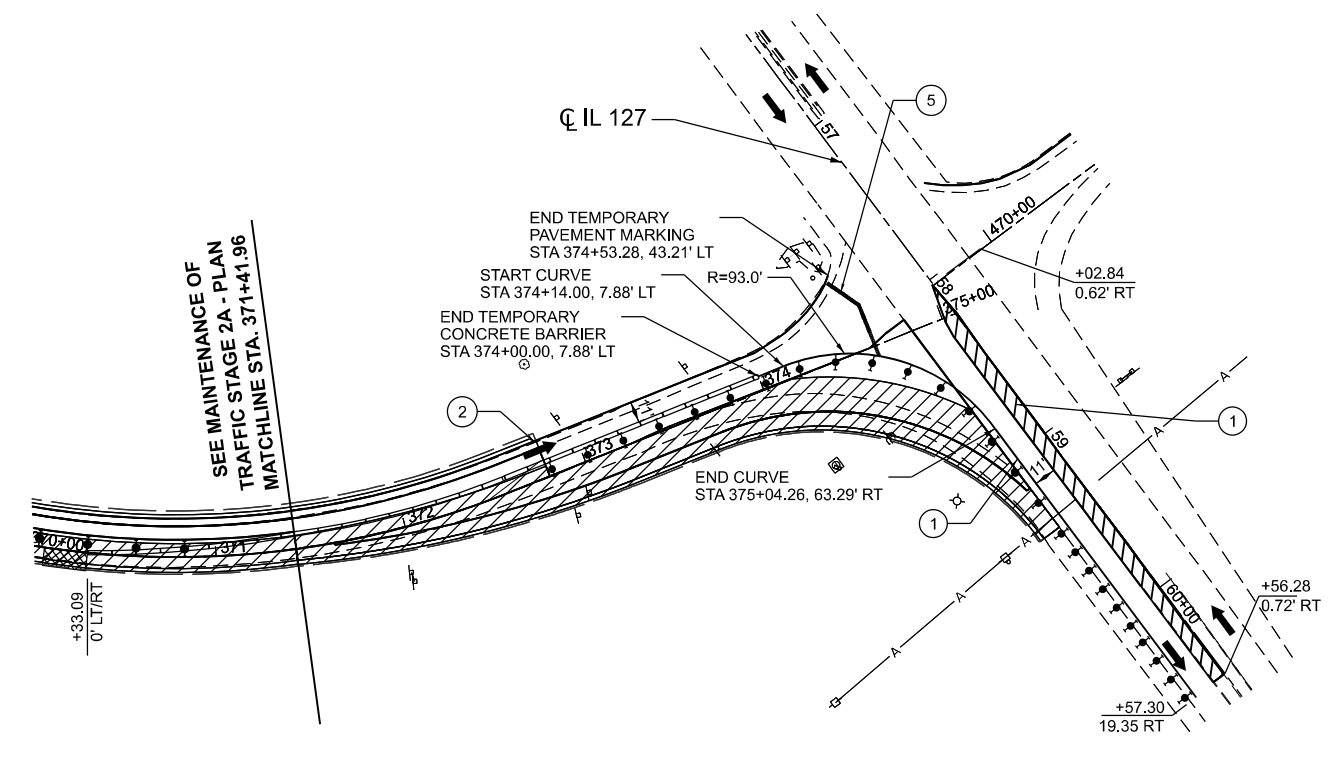
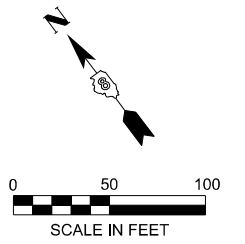


USER NAME = TNeftSmith	DESIGNED - TNS	REVISED -
	DRAWN - TNS	REVISED -
	CHECKED - SDM	REVISED -
PLOT DATE = 1/22/2026	DATE - 5/6/2026	REVISED -

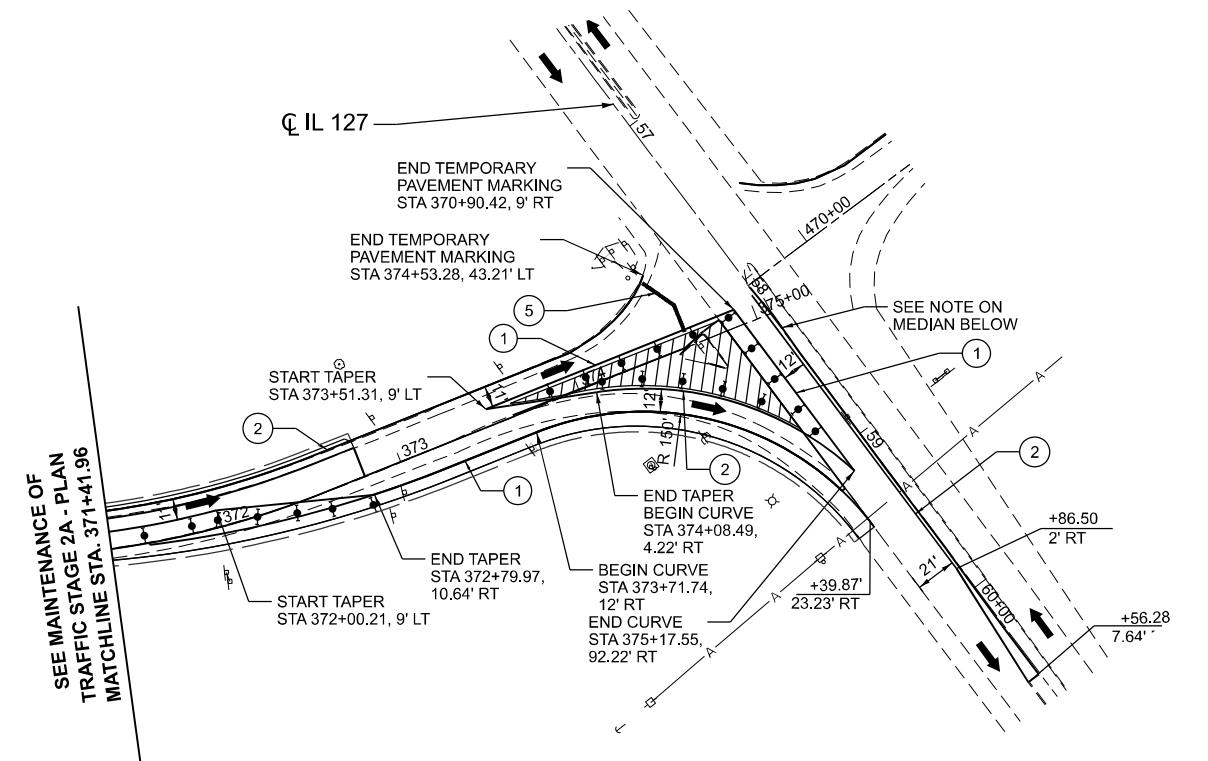
**STATE OF ILLINOIS
DEPARTMENT OF TRANSPORTATION**

MAINTENANCE OF TRAFFIC - STAGE 2A RAMP C			
SCALE: 1"=50'	SHEET 2	OF 3 SHEETS	STA. 361+00.00 TO STA. 376+00.00

F.A.I. RTE.	SECTION	COUNTY	TOTAL SHEETS	SHEET NO.
64	95-(3,4)RS-2	WASHINGTON	775	314
CONTRACT NO. 76M95				
ILLINOIS FED. AID PROJECT				



SUBSTAGE 1



SUBSTAGE 2

- NOTES:
1. MEDIAN WILL BE CONSTRUCTED USING HIGHWAY STANDARD 701701 AND SHALL BE COMPLETED AFTER RAMP C PAVEMENT HAS BEEN COMPLETED.
 2. TO MEET THE INTENT OF THE CURRENT IDOT DROP-OFF POLICY, THE CONTRACTOR SHALL NOT LEAVE ANY DROP-OFF GREATER THAN 1.5' OVERNIGHT OR WHEN WORKERS ARE NOT PRESENT. EXCAVATION OPERATIONS SHALL BE PLANNED SUCH THAT DROP-OFFS ARE IMMEDIATELY BACKFILLED TO WITHIN 1.5" OF THE PAVED SURFACE. ALL MATERIAL AND LABOR IN ORDER TO MEET THE DROP-OFF POLICY ARE INCIDENTAL TO PORTLAND CEMENT CONCRETE PAVEMENT 9" (JOINTED).

LEGEND

- WORK AREA
- SHOULDER IMPROVEMENTS
- DIRECTION OF TRAFFIC
- TEMPORARY CONCRETE BARRIER
- DIRECTIONAL INDICATOR BARRICADE (WITH STEADY BURN MONODIRECTIONAL LIGHT)
- DRUMS (WITH STEADY BURN MONODIRECTIONAL LIGHTS ON TAPER)
- TYPE III BARRICADE
- IMPACT ATTENUATOR
- ① TEMPORARY PAVEMENT MARKING - LINE 6" - PAINT (SOLID WHITE)
- ② TEMPORARY PAVEMENT MARKING - LINE 6" - PAINT (SOLID YELLOW)
- ③ TEMPORARY PAVEMENT MARKING - LINE 8" - PAINT (DOTTED - 9' SKIP 3' DASH)
- ④ TEMPORARY PAVEMENT MARKING - LINE 6" - PAINT (SKIP DASH WHITE - 30 SKIP 10 DASH)
- ⑤ TEMPORARY PAVEMENT MARKING - LINE 24" - PAINT (SOLID WHITE)
- ⑥ TEMPORARY PAVEMENT MARKING LETTERS AND SYMBOLS - PAINT (SOLID WHITE)

MODEL: Ramp C-2 (Sheet) FILE NAME: c:\pwworking\quigg\des-pvc-01\tammy.neff-smith\dms02488\876M95_sht_MOT_Stage 2A Ramps_QEI.dgn



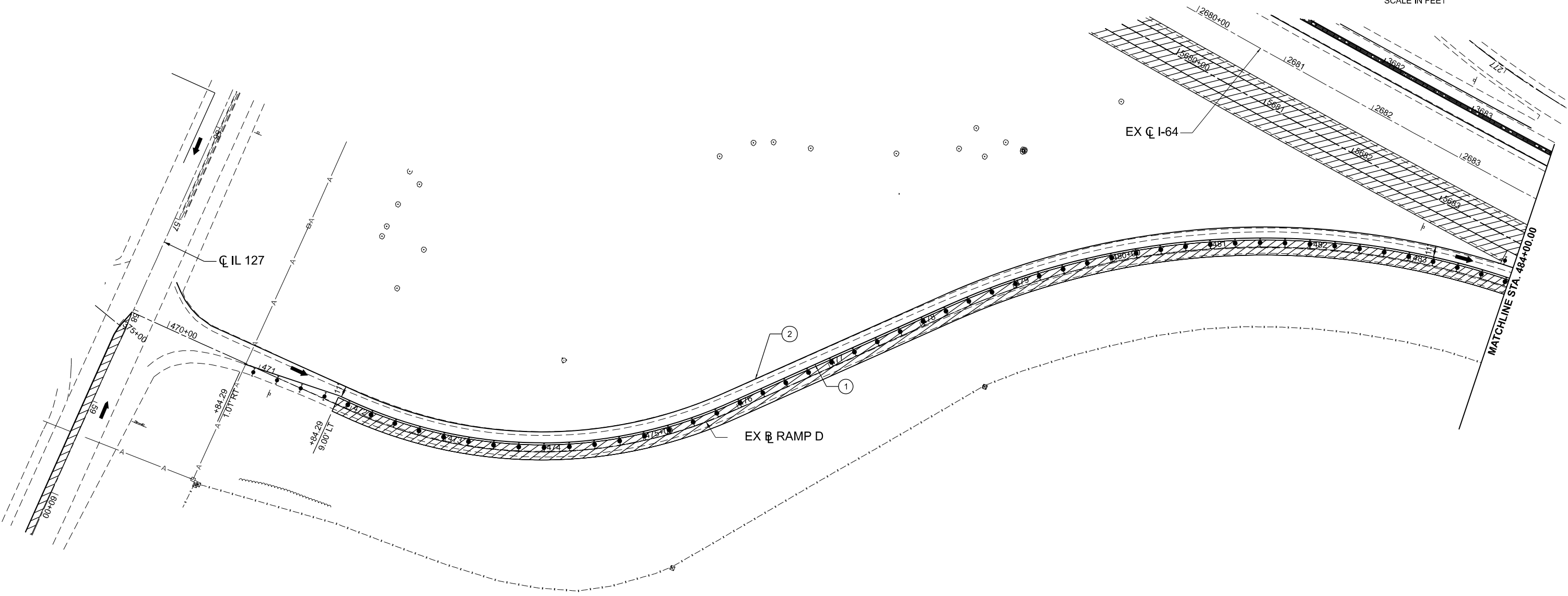
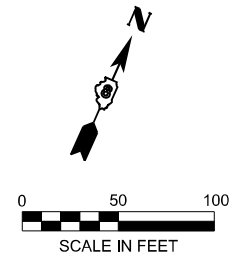
USER NAME = TNeffSmith	DESIGNED - MKB	REVISED -
	DRAWN - MKB	REVISED -
	CHECKED - SDM	REVISED -
PLOT DATE = 3/6/2026	DATE - 5/6/2026	REVISED -

**STATE OF ILLINOIS
DEPARTMENT OF TRANSPORTATION**

**MAINTENANCE OF TRAFFIC - STAGE 2A - SUBSTAGE 1&2
RAMP C & IL 127 INTERSECTION**

SCALE: 1"=50' SHEET 3 OF 3 SHEETS STA. 372+00.00 TO STA. 376+00.00

F.A.I. RTE.	SECTION	COUNTY	TOTAL SHEETS	SHEET NO.
64	95-(3,4)RS-2	WASHINGTON	775	315
CONTRACT NO. 76M95				
ILLINOIS FED. AID PROJECT				



LEGEND

- WORK AREA
- SHOULDER IMPROVEMENTS
- DIRECTION OF TRAFFIC
- TEMPORARY CONCRETE BARRIER
- DIRECTIONAL INDICATOR BARRICADE (WITH STEADY BURN MONODIRECTIONAL LIGHT)
- DRUMS (WITH STEADY BURN MONODIRECTIONAL LIGHTS ON TAPER)
- TYPE III BARRICADE
- IMPACT ATTENUATOR
- TEMPORARY PAVEMENT MARKING - LINE 6" - PAINT (SOLID WHITE)
- TEMPORARY PAVEMENT MARKING - LINE 6" - PAINT (SOLID YELLOW)
- TEMPORARY PAVEMENT MARKING - LINE 8" - PAINT (DOTTED - 9' SKIP 3' DASH)
- TEMPORARY PAVEMENT MARKING - LINE 6" - PAINT (SKIP DASH WHITE - 30 SKIP 10 DASH)
- TEMPORARY PAVEMENT MARKING - LINE 24" - PAINT (SOLID WHITE)
- TEMPORARY PAVEMENT MARKING LETTERS AND SYMBOLS - PAINT (SOLID WHITE)

MODEL: Ramp D (Sheet)
 FILE NAME: c:\pwworking\quigg\des-pw\011tammy.neff-smith\dms02488\B76M95_sht_MOT_Stage 2A Ramps_QEI.dgn

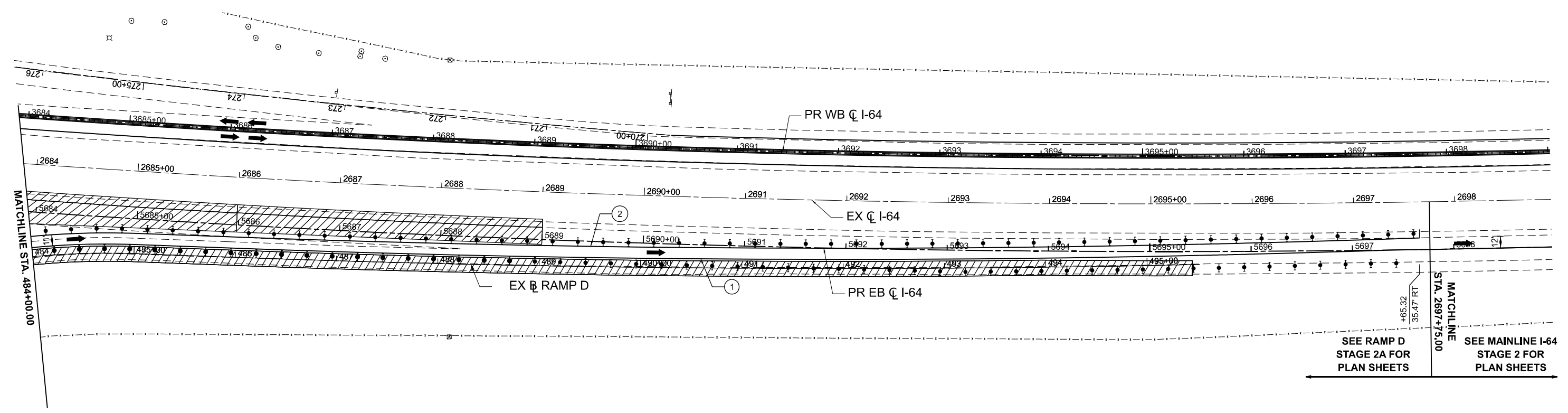
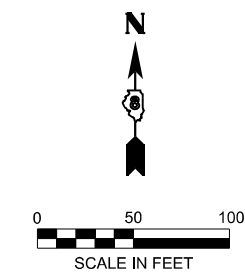


USER NAME = TNeftSmith	DESIGNED - TNS	REVISED -
	DRAWN - TNS	REVISED -
	CHECKED - SDM	REVISED -
PLOT DATE = 3/16/2026	DATE - 5/6/2026	REVISED -

**STATE OF ILLINOIS
DEPARTMENT OF TRANSPORTATION**

MAINTENANCE OF TRAFFIC - STAGE 2A RAMP D			
SCALE: 1"=50'	SHEET 1	OF 2 SHEETS	STA. 469+00.00 TO STA. 484+00.00

F.A.I. RTE.	SECTION	COUNTY	TOTAL SHEETS	SHEET NO.
64	95-(3,4)RS-2	WASHINGTON	775	316
CONTRACT NO. 76M95				
ILLINOIS FED. AID PROJECT				



SEE RAMP D
STAGE 2A FOR
PLAN SHEETS

SEE MAINLINE I-64
STAGE 2 FOR
PLAN SHEETS

NOTE:
SEE STAGE 2 I-64 MAINTENANCE OF TRAFFIC PLANS FOR LAYOUT

LEGEND

- WORK AREA
- SHOULDER IMPROVEMENTS
- DIRECTION OF TRAFFIC
- TEMPORARY CONCRETE BARRIER
- DIRECTIONAL INDICATOR BARRICADE (WITH STEADY BURN MONODIRECTIONAL LIGHT)
- DRUMS (WITH STEADY BURN MONODIRECTIONAL LIGHTS ON TAPER)
- TYPE III BARRICADE
- IMPACT ATTENUATOR
- ① TEMPORARY PAVEMENT MARKING - LINE 6" - PAINT (SOLID WHITE)
- ② TEMPORARY PAVEMENT MARKING - LINE 6" - PAINT (SOLID YELLOW)
- ③ TEMPORARY PAVEMENT MARKING - LINE 8" - PAINT (DOTTED - 9' SKIP 3' DASH)
- ④ TEMPORARY PAVEMENT MARKING - LINE 6" - PAINT (SKIP DASH WHITE - 30 SKIP 10 DASH)
- ⑤ TEMPORARY PAVEMENT MARKING - LINE 24" - PAINT (SOLID WHITE)
- ⑥ TEMPORARY PAVEMENT MARKING LETTERS AND SYMBOLS - PAINT (SOLID WHITE)

MODEL: Ramp D-1 (Sheet)
FILE NAME: c:\pwworking\qei\des-p\p\01\sean_maxwell\dms02488\0676195_sht_MOT_Stage 2A Ramps_QEI.dgn



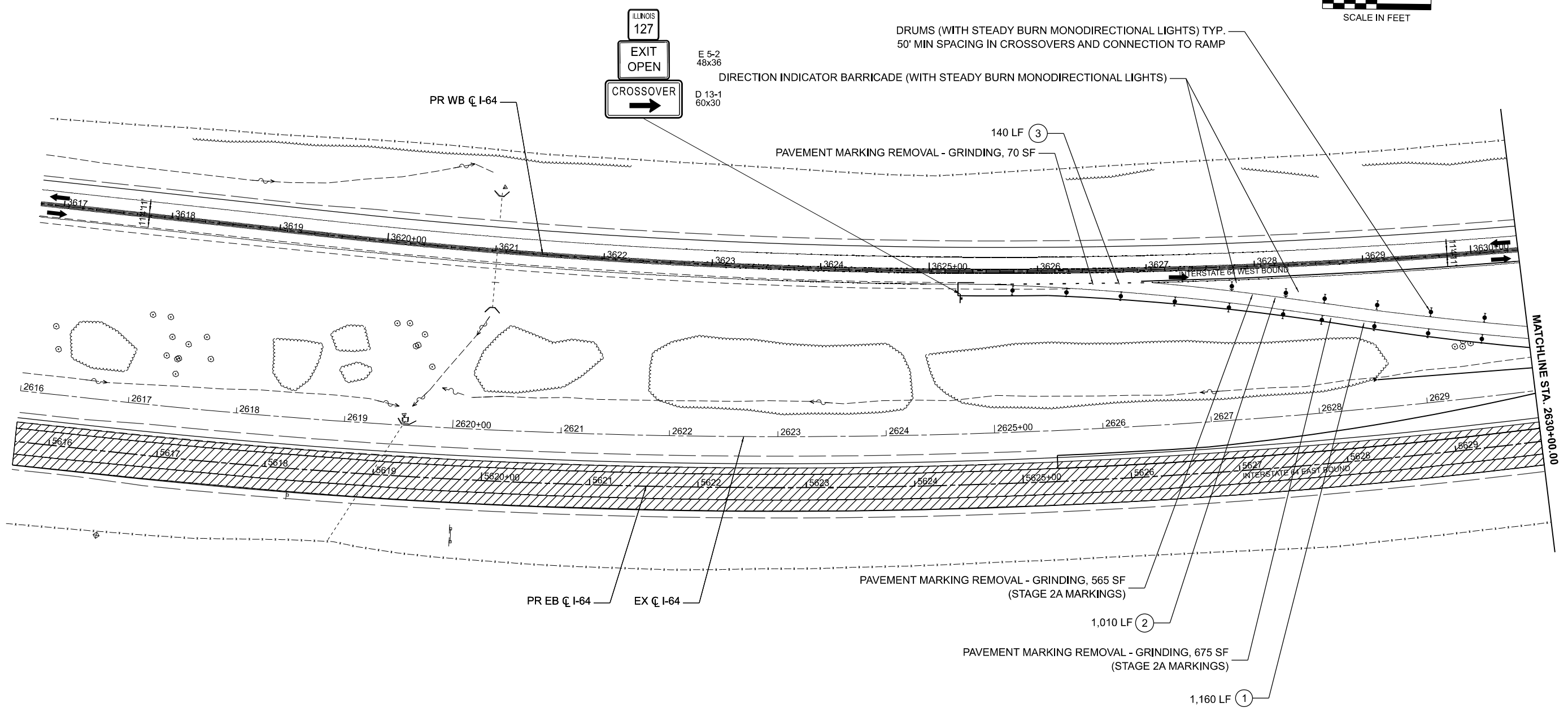
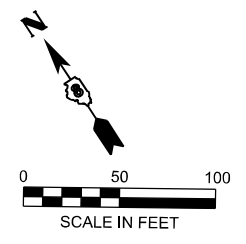
USER NAME = MBennett	DESIGNED - TNS	REVISED -
	DRAWN - TNS	REVISED -
	CHECKED - SDM	REVISED -
PLOT DATE = 3/18/2026	DATE - 5/6/2026	REVISED -

**STATE OF ILLINOIS
DEPARTMENT OF TRANSPORTATION**

**MAINTENANCE OF TRAFFIC - STAGE 2A
RAMP D**

SCALE: 1"=50' SHEET 2 OF 2 SHEETS STA. 484+00.00 TO STA. 499+00.00

F.A.I. RTE.	SECTION	COUNTY	TOTAL SHEETS	SHEET NO.
64	95-(3,4)RS-2	WASHINGTON	775	317
CONTRACT NO. 76M95				
ILLINOIS FED. AID PROJECT				



LEGEND

- WORK AREA
- SHOULDER IMPROVEMENTS
- DIRECTION OF TRAFFIC
- TEMPORARY CONCRETE BARRIER
- DIRECTIONAL INDICATOR BARRICADE (WITH STEADY BURN MONODIRECTIONAL LIGHT)
- DRUMS (WITH STEADY BURN MONODIRECTIONAL LIGHTS ON TAPER)
- TYPE III BARRICADE
- IMPACT ATTENUATOR
- ① TEMPORARY PAVEMENT MARKING - LINE 6" - PAINT (SOLID WHITE)
- ② TEMPORARY PAVEMENT MARKING - LINE 6" - PAINT (SOLID YELLOW)
- ③ TEMPORARY PAVEMENT MARKING - LINE 8" - PAINT (DOTTED - 9' SKIP 3' DASH)
- ④ TEMPORARY PAVEMENT MARKING - LINE 6" - PAINT (SKIP DASH WHITE - 30 SKIP 10 DASH)
- ⑤ TEMPORARY PAVEMENT MARKING - LINE 24" - PAINT (SOLID WHITE)
- ⑥ TEMPORARY PAVEMENT MARKING LETTERS AND SYMBOLS - PAINT (SOLID WHITE)

MODEL: I64CL-1 - Plan 1 (Sheet)
 FILE NAME: D876M95_sht_MOT_Stage_2B.dgn

55 W Van Buren St, Ste 200
 Chicago, IL 60605
 TEL: 312.787.0707 FAX: 312.787.7322
 WWW.ESCOOTOINC.COM
Professional Engineering Design Firm No. 18403609-0002
 Copyright © 2026

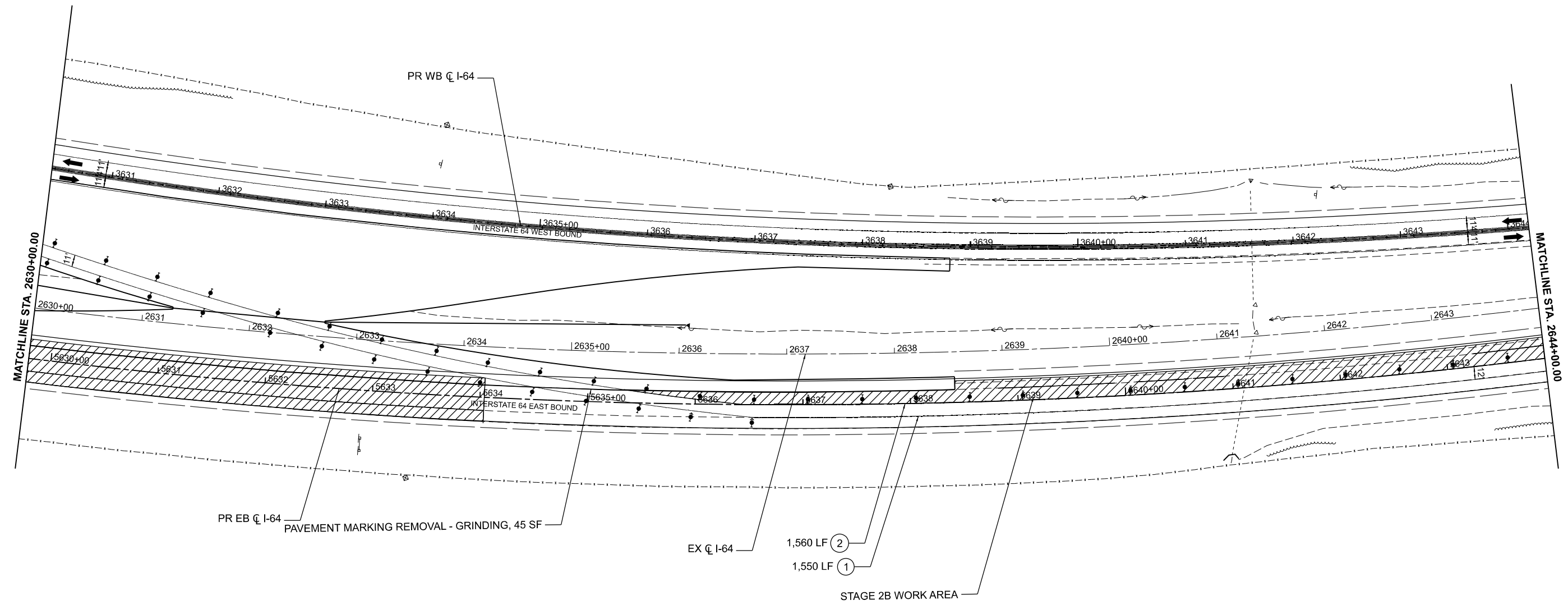
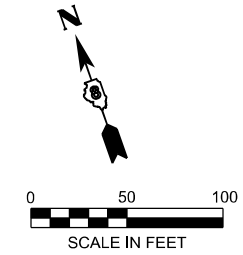
USER NAME = mgesior	DESIGNED - MEG	REVISED -
	DRAWN - MEG	REVISED -
	CHECKED - MTV	REVISED -
PLOT DATE = 5/6/2026	DATE - 5/6/2026	REVISED -

STATE OF ILLINOIS
DEPARTMENT OF TRANSPORTATION

MAINTENANCE OF TRAFFIC - STAGE 2B
I-64

SCALE: 1" = 50' SHEET 1 OF 5 SHEETS STA. TO STA.

F.A.I. RTE.	SECTION	COUNTY	TOTAL SHEETS	SHEET NO.
64	95-(3,4)RS-2	WASHINGTON	775	318
CONTRACT NO. 76M95				
<small>ILLINOIS FED. AID PROJECT</small>				



LEGEND

- WORK AREA
- SHOULDER IMPROVEMENTS
- DIRECTION OF TRAFFIC
- TEMPORARY CONCRETE BARRIER
- DIRECTIONAL INDICATOR BARRICADE (WITH STEADY BURN MONODIRECTIONAL LIGHT)
- DRUMS (WITH STEADY BURN MONODIRECTIONAL LIGHTS ON TAPER)
- TYPE III BARRICADE
- IMPACT ATTENUATOR
- ① TEMPORARY PAVEMENT MARKING - LINE 6" - PAINT (SOLID WHITE)
- ② TEMPORARY PAVEMENT MARKING - LINE 6" - PAINT (SOLID YELLOW)
- ③ TEMPORARY PAVEMENT MARKING - LINE 8" - PAINT (DOTTED - 9' SKIP 3' DASH)
- ④ TEMPORARY PAVEMENT MARKING - LINE 6" - PAINT (SKIP DASH WHITE - 30 SKIP 10 DASH)
- ⑤ TEMPORARY PAVEMENT MARKING - LINE 24" - PAINT (SOLID WHITE)
- ⑥ TEMPORARY PAVEMENT MARKING LETTERS AND SYMBOLS - PAINT (SOLID WHITE)

MODEL: I64CL-1 - Plan 2 (Sheet)
 FILE NAME: D876M95_sht_MOT_Stage_2B.dgn

55 W Van Buren St, Ste 200
 Chicago, IL 60605
 TEL: 312.787.0707 FAX: 312.787.7322
 WWW.ESCOOTI.COM
A Professional Engineering Design Firm No. 18403609-0002
 Copyright © 2026

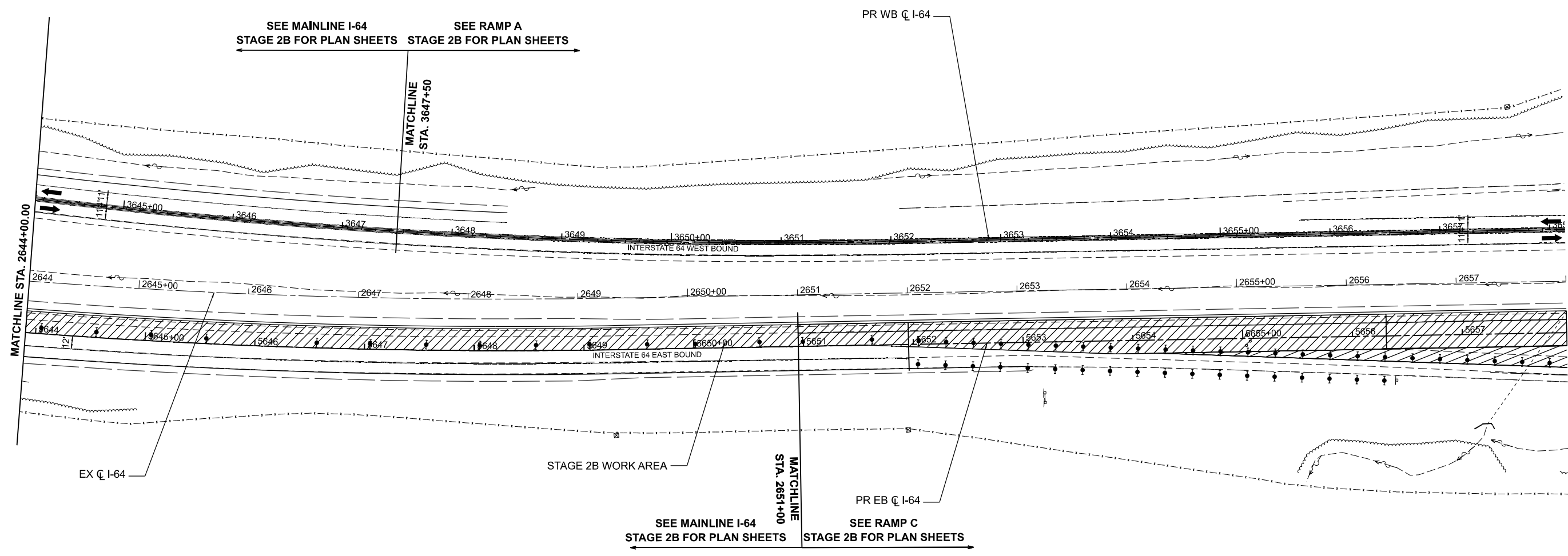
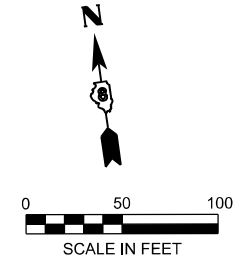
USER NAME = mgesior	DESIGNED - MEG	REVISED -
	DRAWN - MEG	REVISED -
	CHECKED - MTV	REVISED -
PLOT DATE = 5/6/2026	DATE - 5/6/2026	REVISED -

STATE OF ILLINOIS
DEPARTMENT OF TRANSPORTATION

MAINTENANCE OF TRAFFIC - STAGE 2B
I-64

SCALE: 1" = 50' SHEET 2 OF 5 SHEETS STA. TO STA.

F.A.I. RTE.	SECTION	COUNTY	TOTAL SHEETS	SHEET NO.
64	95-(3,4)RS-2	WASHINGTON	775	319
CONTRACT NO. 76M95				
ILLINOIS FED. AID PROJECT				



LEGEND

- WORK AREA
- SHOULDER IMPROVEMENTS
- DIRECTION OF TRAFFIC
- TEMPORARY CONCRETE BARRIER
- DIRECTIONAL INDICATOR BARRICADE (WITH STEADY BURN MONODIRECTIONAL LIGHT)
- DRUMS (WITH STEADY BURN MONODIRECTIONAL LIGHTS ON TAPER)
- TYPE III BARRICADE
- IMPACT ATTENUATOR
- ① TEMPORARY PAVEMENT MARKING - LINE 6" - PAINT (SOLID WHITE)
- ② TEMPORARY PAVEMENT MARKING - LINE 6" - PAINT (SOLID YELLOW)
- ③ TEMPORARY PAVEMENT MARKING - LINE 8" - PAINT (DOTTED - 9' SKIP 3' DASH)
- ④ TEMPORARY PAVEMENT MARKING - LINE 6" - PAINT (SKIP DASH WHITE - 30 SKIP 10 DASH)
- ⑤ TEMPORARY PAVEMENT MARKING - LINE 24" - PAINT (SOLID WHITE)
- ⑥ TEMPORARY PAVEMENT MARKING LETTERS AND SYMBOLS - PAINT (SOLID WHITE)

MODEL: I64CL-1-Plan_3 (Sheet)
 FILE NAME: D876M95_sht_MOT_Stage_2B.dgn

55 W Van Buren St, Ste 200
 Chicago, IL 60605
 TEL: 312.787.0707 FAX: 312.787.7322
 WWW.ESCOTOINC.COM
Professional Engineering Design Firm No. 18403809-0002
 Copyright © 2026

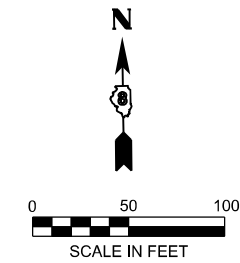
USER NAME = mgesior	DESIGNED - MEG	REVISED -
	DRAWN - MEG	REVISED -
	CHECKED - MTV	REVISED -
PLOT DATE = 5/6/2026	DATE - 5/6/2026	REVISED -

STATE OF ILLINOIS
DEPARTMENT OF TRANSPORTATION

MAINTENANCE OF TRAFFIC - STAGE 2B
I-64

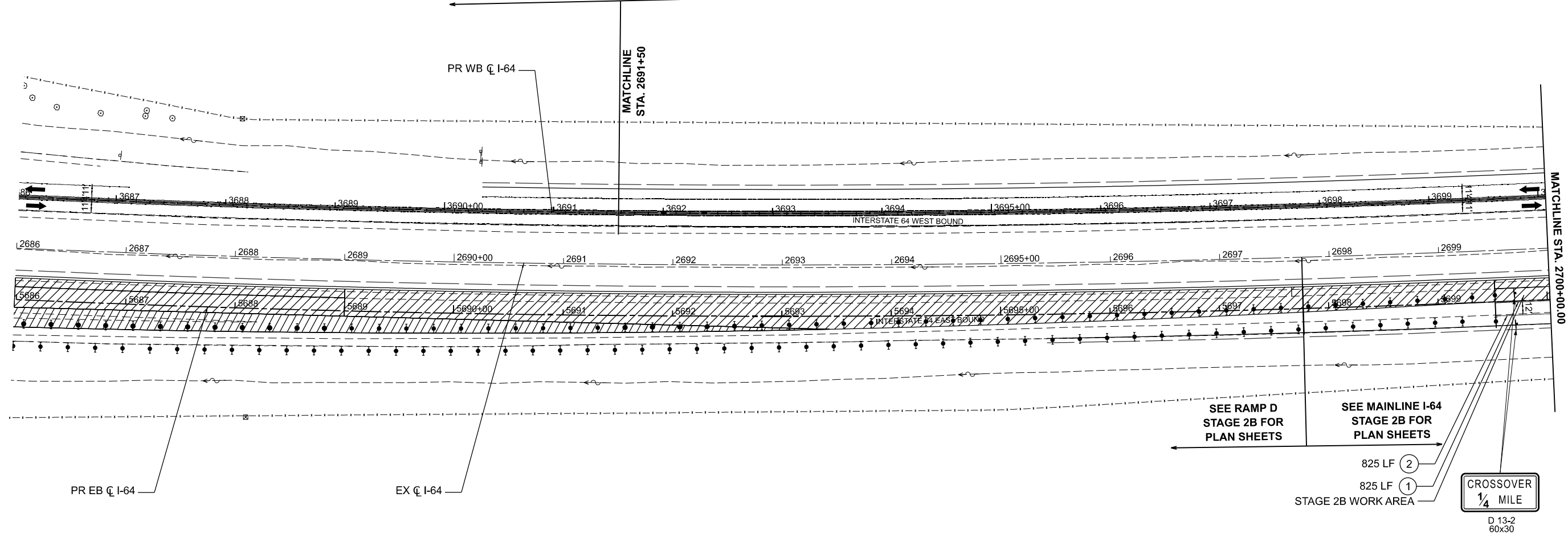
SCALE: 1" = 50' SHEET 3 OF 5 SHEETS STA. TO STA.

F.A.I. RTE.	SECTION	COUNTY	TOTAL SHEETS	SHEET NO.
64	95-(3,4)RS-2	WASHINGTON	775	320
CONTRACT NO. 76M95				
ILLINOIS FED. AID PROJECT				



SEE RAMP B
STAGE 2B FOR PLAN SHEETS

SEE MAINLINE I-64
STAGE 2B FOR PLAN SHEETS



LEGEND

- WORK AREA
- SHOULDER IMPROVEMENTS
- DIRECTION OF TRAFFIC
- TEMPORARY CONCRETE BARRIER
- DIRECTIONAL INDICATOR BARRICADE (WITH STEADY BURN MONODIRECTIONAL LIGHT)
- DRUMS (WITH STEADY BURN MONODIRECTIONAL LIGHTS ON TAPER)
- TYPE III BARRICADE
- IMPACT ATTENUATOR
- TEMPORARY PAVEMENT MARKING - LINE 6" - PAINT (SOLID WHITE)
- TEMPORARY PAVEMENT MARKING - LINE 6" - PAINT (SOLID YELLOW)
- TEMPORARY PAVEMENT MARKING - LINE 8" - PAINT (DOTTED - 9' SKIP 3' DASH)
- TEMPORARY PAVEMENT MARKING - LINE 6" - PAINT (SKIP DASH WHITE - 30 SKIP 10 DASH)
- TEMPORARY PAVEMENT MARKING - LINE 24" - PAINT (SOLID WHITE)
- TEMPORARY PAVEMENT MARKING LETTERS AND SYMBOLS - PAINT (SOLID WHITE)

MODEL: I64CL-2-Plan 4 (Sheet)
FILE NAME: D876M95_sht_MOT_Stage_2B.dgn

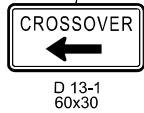
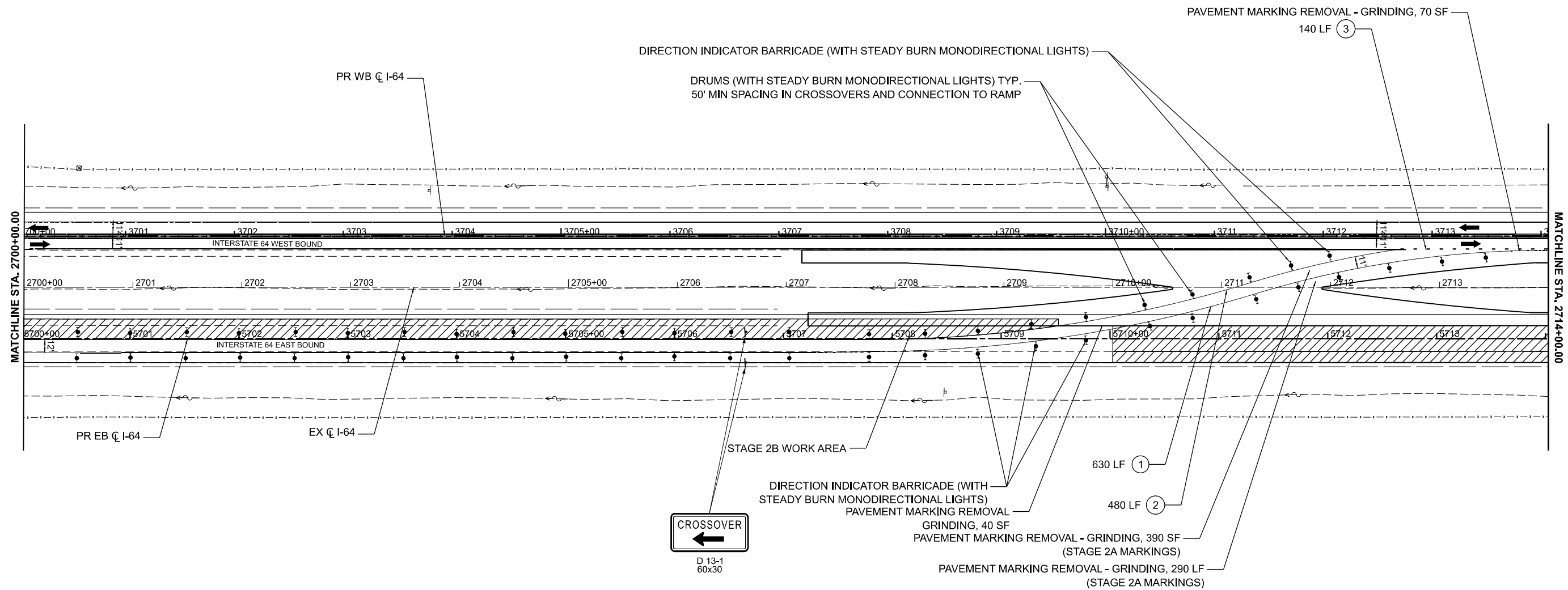
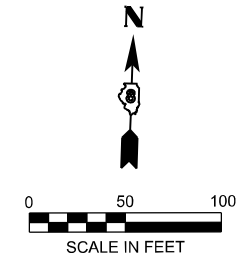
55 W Van Buren St, Ste 200
Chicago, IL 60605
TEL: 312.787.0707 FAX: 312.787.7322
WWW.DESCOTOINC.COM
A Professional Engineering Design Firm No. 18403609-0002
Copyright © 2026

USER NAME = mgesior	DESIGNED - MEG	REVISED -
	DRAWN - MEG	REVISED -
	CHECKED - MTV	REVISED -
PLOT DATE = 5/6/2026	DATE - 5/6/2026	REVISED -

**STATE OF ILLINOIS
DEPARTMENT OF TRANSPORTATION**

MAINTENANCE OF TRAFFIC - STAGE 2B			
I-64			
SCALE: 1" = 50'	SHEET 4	OF 5 SHEETS	STA. TO STA.

F.A.I. RTE.	SECTION	COUNTY	TOTAL SHEETS	SHEET NO.
64	95-(3,4)RS-2	WASHINGTON	775	321
CONTRACT NO. 76M95				
ILLINOIS FED. AID PROJECT				



LEGEND

- WORK AREA
- SHOULDER IMPROVEMENTS
- DIRECTION OF TRAFFIC
- TEMPORARY CONCRETE BARRIER
- DIRECTIONAL INDICATOR BARRICADE (WITH STEADY BURN MONODIRECTIONAL LIGHT)
- DRUMS (WITH STEADY BURN MONODIRECTIONAL LIGHTS ON TAPER)
- TYPE III BARRICADE
- IMPACT ATTENUATOR
- TEMPORARY PAVEMENT MARKING - LINE 6" - PAINT (SOLID WHITE)
- TEMPORARY PAVEMENT MARKING - LINE 6" - PAINT (SOLID YELLOW)
- TEMPORARY PAVEMENT MARKING - LINE 8" - PAINT (DOTTED - 9' SKIP 3' DASH)
- TEMPORARY PAVEMENT MARKING - LINE 6" - PAINT (SKIP DASH WHITE - 30 SKIP 10 DASH)
- TEMPORARY PAVEMENT MARKING - LINE 24" - PAINT (SOLID WHITE)
- TEMPORARY PAVEMENT MARKING LETTERS AND SYMBOLS - PAINT (SOLID WHITE)

MODEL: I64CL-2-Plan 5 (Sheet)
FILE NAME: D876M95_sht_MOT_Stage_2B.dgn

dEscoto, Inc.
55 W Van Buren St, Ste 200
Chicago, IL 60605
TEL: 312.787.0707 FAX: 312.787.7322
WWW.DESCO.COM
Professional Engineering Design Firm No. 18403609-0002
Copyright © 2026

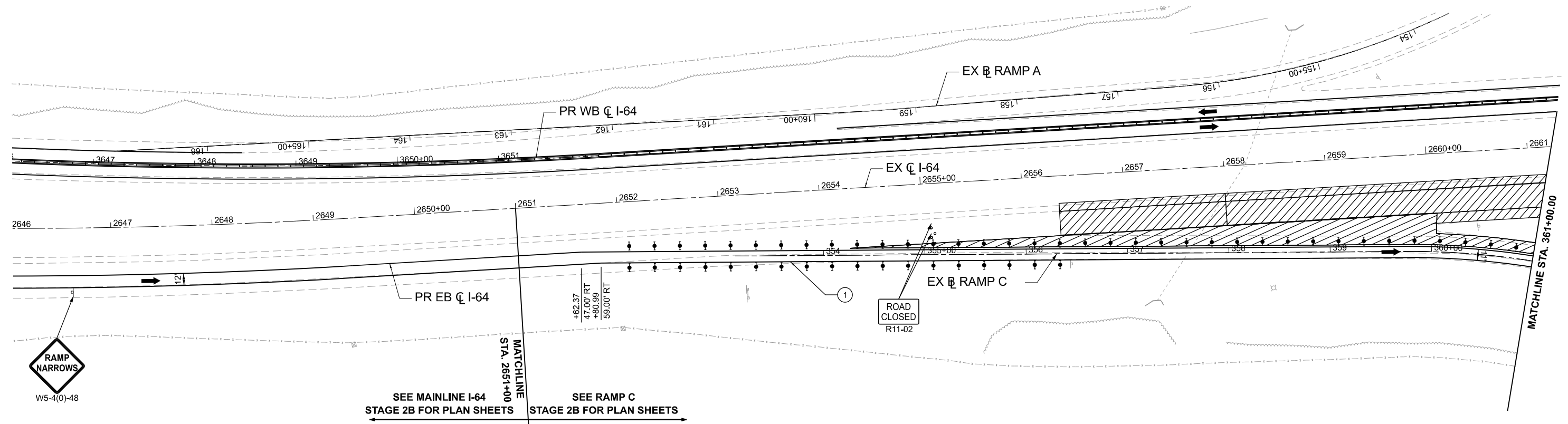
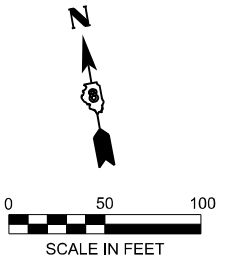
USER NAME = mgesior	DESIGNED - MEG	REVISED -
	DRAWN - MEG	REVISED -
	CHECKED - MTV	REVISED -
PLOT DATE = 5/6/2026	DATE - 5/6/2026	REVISED -

**STATE OF ILLINOIS
DEPARTMENT OF TRANSPORTATION**

**MAINTENANCE OF TRAFFIC - STAGE 2B
I-64**

SCALE: 1" = 50' SHEET 5 OF 5 SHEETS STA. TO STA.

F.A.I. RTE.	SECTION	COUNTY	TOTAL SHEETS	SHEET NO.
64	95-(3,4)RS-2	WASHINGTON	775	322
CONTRACT NO. 76M95				
ILLINOIS FED. AID PROJECT				



SEE MAINLINE I-64
STAGE 2B FOR PLAN SHEETS

SEE RAMP C
STAGE 2B FOR PLAN SHEETS

NOTE:
SEE STAGE 2 I-64 MAINTENANCE OF TRAFFIC PLANS FOR LAYOUT

LEGEND

- WORK AREA
- IMPACT ATTENUATOR
- SHOULDER IMPROVEMENTS
- DIRECTION OF TRAFFIC
- TEMPORARY CONCRETE BARRIER
- TEMPORARY PAVEMENT MARKING - LINE 6" - PAINT (SOLID WHITE)
- TEMPORARY PAVEMENT MARKING - LINE 6" - PAINT (SOLID YELLOW)
- TEMPORARY PAVEMENT MARKING - LINE 8" - PAINT (DOTTED - 9' SKIP 3' DASH)
- TEMPORARY PAVEMENT MARKING - LINE 6" - PAINT (SKIP DASH WHITE - 30 SKIP 10 DASH)
- TEMPORARY PAVEMENT MARKING - LINE 24" - PAINT (SOLID WHITE)
- TEMPORARY PAVEMENT MARKING LETTERS AND SYMBOLS - PAINT (SOLID WHITE)
- DIRECTIONAL INDICATOR BARRICADE (WITH STEADY BURN MONODIRECTIONAL LIGHT)
- DRUMS (WITH STEADY BURN MONODIRECTIONAL LIGHTS ON TAPER)
- TYPE III BARRICADE

MODEL: Ramp_C (Sheet)
FILE NAME: c:\pwworking\quigg\des-pw\01\max_bennett\mms\2488\0876M95_sht_MOT_Stage 2B Ramps_QEI.dgn



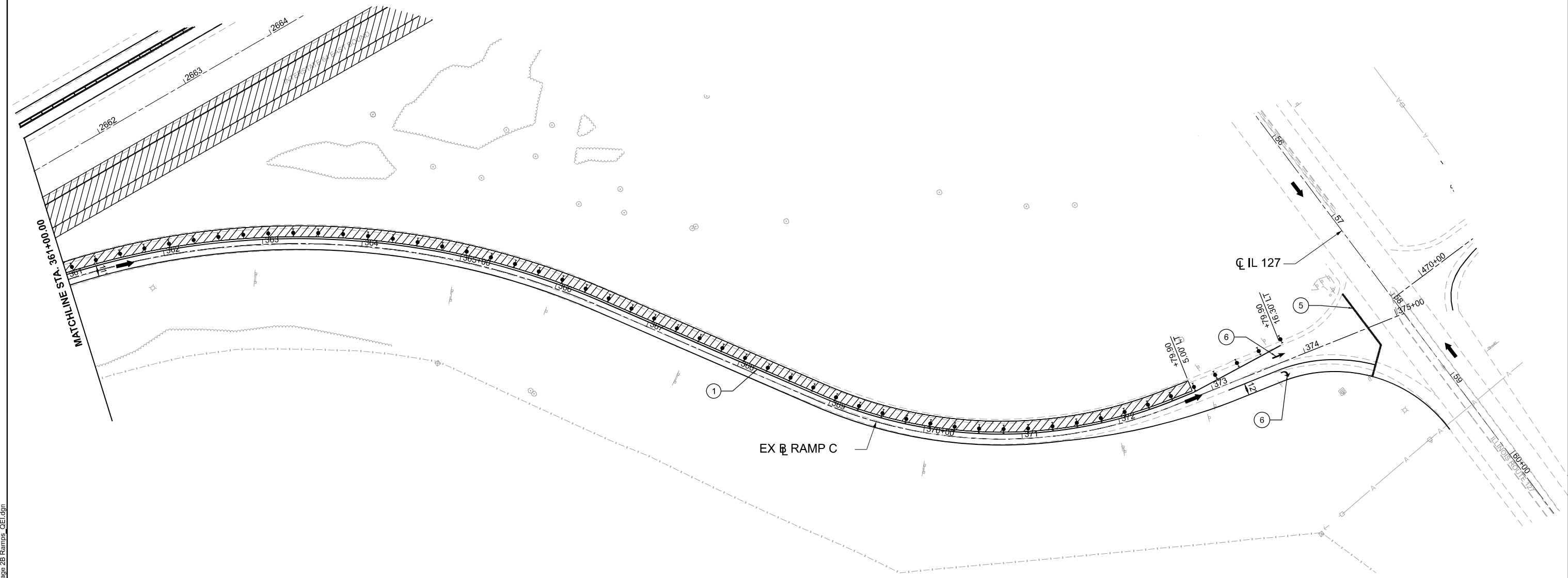
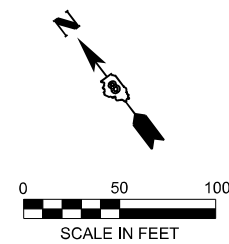
USER NAME = MBennett	DESIGNED - TNS	REVISED -
	DRAWN - TNS	REVISED -
	CHECKED - SDM	REVISED -
PLOT DATE = 3/18/2026	DATE - 5/6/2026	REVISED -

**STATE OF ILLINOIS
DEPARTMENT OF TRANSPORTATION**

**MAINTENANCE OF TRAFFIC - STAGE 2B
RAMP C**

SCALE: 1"=50' SHEET 1 OF 2 SHEETS STA. 346+00.00 TO STA. 361+00.00

F.A.I. RTE.	SECTION	COUNTY	TOTAL SHEETS	SHEET NO.
64	95-(3,4)RS-2	WASHINGTON	775	323
CONTRACT NO. 76M95				
ILLINOIS FED. AID PROJECT				



MODEL: Ramp_C-1 (Sheet)
 FILE NAME: c:\pwworking\quigg\des-p\01\max_bennett\ms02488\0876M95_sht_MOT_Stage 2B Ramps_06E1.dgn

LEGEND

- | | |
|--|--|
| WORK AREA | IMPACT ATTENUATOR |
| SHOULDER IMPROVEMENTS | ① TEMPORARY PAVEMENT MARKING - LINE 6" - PAINT (SOLID WHITE) |
| DIRECTION OF TRAFFIC | ② TEMPORARY PAVEMENT MARKING - LINE 6" - PAINT (SOLID YELLOW) |
| TEMPORARY CONCRETE BARRIER | ③ TEMPORARY PAVEMENT MARKING - LINE 8" - PAINT (DOTTED - 9' SKIP 3' DASH) |
| DIRECTIONAL INDICATOR BARRICADE (WITH STEADY BURN MONODIRECTIONAL LIGHT) | ④ TEMPORARY PAVEMENT MARKING - LINE 6" - PAINT (SKIP DASH WHITE - 30 SKIP 10 DASH) |
| DRUMS (WITH STEADY BURN MONODIRECTIONAL LIGHTS ON TAPER) | ⑤ TEMPORARY PAVEMENT MARKING - LINE 24" - PAINT (SOLID WHITE) |
| TYPE III BARRICADE | ⑥ TEMPORARY PAVEMENT MARKING LETTERS AND SYMBOLS - PAINT (SOLID WHITE) |



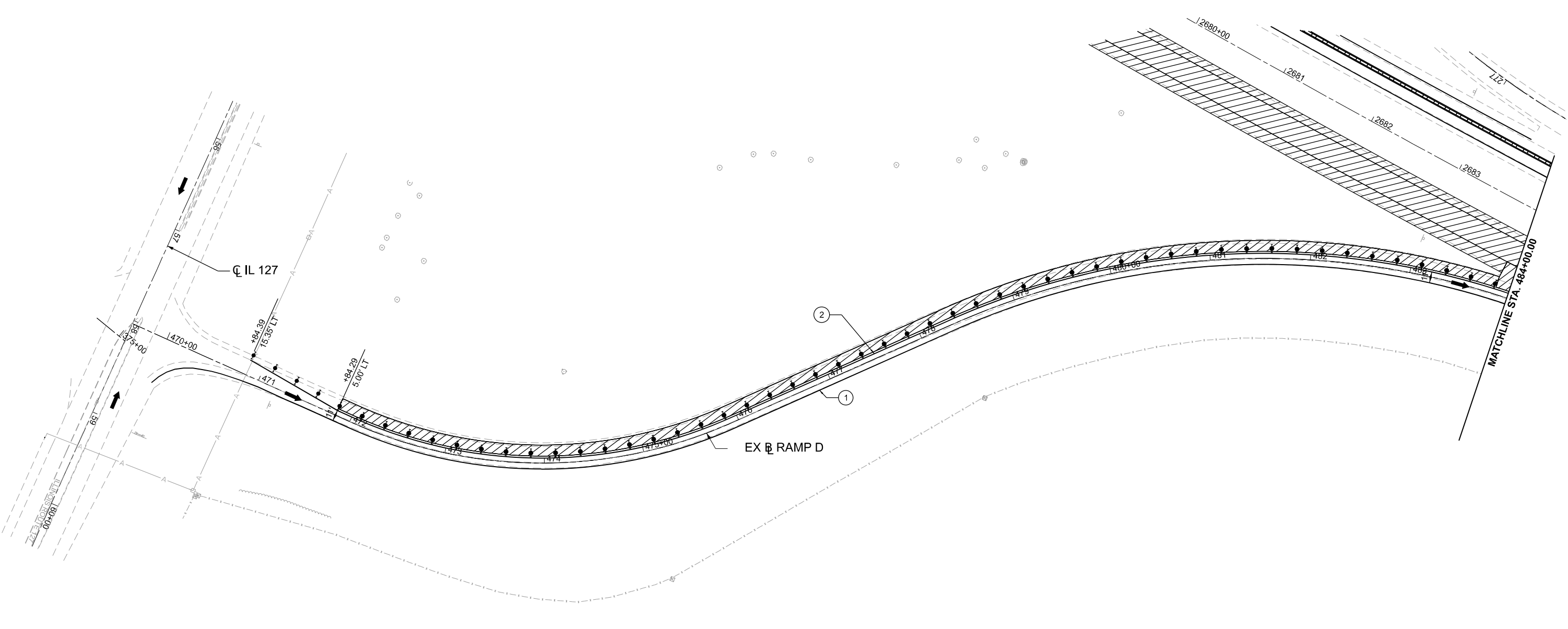
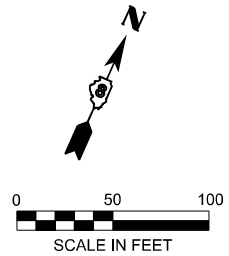
USER NAME = MBennett	DESIGNED - TNS	REVISED -
	DRAWN - TNS	REVISED -
	CHECKED - SDM	REVISED -
PLOT DATE = 3/18/2026	DATE - 5/6/2026	REVISED -

**STATE OF ILLINOIS
DEPARTMENT OF TRANSPORTATION**

**MAINTENANCE OF TRAFFIC - STAGE 2B
RAMP C**









SCALE: 1"=50' SHEET 2 OF 2 SHEETS STA. 361+00.00 TO STA. 376+00.00

F.A.I. RTE.	SECTION	COUNTY	TOTAL SHEETS	SHEET NO.
64	95-(3,4)RS-2	WASHINGTON	775	324
CONTRACT NO. 76M95				
ILLINOIS FED. AID PROJECT				



MODEL: Ramp D (Sheet)
 FILE NAME: c:\pwworking\quigg\des-pw\011tammy.neff-smith\dms02488\0876M95_sht_MOT_Stage 2B Ramps_QEI.dgn

LEGEND

- | | |
|--|---|
|  WORK AREA |  IMPACT ATTENUATOR |
|  SHOULDER IMPROVEMENTS | ① TEMPORARY PAVEMENT MARKING - LINE 6" - PAINT (SOLID WHITE) |
|  DIRECTION OF TRAFFIC | ② TEMPORARY PAVEMENT MARKING - LINE 6" - PAINT (SOLID YELLOW) |
|  TEMPORARY CONCRETE BARRIER | ③ TEMPORARY PAVEMENT MARKING - LINE 8" - PAINT (DOTTED - 9' SKIP 3' DASH) |
|  DIRECTIONAL INDICATOR BARRICADE (WITH STEADY BURN MONODIRECTIONAL LIGHT) | ④ TEMPORARY PAVEMENT MARKING - LINE 6" - PAINT (SKIP DASH WHITE - 30 SKIP 10 DASH) |
|  DRUMS (WITH STEADY BURN MONODIRECTIONAL LIGHTS ON TAPER) | ⑤ TEMPORARY PAVEMENT MARKING - LINE 24" - PAINT (SOLID WHITE) |
|  TYPE III BARRICADE | ⑥ TEMPORARY PAVEMENT MARKING LETTERS AND SYMBOLS - PAINT (SOLID WHITE) |



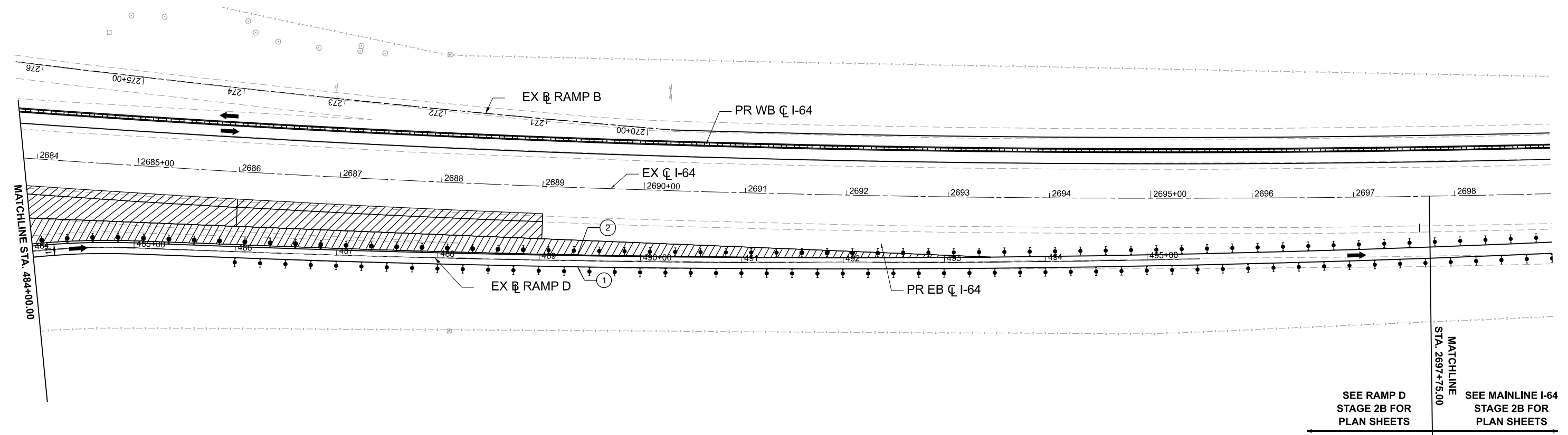
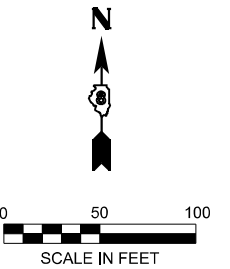
USER NAME = TNeffSmith	DESIGNED - TNS	REVISED -
	DRAWN - TNS	REVISED -
	CHECKED - SDM	REVISED -
PLOT DATE = 1/29/2026	DATE - 5/6/2026	REVISED -

**STATE OF ILLINOIS
DEPARTMENT OF TRANSPORTATION**

**MAINTENANCE OF TRAFFIC - STAGE 2B
RAMP D**

SCALE: 1"=50' SHEET 1 OF 2 SHEETS STA. 469+00.00 TO STA. 484+00.00

F.A.I. RTE.	SECTION	COUNTY	TOTAL SHEETS	SHEET NO.
64	95-(3,4)RS-2	WASHINGTON	775	325
CONTRACT NO. 76M95				
ILLINOIS FED. AID PROJECT				



SEE RAMP D
STAGE 2B FOR
PLAN SHEETS

SEE MAINLINE I-64
STAGE 2B FOR
PLAN SHEETS

LEGEND

- WORK AREA
- SHOULDER IMPROVEMENTS
- DIRECTION OF TRAFFIC
- TEMPORARY CONCRETE BARRIER
- DIRECTIONAL INDICATOR BARRICADE (WITH STEADY BURN MONODIRECTIONAL LIGHT)
- DRUMS (WITH STEADY BURN MONODIRECTIONAL LIGHTS ON TAPER)
- TYPE III BARRICADE
- IMPACT ATTENUATOR
- ① TEMPORARY PAVEMENT MARKING - LINE 6" - PAINT (SOLID WHITE)
- ② TEMPORARY PAVEMENT MARKING - LINE 6" - PAINT (SOLID YELLOW)
- ③ TEMPORARY PAVEMENT MARKING - LINE 8" - PAINT (DOTTED - 9' SKIP 3' DASH)
- ④ TEMPORARY PAVEMENT MARKING - LINE 6" - PAINT (SKIP DASH WHITE - 30 SKIP 10 DASH)
- ⑤ TEMPORARY PAVEMENT MARKING - LINE 24" - PAINT (SOLID WHITE)
- ⑥ TEMPORARY PAVEMENT MARKING LETTERS AND SYMBOLS - PAINT (SOLID WHITE)

MODEL: Ramp D-1 (Sheet)
 FILE NAME: c:\pwworking\quigg\des-pw\011tammy.neff-smith\dms02488\876M95_sht_MOT_Stage_2B Ramps_CEL.dgn



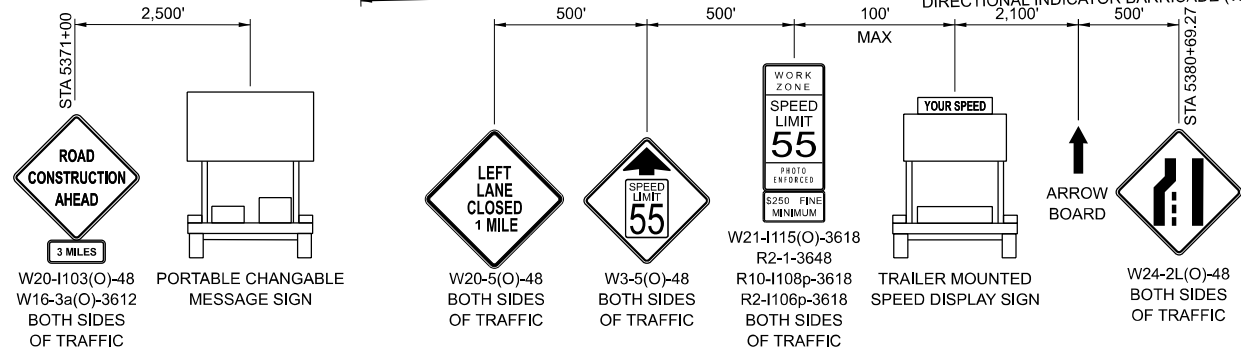
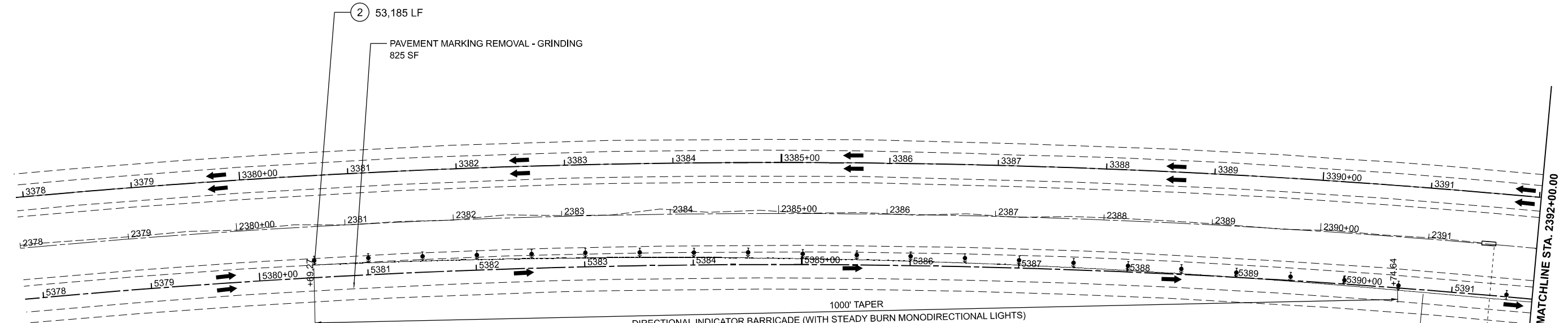
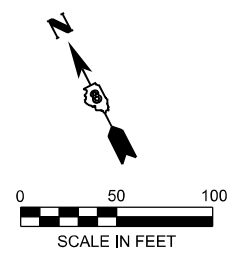
USER NAME = MBennett	DESIGNED - TNS	REVISED -
	DRAWN - TNS	REVISED -
	CHECKED - SDM	REVISED -
PLOT DATE = 3/18/2026	DATE - 5/6/2026	REVISED -

**STATE OF ILLINOIS
DEPARTMENT OF TRANSPORTATION**

**MAINTENANCE OF TRAFFIC - STAGE 2B
RAMP D**

SCALE: 1"=50' SHEET 2 OF 2 SHEETS STA. 484+00.00 TO STA. 499+00.00

F.A.I. RTE.	SECTION	COUNTY	TOTAL SHEETS	SHEET NO.
64	95-(3,4)RS-2	WASHINGTON	775	326
CONTRACT NO. 76M95				
ILLINOIS FED. AID PROJECT				



ADVANCE SIGNING DETAIL
SEE STD 701400
FOR ADDITIONAL INFORMATION

LEGEND

- WORK AREA
- SHOULDER IMPROVEMENTS
- DIRECTION OF TRAFFIC
- TEMPORARY CONCRETE BARRIER
- DIRECTIONAL INDICATOR BARRICADE (WITH STEADY BURN MONODIRECTIONAL LIGHT)
- DRUMS (WITH STEADY BURN MONODIRECTIONAL LIGHTS ON TAPER)
- TYPE III BARRICADE
- IMPACT ATTENUATOR
- ① TEMPORARY PAVEMENT MARKING - LINE 6" - PAINT (SOLID WHITE)
- ② TEMPORARY PAVEMENT MARKING - LINE 6" - PAINT (SOLID YELLOW)
- ③ TEMPORARY PAVEMENT MARKING - LINE 8" - PAINT (DOTTED - 9' SKIP 3' DASH)
- ④ TEMPORARY PAVEMENT MARKING - LINE 6" - PAINT (SKIP DASH WHITE - 30 SKIP 10 DASH)
- ⑤ TEMPORARY PAVEMENT MARKING - LINE 24" - PAINT (SOLID WHITE)
- ⑥ TEMPORARY PAVEMENT MARKING LETTERS AND SYMBOLS - PAINT (SOLID WHITE)

MODEL: I64CL-S-Plan 1 (Sheet)
FILE NAME: D876M95_sht_MOT_Stage_3.dgn

dEscoto, Inc.
55 W Van Buren St, Ste 200
Chicago, IL 60605
TEL: 312.787.0707 FAX: 312.787.7322
WWW.ESCOTOINC.COM
Professional Engineering Design Firm No. 18403609-0002
Copyright © 2026

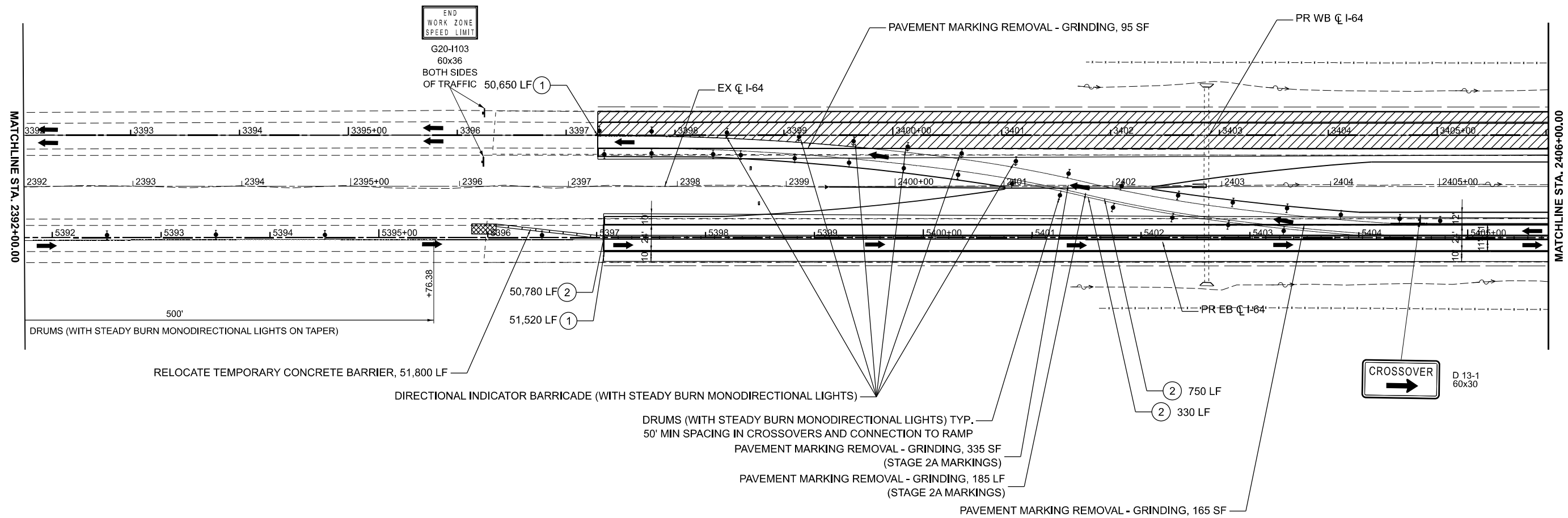
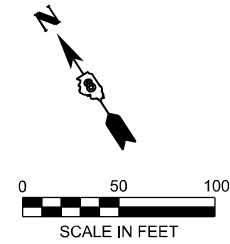
USER NAME = mgesior	DESIGNED - MEG	REVISED -
	DRAWN - MEG	REVISED -
	CHECKED - MTV	REVISED -
PLOT DATE = 5/6/2026	DATE - 5/6/2026	REVISED -

**STATE OF ILLINOIS
DEPARTMENT OF TRANSPORTATION**

**MAINTENANCE OF TRAFFIC - STAGE 3A
I-64**

SCALE: 1" = 50' SHEET 1 OF 40 SHEETS STA. TO STA.

F.A.I. RTE.	SECTION	COUNTY	TOTAL SHEETS	SHEET NO.
64	95-(3,4)RS-2	WASHINGTON	775	327
CONTRACT NO. 76M95				
ILLINOIS FED. AID PROJECT				



LEGEND

- WORK AREA
- SHOULDER IMPROVEMENTS
- DIRECTION OF TRAFFIC
- TEMPORARY CONCRETE BARRIER
- DIRECTIONAL INDICATOR BARRICADE (WITH STEADY BURN MONODIRECTIONAL LIGHT)
- DRUMS (WITH STEADY BURN MONODIRECTIONAL LIGHTS ON TAPER)
- TYPE III BARRICADE
- IMPACT ATTENUATOR
- TEMPORARY PAVEMENT MARKING - LINE 6" - PAINT (SOLID WHITE)
- TEMPORARY PAVEMENT MARKING - LINE 6" - PAINT (SOLID YELLOW)
- TEMPORARY PAVEMENT MARKING - LINE 8" - PAINT (DOTTED - 9' SKIP 3' DASH)
- TEMPORARY PAVEMENT MARKING - LINE 6" - PAINT (SKIP DASH WHITE - 30 SKIP 10 DASH)
- TEMPORARY PAVEMENT MARKING - LINE 24" - PAINT (SOLID WHITE)
- TEMPORARY PAVEMENT MARKING LETTERS AND SYMBOLS - PAINT (SOLID WHITE)

MODEL: I64CL-S-Plan_2 (Sheet)
FILE NAME: D876M95_sht_MOT_Stage_3.dgn

d
55 W Van Buren St, Ste 200
Chicago, IL 60605
TEL: 312.787.0707 FAX: 312.787.7322
WWW.DESCOTOINC.COM
Professional Engineering Design Firm No. 18403609-0002
d'Escoto, Inc. Copyright © 2026

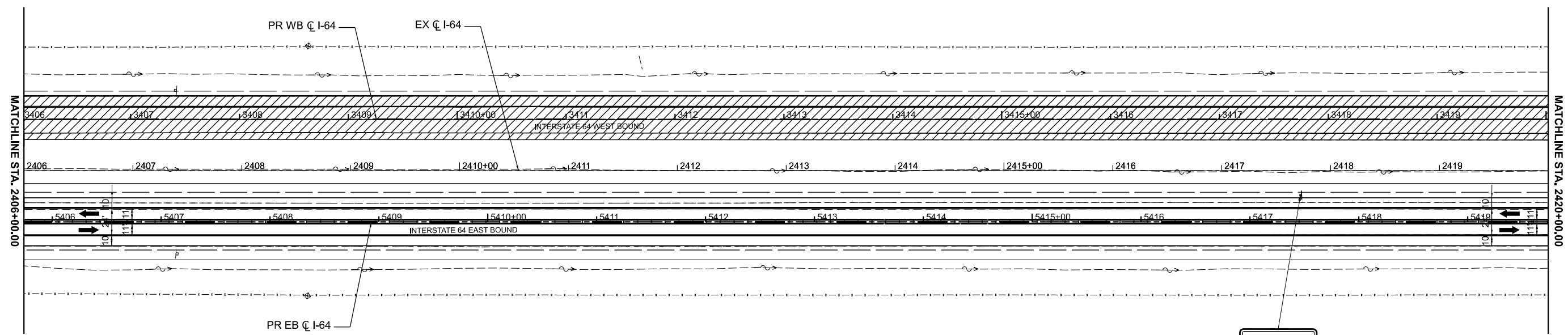
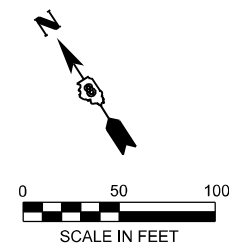
USER NAME = mgesior	DESIGNED - MEG	REVISED -
	DRAWN - MEG	REVISED -
	CHECKED - MTV	REVISED -
PLOT DATE = 5/6/2026	DATE - 5/6/2026	REVISED -

**STATE OF ILLINOIS
DEPARTMENT OF TRANSPORTATION**

**MAINTENANCE OF TRAFFIC - STAGE 3A
I-64**

SCALE: 1" = 50' SHEET 2 OF 40 SHEETS STA. TO STA.

F.A.I. RTE.	SECTION	COUNTY	TOTAL SHEETS	SHEET NO.
64	95-(3,4)RS-2	WASHINGTON	775	328
CONTRACT NO. 76M95				
ILLINOIS FED. AID PROJECT				



LEGEND

- WORK AREA
- SHOULDER IMPROVEMENTS
- DIRECTION OF TRAFFIC
- TEMPORARY CONCRETE BARRIER
- DIRECTIONAL INDICATOR BARRICADE (WITH STEADY BURN MONODIRECTIONAL LIGHT)
- DRUMS (WITH STEADY BURN MONODIRECTIONAL LIGHTS ON TAPER)
- TYPE III BARRICADE
- IMPACT ATTENUATOR
- ① TEMPORARY PAVEMENT MARKING - LINE 6" - PAINT (SOLID WHITE)
- ② TEMPORARY PAVEMENT MARKING - LINE 6" - PAINT (SOLID YELLOW)
- ③ TEMPORARY PAVEMENT MARKING - LINE 8" - PAINT (DOTTED - 9' SKIP 3' DASH)
- ④ TEMPORARY PAVEMENT MARKING - LINE 6" - PAINT (SKIP DASH WHITE - 30 SKIP 10 DASH)
- ⑤ TEMPORARY PAVEMENT MARKING - LINE 24" - PAINT (SOLID WHITE)
- ⑥ TEMPORARY PAVEMENT MARKING LETTERS AND SYMBOLS - PAINT (SOLID WHITE)

MODEL: I64CL-S-Plan_3 (Sheet)
FILE NAME: D876M95_sht_MOT_Stage_3.dgn

dEscoto, Inc.
55 W Van Buren St, Ste 200
Chicago, IL 60605
TEL: 312.787.0707 FAX: 312.787.7322
WWW.DESCOTOINC.COM
A Professional Engineering Design Firm No. 18403609-0002
Copyright © 2026

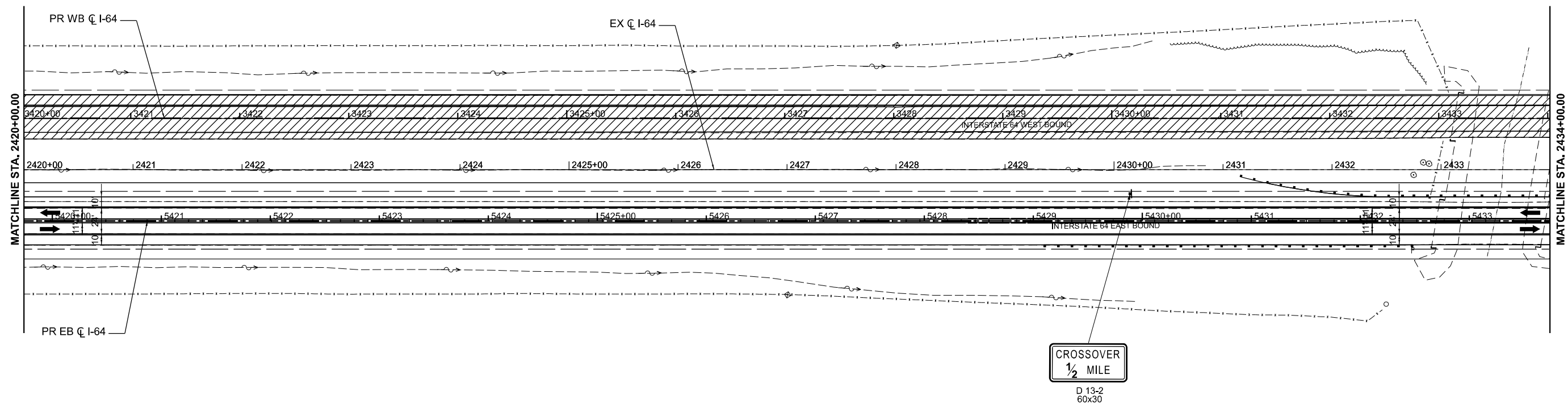
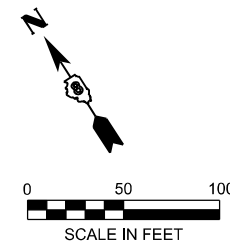
USER NAME = mgesior	DESIGNED - MEG	REVISED -
	DRAWN - MEG	REVISED -
	CHECKED - MTV	REVISED -
PLOT DATE = 5/6/2026	DATE - 5/6/2026	REVISED -

**STATE OF ILLINOIS
DEPARTMENT OF TRANSPORTATION**









**MAINTENANCE OF TRAFFIC - STAGE 3A
I-64**

SCALE: 1" = 50' SHEET 3 OF 40 SHEETS STA. TO STA.

F.A.I. RTE.	SECTION	COUNTY	TOTAL SHEETS	SHEET NO.
64	95-(3,4)RS-2	WASHINGTON	775	329
CONTRACT NO. 76M95				
ILLINOIS FED. AID PROJECT				



LEGEND

- | | |
|--|---|
|  WORK AREA |  IMPACT ATTENUATOR |
|  SHOULDER IMPROVEMENTS | ① TEMPORARY PAVEMENT MARKING - LINE 6" - PAINT (SOLID WHITE) |
|  DIRECTION OF TRAFFIC | ② TEMPORARY PAVEMENT MARKING - LINE 6" - PAINT (SOLID YELLOW) |
|  TEMPORARY CONCRETE BARRIER | ③ TEMPORARY PAVEMENT MARKING - LINE 8" - PAINT (DOTTED - 9' SKIP 3' DASH) |
|  DIRECTIONAL INDICATOR BARRICADE (WITH STEADY BURN MONODIRECTIONAL LIGHT) | ④ TEMPORARY PAVEMENT MARKING - LINE 6" - PAINT (SKIP DASH WHITE - 30 SKIP 10 DASH) |
|  DRUMS (WITH STEADY BURN MONODIRECTIONAL LIGHTS ON TAPER) | ⑤ TEMPORARY PAVEMENT MARKING - LINE 24" - PAINT (SOLID WHITE) |
|  TYPE III BARRICADE | ⑥ TEMPORARY PAVEMENT MARKING LETTERS AND SYMBOLS - PAINT (SOLID WHITE) |

MODEL: I64CL-S-Plan 4 (Sheet)
FILE NAME: D876M95_sht_MOT_Stage_3.dgn



55 W Van Buren St, Ste 200
Chicago, IL 60605
TEL: 312.787.0707 FAX: 312.787.7322
WWW.DESCOTOINC.COM
A Professional Engineering Design Firm No. 18403609-0002
Copyright © 2026

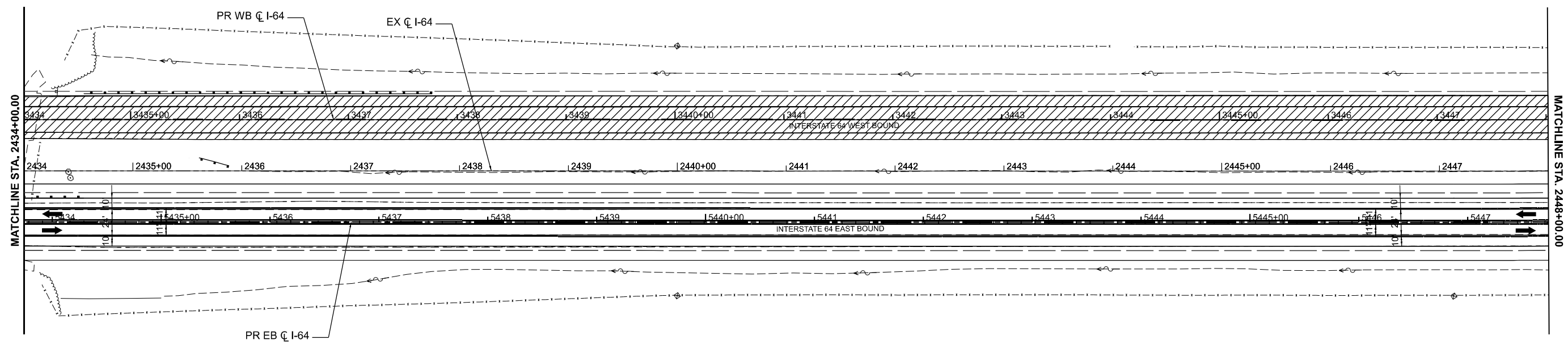
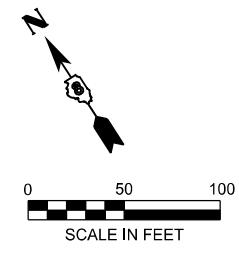
USER NAME = mgesior	DESIGNED - MEG	REVISED -
	DRAWN - MEG	REVISED -
	CHECKED - MTV	REVISED -
PLOT DATE = 5/6/2026	DATE - 5/6/2026	REVISED -

**STATE OF ILLINOIS
DEPARTMENT OF TRANSPORTATION**

**MAINTENANCE OF TRAFFIC - STAGE 3A
I-64**

SCALE: 1" = 50' SHEET 4 OF 40 SHEETS STA. TO STA.

F.A.I. RTE.	SECTION	COUNTY	TOTAL SHEETS	SHEET NO.
64	95-(3,4)RS-2	WASHINGTON	775	330
			CONTRACT NO. 76M95	
ILLINOIS FED. AID PROJECT				



LEGEND

- WORK AREA
- SHOULDER IMPROVEMENTS
- DIRECTION OF TRAFFIC
- TEMPORARY CONCRETE BARRIER
- DIRECTIONAL INDICATOR BARRICADE (WITH STEADY BURN MONODIRECTIONAL LIGHT)
- DRUMS (WITH STEADY BURN MONODIRECTIONAL LIGHTS ON TAPER)
- TYPE III BARRICADE
- IMPACT ATTENUATOR
- ① TEMPORARY PAVEMENT MARKING - LINE 6" - PAINT (SOLID WHITE)
- ② TEMPORARY PAVEMENT MARKING - LINE 6" - PAINT (SOLID YELLOW)
- ③ TEMPORARY PAVEMENT MARKING - LINE 8" - PAINT (DOTTED - 9' SKIP 3' DASH)
- ④ TEMPORARY PAVEMENT MARKING - LINE 6" - PAINT (SKIP DASH WHITE - 30 SKIP 10 DASH)
- ⑤ TEMPORARY PAVEMENT MARKING - LINE 24" - PAINT (SOLID WHITE)
- ⑥ TEMPORARY PAVEMENT MARKING LETTERS AND SYMBOLS - PAINT (SOLID WHITE)

MODEL: I64CL-S-Plan 5 (Sheet)
FILE NAME: D876M95_sht_MOT_Stage_3.dgn

55 W Van Buren St, Ste 200
Chicago, IL 60605
TEL: 312.787.0707 FAX: 312.787.7322
WWW.DESCOTOINC.COM
Professional Engineering Design Firm No. 18403609-0002
Copyright © 2026

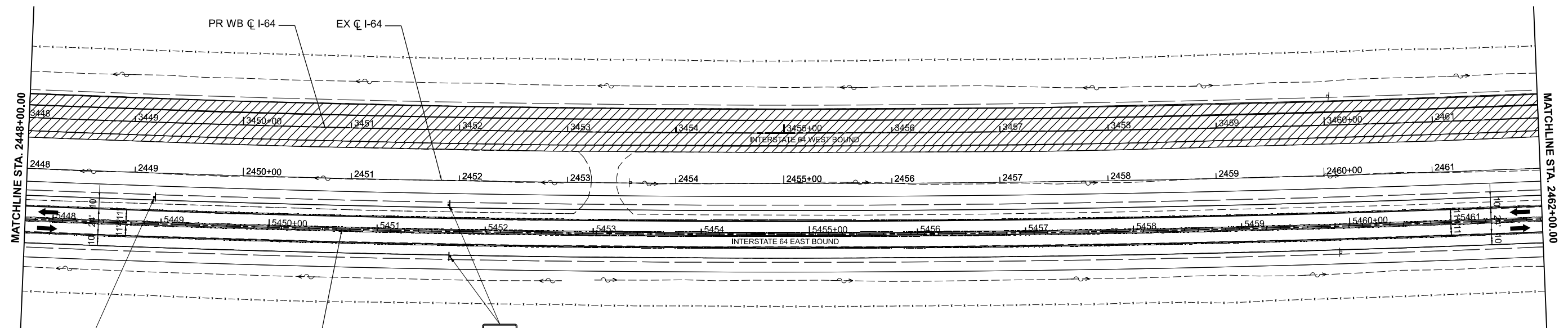
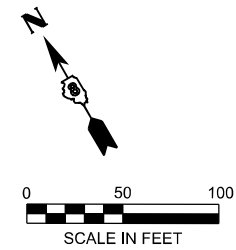
USER NAME = mgesior	DESIGNED - MEG	REVISED -
	DRAWN - MEG	REVISED -
	CHECKED - MTV	REVISED -
PLOT DATE = 5/6/2026	DATE - 5/6/2026	REVISED -

**STATE OF ILLINOIS
DEPARTMENT OF TRANSPORTATION**

**MAINTENANCE OF TRAFFIC - STAGE 3A
I-64**

SCALE: 1" = 50' SHEET 5 OF 40 SHEETS STA. TO STA.

F.A.I. RTE.	SECTION	COUNTY	TOTAL SHEETS	SHEET NO.
64	95-(3,4)RS-2	WASHINGTON	775	331
CONTRACT NO. 76M95				
ILLINOIS FED. AID PROJECT				



CROSSOVER
1 MILE

D 13-2
60x30

PR EB C I-64

WORK
ZONE
SPEED
LIMIT
55
PHOTO
ENFORCED
\$250 FINE
MINIMUM

W21-1115(O)-3618
R2-1-3648
R10-1108p-3618
R2-1106p-3618
BOTH SIDES
OF TRAFFIC

LEGEND

- WORK AREA
- SHOULDER IMPROVEMENTS
- DIRECTION OF TRAFFIC
- TEMPORARY CONCRETE BARRIER
- DIRECTIONAL INDICATOR BARRICADE (WITH STEADY BURN MONODIRECTIONAL LIGHT)
- DRUMS (WITH STEADY BURN MONODIRECTIONAL LIGHTS ON TAPER)
- TYPE III BARRICADE
- IMPACT ATTENUATOR
- ① TEMPORARY PAVEMENT MARKING - LINE 6" - PAINT (SOLID WHITE)
- ② TEMPORARY PAVEMENT MARKING - LINE 6" - PAINT (SOLID YELLOW)
- ③ TEMPORARY PAVEMENT MARKING - LINE 8" - PAINT (DOTTED - 9' SKIP 3' DASH)
- ④ TEMPORARY PAVEMENT MARKING - LINE 6" - PAINT (SKIP DASH WHITE - 30 SKIP 10 DASH)
- ⑤ TEMPORARY PAVEMENT MARKING - LINE 24" - PAINT (SOLID WHITE)
- ⑥ TEMPORARY PAVEMENT MARKING LETTERS AND SYMBOLS - PAINT (SOLID WHITE)

MODEL: I64CL-S-Plan 6 (Sheet)
FILE NAME: D876M95_sht_MOT_Stage_3.dgn

55 W Van Buren St, Ste 200
Chicago, IL 60605
TEL: 312.787.0707 FAX: 312.787.7322
WWW.ESCOTOINC.COM
A Professional Engineering Design Firm No. 18403609-0002
Copyright © 2026

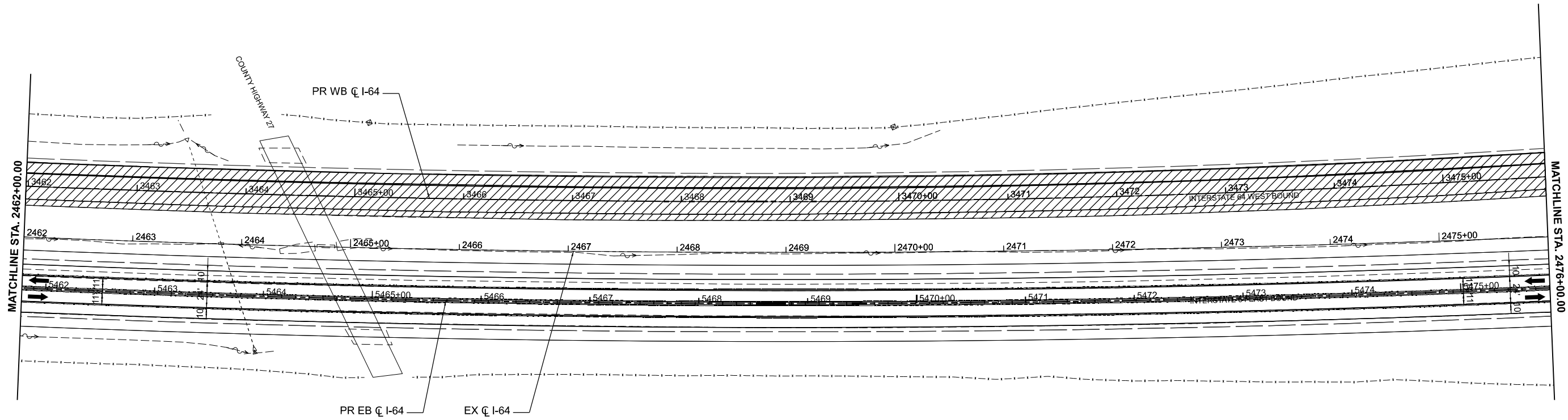
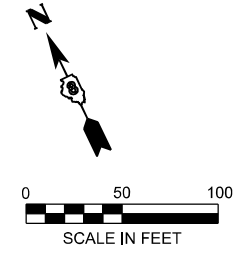
USER NAME = mgesior	DESIGNED - MEG	REVISED -
	DRAWN - MEG	REVISED -
	CHECKED - MTV	REVISED -
PLOT DATE = 5/6/2026	DATE - 5/6/2026	REVISED -

STATE OF ILLINOIS
DEPARTMENT OF TRANSPORTATION

MAINTENANCE OF TRAFFIC - STAGE 3A
I-64

SCALE: 1" = 50' SHEET 6 OF 40 SHEETS STA. TO STA.

F.A.I RTE.	SECTION	COUNTY	TOTAL SHEETS	SHEET NO.
64	95-(3,4)RS-2	WASHINGTON	775	332
			CONTRACT NO. 76M95	
ILLINOIS FED. AID PROJECT				



LEGEND

- WORK AREA
- SHOULDER IMPROVEMENTS
- DIRECTION OF TRAFFIC
- TEMPORARY CONCRETE BARRIER
- DIRECTIONAL INDICATOR BARRICADE (WITH STEADY BURN MONODIRECTIONAL LIGHT)
- DRUMS (WITH STEADY BURN MONODIRECTIONAL LIGHTS ON TAPER)
- TYPE III BARRICADE
- IMPACT ATTENUATOR
- ① TEMPORARY PAVEMENT MARKING - LINE 6" - PAINT (SOLID WHITE)
- ② TEMPORARY PAVEMENT MARKING - LINE 6" - PAINT (SOLID YELLOW)
- ③ TEMPORARY PAVEMENT MARKING - LINE 8" - PAINT (DOTTED - 9' SKIP 3' DASH)
- ④ TEMPORARY PAVEMENT MARKING - LINE 6" - PAINT (SKIP DASH WHITE - 30 SKIP 10 DASH)
- ⑤ TEMPORARY PAVEMENT MARKING - LINE 24" - PAINT (SOLID WHITE)
- ⑥ TEMPORARY PAVEMENT MARKING LETTERS AND SYMBOLS - PAINT (SOLID WHITE)

MODEL: I64CL-5-Plan 7 (Sheet)
 FILE NAME: D876M95_sht_MOT_Stage_3.dgn

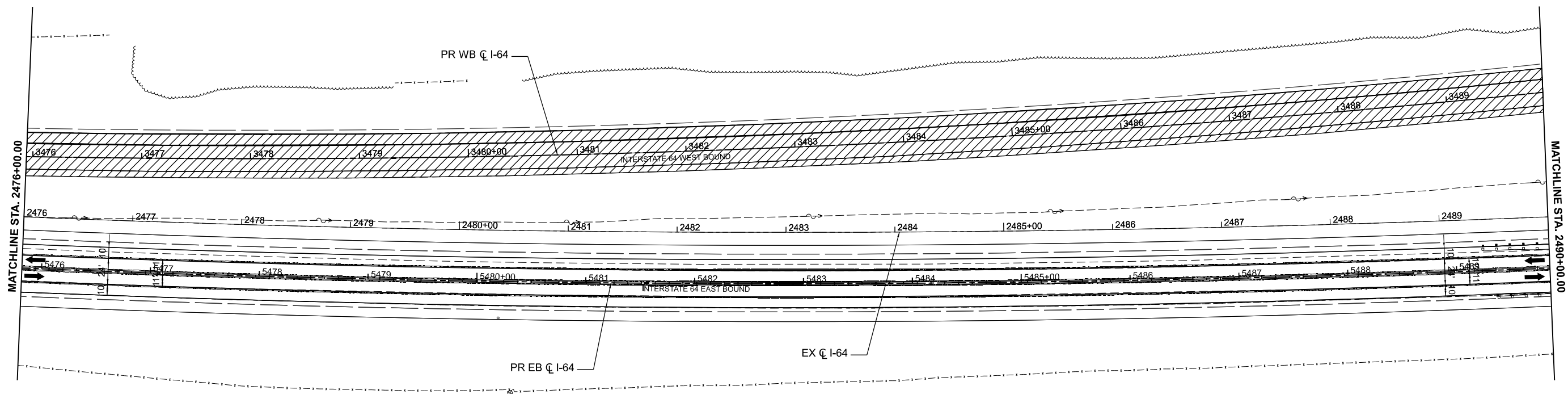
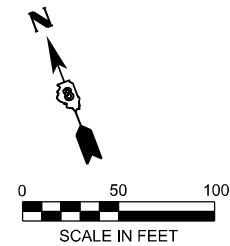
USER NAME = mgesior	DESIGNED - MEG	REVISED -
	DRAWN - MEG	REVISED -
	CHECKED - MTV	REVISED -
PLOT DATE = 5/6/2026	DATE - 5/6/2026	REVISED -

**STATE OF ILLINOIS
DEPARTMENT OF TRANSPORTATION**

**MAINTENANCE OF TRAFFIC - STAGE 3A
I-64**

SCALE: 1" = 50' SHEET 7 OF 40 SHEETS STA. TO STA.

F.A.I. RTE.	SECTION	COUNTY	TOTAL SHEETS	SHEET NO.
64	95-(3,4)RS-2	WASHINGTON	775	333
CONTRACT NO. 76M95				
ILLINOIS FED. AID PROJECT				



LEGEND

- WORK AREA
- SHOULDER IMPROVEMENTS
- DIRECTION OF TRAFFIC
- TEMPORARY CONCRETE BARRIER
- DIRECTIONAL INDICATOR BARRICADE (WITH STEADY BURN MONODIRECTIONAL LIGHT)
- DRUMS (WITH STEADY BURN MONODIRECTIONAL LIGHTS ON TAPER)
- TYPE III BARRICADE
- IMPACT ATTENUATOR
- ① TEMPORARY PAVEMENT MARKING - LINE 6" - PAINT (SOLID WHITE)
- ② TEMPORARY PAVEMENT MARKING - LINE 6" - PAINT (SOLID YELLOW)
- ③ TEMPORARY PAVEMENT MARKING - LINE 8" - PAINT (DOTTED - 9' SKIP 3' DASH)
- ④ TEMPORARY PAVEMENT MARKING - LINE 6" - PAINT (SKIP DASH WHITE - 30 SKIP 10 DASH)
- ⑤ TEMPORARY PAVEMENT MARKING - LINE 24" - PAINT (SOLID WHITE)
- ⑥ TEMPORARY PAVEMENT MARKING LETTERS AND SYMBOLS - PAINT (SOLID WHITE)

MODEL: I64CL-S-Plan 8 (Sheet)
FILE NAME: D876M95_sht_MOT_Stage_3.dgn

55 W Van Buren St, Ste 200
Chicago, IL 60605
TEL: 312.787.0707 FAX: 312.787.7322
WWW.DESCOOTOINC.COM
A Professional Engineering Design Firm No. 18403609-0002
Copyright © 2026

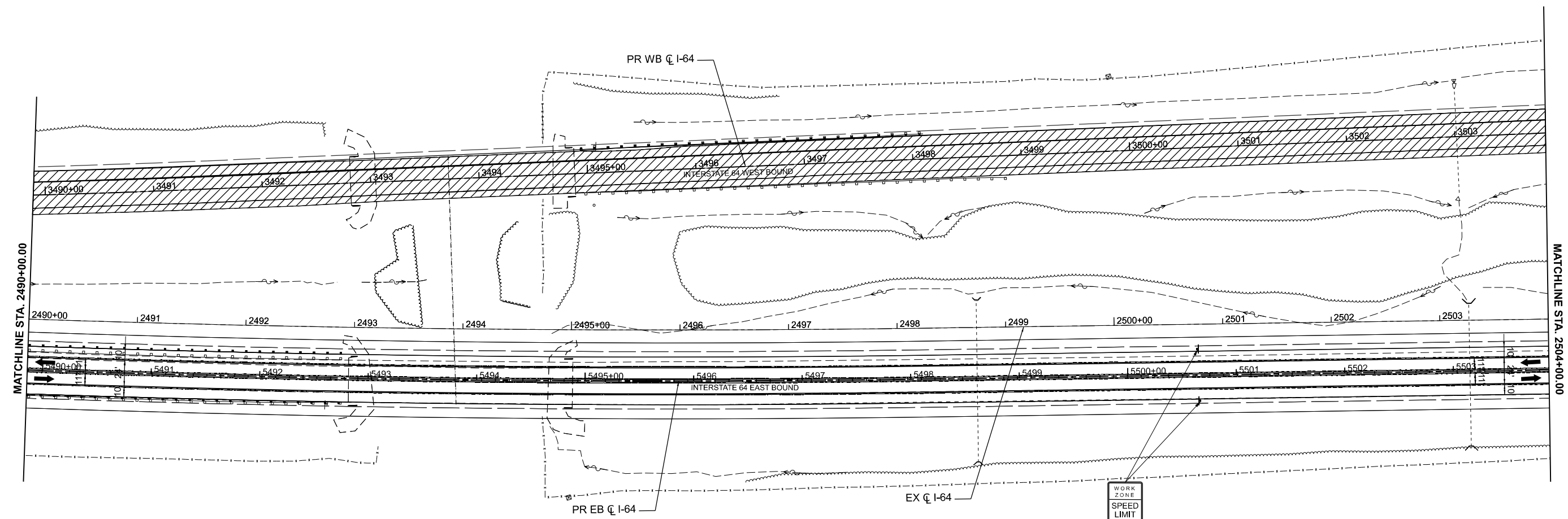
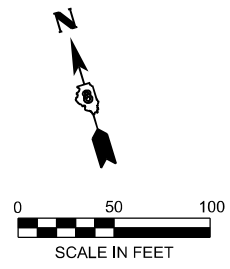
USER NAME = mgesior	DESIGNED - MEG	REVISED -
	DRAWN - MEG	REVISED -
	CHECKED - MTV	REVISED -
PLOT DATE = 5/6/2026	DATE - 5/6/2026	REVISED -

**STATE OF ILLINOIS
DEPARTMENT OF TRANSPORTATION**

**MAINTENANCE OF TRAFFIC - STAGE 3A
I-64**

SCALE: 1" = 50' SHEET 8 OF 40 SHEETS STA. TO STA.

F.A.I RTE.	SECTION	COUNTY	TOTAL SHEETS	SHEET NO.
64	95-(3,4)RS-2	WASHINGTON	775	334
CONTRACT NO. 76M95				
ILLINOIS FED. AID PROJECT				



WORK ZONE
SPEED LIMIT
55
PROVIDE ENFORCES
\$250 FINE
MINIMUM

W21-1115(O)-3618
R2-1-3648
R10-1108p-3618
R2-1106p-3618
BOTH SIDES
OF TRAFFIC

LEGEND

- WORK AREA
- SHOULDER IMPROVEMENTS
- DIRECTION OF TRAFFIC
- TEMPORARY CONCRETE BARRIER
- DIRECTIONAL INDICATOR BARRICADE (WITH STEADY BURN MONODIRECTIONAL LIGHT)
- DRUMS (WITH STEADY BURN MONODIRECTIONAL LIGHTS ON TAPER)
- TYPE III BARRICADE
- IMPACT ATTENUATOR
- ① TEMPORARY PAVEMENT MARKING - LINE 6" - PAINT (SOLID WHITE)
- ② TEMPORARY PAVEMENT MARKING - LINE 6" - PAINT (SOLID YELLOW)
- ③ TEMPORARY PAVEMENT MARKING - LINE 8" - PAINT (DOTTED - 9' SKIP 3' DASH)
- ④ TEMPORARY PAVEMENT MARKING - LINE 6" - PAINT (SKIP DASH WHITE - 30 SKIP 10 DASH)
- ⑤ TEMPORARY PAVEMENT MARKING - LINE 24" - PAINT (SOLID WHITE)
- ⑥ TEMPORARY PAVEMENT MARKING LETTERS AND SYMBOLS - PAINT (SOLID WHITE)

MODEL: I64CL-5-Plan 9 (Sheet)
FILE NAME: D876M95_sht_MOT_Stage_3.dgn

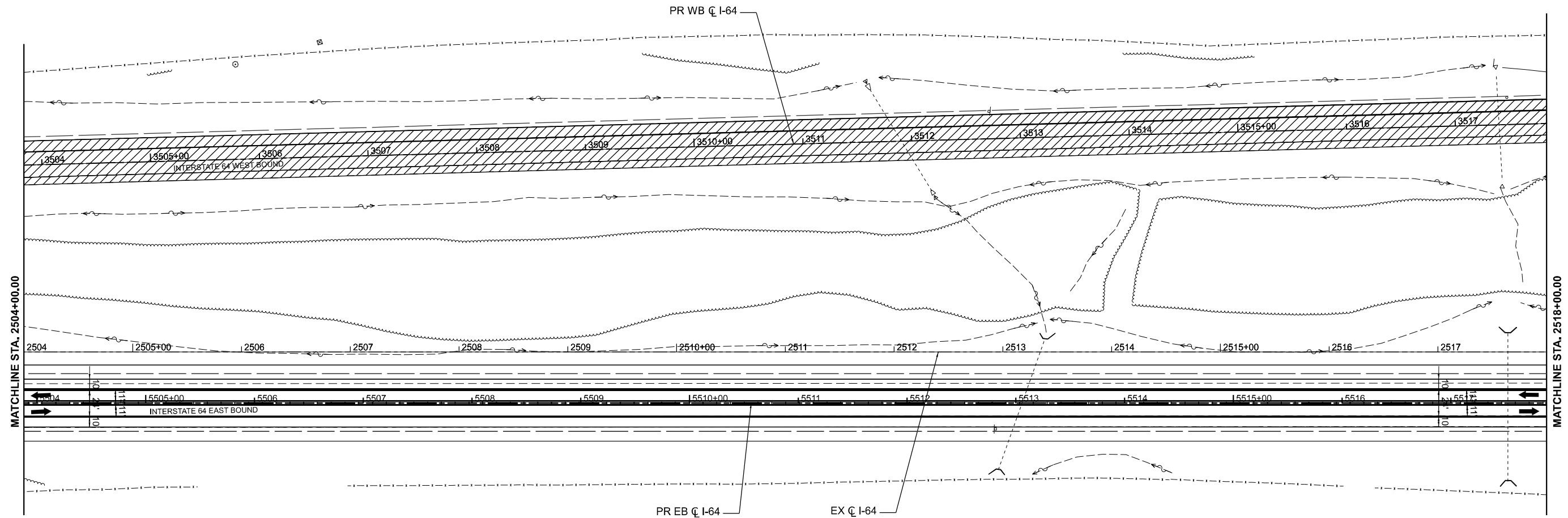
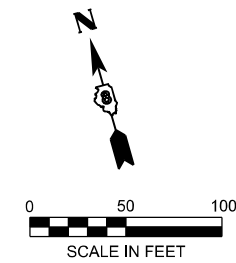
USER NAME = mgesior	DESIGNED - MEG	REVISED -
	DRAWN - MEG	REVISED -
	CHECKED - MTV	REVISED -
PLOT DATE = 5/6/2026	DATE - 5/6/2026	REVISED -

**STATE OF ILLINOIS
DEPARTMENT OF TRANSPORTATION**

**MAINTENANCE OF TRAFFIC - STAGE 3A
I-64**

SCALE: 1" = 50' SHEET 9 OF 40 SHEETS STA. TO STA.

F.A.I. RTE.	SECTION	COUNTY	TOTAL SHEETS	SHEET NO.
64	95-(3,4)RS-2	WASHINGTON	775	335
CONTRACT NO. 76M95				
ILLINOIS FED. AID PROJECT				



LEGEND

- WORK AREA
- SHOULDER IMPROVEMENTS
- DIRECTION OF TRAFFIC
- TEMPORARY CONCRETE BARRIER
- DIRECTIONAL INDICATOR BARRICADE (WITH STEADY BURN MONODIRECTIONAL LIGHT)
- DRUMS (WITH STEADY BURN MONODIRECTIONAL LIGHTS ON TAPER)
- TYPE III BARRICADE
- IMPACT ATTENUATOR
- ① TEMPORARY PAVEMENT MARKING - LINE 6" - PAINT (SOLID WHITE)
- ② TEMPORARY PAVEMENT MARKING - LINE 6" - PAINT (SOLID YELLOW)
- ③ TEMPORARY PAVEMENT MARKING - LINE 8" - PAINT (DOTTED - 9' SKIP 3' DASH)
- ④ TEMPORARY PAVEMENT MARKING - LINE 6" - PAINT (SKIP DASH WHITE - 30 SKIP 10 DASH)
- ⑤ TEMPORARY PAVEMENT MARKING - LINE 24" - PAINT (SOLID WHITE)
- ⑥ TEMPORARY PAVEMENT MARKING LETTERS AND SYMBOLS - PAINT (SOLID WHITE)

MODEL: I64CL-5-Plan 10 (Sheet)
 FILE NAME: D876M95_sht_MOT_Stage_3.dgn

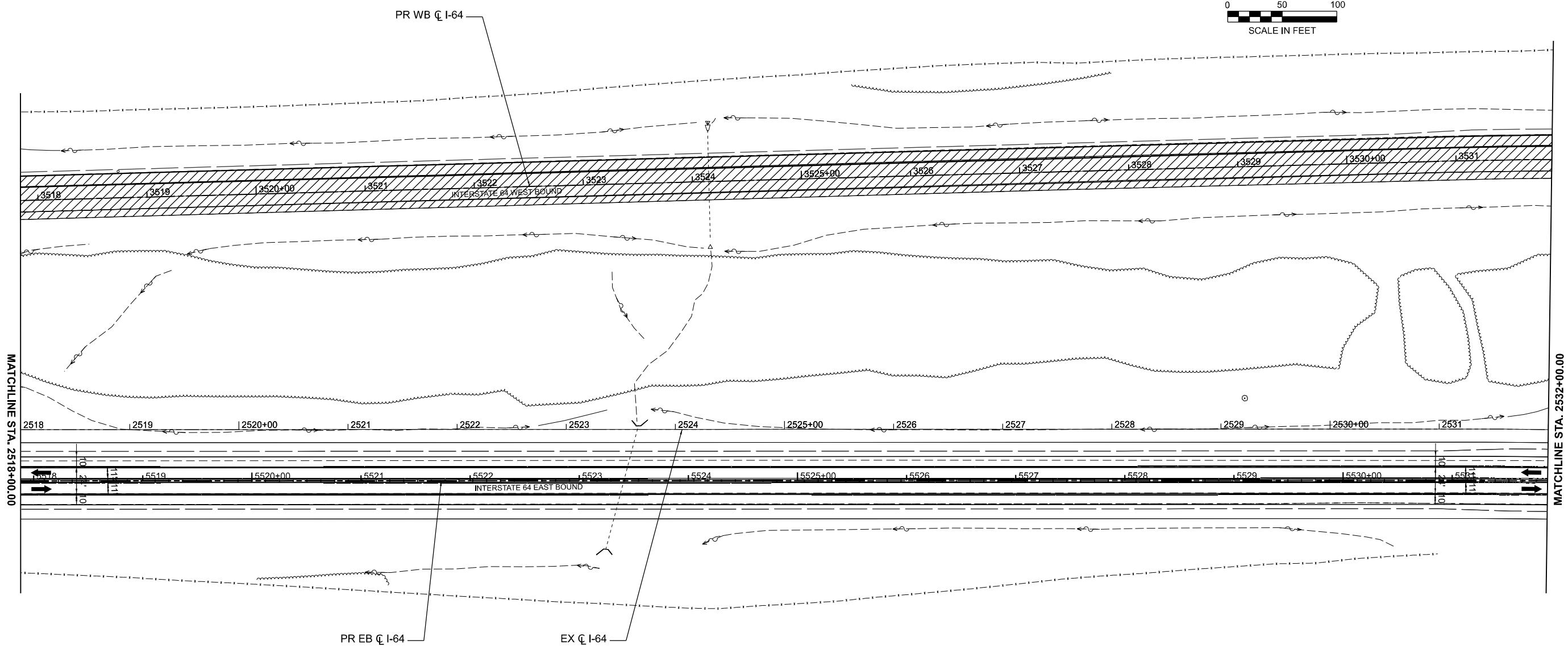
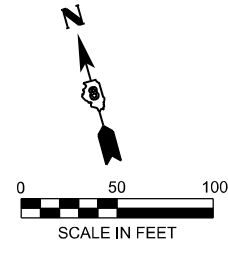
USER NAME = mgesior	DESIGNED - MEG	REVISED -
	DRAWN - MEG	REVISED -
	CHECKED - MTV	REVISED -
PLOT DATE = 5/6/2026	DATE - 5/6/2026	REVISED -

**STATE OF ILLINOIS
DEPARTMENT OF TRANSPORTATION**

**MAINTENANCE OF TRAFFIC - STAGE 3A
I-64**

SCALE: 1" = 50' SHEET 10 OF 40 SHEETS STA. TO STA.

F.A.I. RTE.	SECTION	COUNTY	TOTAL SHEETS	SHEET NO.
64	95-(3,4)RS-2	WASHINGTON	775	336
CONTRACT NO. 76M95				
ILLINOIS FED. AID PROJECT				



- WORK AREA
- SHOULDER IMPROVEMENTS
- DIRECTION OF TRAFFIC
- TEMPORARY CONCRETE BARRIER
- DIRECTIONAL INDICATOR BARRICADE (WITH STEADY BURN MONODIRECTIONAL LIGHT)
- DRUMS (WITH STEADY BURN MONODIRECTIONAL LIGHTS ON TAPER)
- TYPE III BARRICADE
- IMPACT ATTENUATOR
- TEMPORARY PAVEMENT MARKING - LINE 6" - PAINT (SOLID WHITE)
- TEMPORARY PAVEMENT MARKING - LINE 6" - PAINT (SOLID YELLOW)
- TEMPORARY PAVEMENT MARKING - LINE 8" - PAINT (DOTTED - 9' SKIP 3' DASH)
- TEMPORARY PAVEMENT MARKING - LINE 6" - PAINT (SKIP DASH WHITE - 30 SKIP 10 DASH)
- TEMPORARY PAVEMENT MARKING - LINE 24" - PAINT (SOLID WHITE)
- TEMPORARY PAVEMENT MARKING LETTERS AND SYMBOLS - PAINT (SOLID WHITE)

MODEL: I64CL-5-Plan 11 (Sheet)
 FILE NAME: D876M95_sht_MOT_Stage_3.dgn

55 W Van Buren St, Ste 200
 Chicago, IL 60605
 TEL: 312.787.0707 FAX: 312.787.7322
 WWW.DESCOTOINC.COM
Professional Engineering Design Firm No. 18403009-0002
 Copyright © 2026


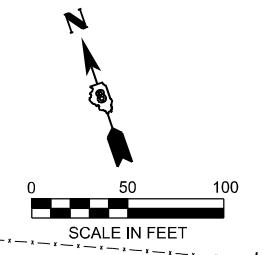
USER NAME = mgesior	DESIGNED - MEG	REVISED -
	DRAWN - MEG	REVISED -
	CHECKED - MTV	REVISED -
PLOT DATE = 5/6/2026	DATE - 5/6/2026	REVISED -

STATE OF ILLINOIS
DEPARTMENT OF TRANSPORTATION

MAINTENANCE OF TRAFFIC - STAGE 3A
I-64

SCALE: 1" = 50' SHEET 11 OF 40 SHEETS STA. TO STA.

F.A.I. RTE.	SECTION	COUNTY	TOTAL SHEETS	SHEET NO.
64	95-(3,4)RS-2	WASHINGTON	775	337
CONTRACT NO. 76M95				
ILLINOIS FED. AID PROJECT				



LEGEND

- WORK AREA
- SHOULDER IMPROVEMENTS
- DIRECTION OF TRAFFIC
- TEMPORARY CONCRETE BARRIER
- DIRECTIONAL INDICATOR BARRICADE (WITH STEADY BURN MONODIRECTIONAL LIGHT)
- DRUMS (WITH STEADY BURN MONODIRECTIONAL LIGHTS ON TAPER)
- TYPE III BARRICADE
- IMPACT ATTENUATOR
- ① TEMPORARY PAVEMENT MARKING - LINE 6" - PAINT (SOLID WHITE)
- ② TEMPORARY PAVEMENT MARKING - LINE 6" - PAINT (SOLID YELLOW)
- ③ TEMPORARY PAVEMENT MARKING - LINE 8" - PAINT (DOTTED - 9' SKIP 3' DASH)
- ④ TEMPORARY PAVEMENT MARKING - LINE 6" - PAINT (SKIP DASH WHITE - 30 SKIP 10 DASH)
- ⑤ TEMPORARY PAVEMENT MARKING - LINE 24" - PAINT (SOLID WHITE)
- ⑥ TEMPORARY PAVEMENT MARKING LETTERS AND SYMBOLS - PAINT (SOLID WHITE)

MODEL: I64CL-S-Plan 12 (Sheet)
 FILE NAME: D876M95_sht_MOT_Stage_3.dgn

55 W Van Buren St, Ste 200
 Chicago, IL 60605
 TEL: 312.787.0707 FAX: 312.787.7322
 WWW.ESCOTOINC.COM
Professional Engineering Design Firm No. 18403609-0002
Copyright © 2026

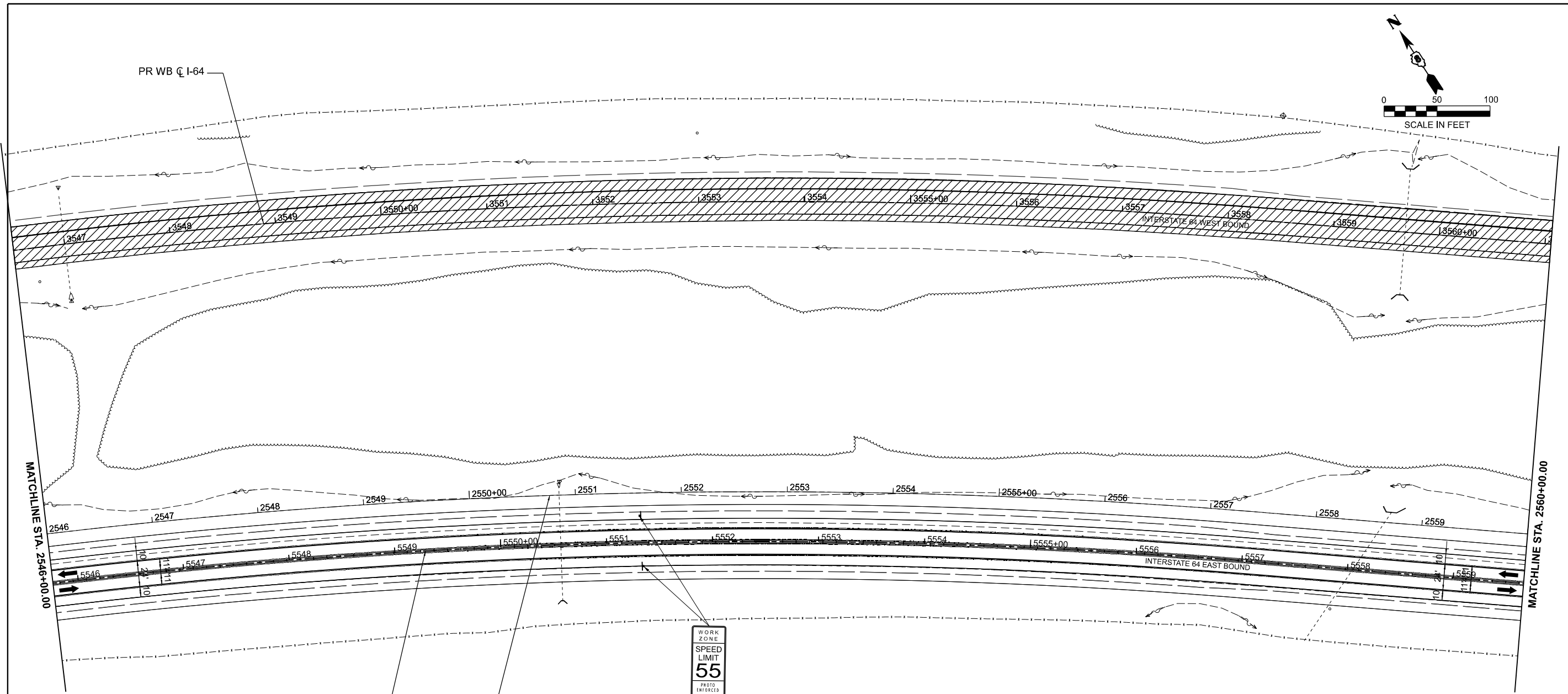
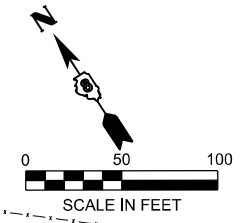
USER NAME = mgesior	DESIGNED - MEG	REVISED -
	DRAWN - MEG	REVISED -
	CHECKED - MTV	REVISED -
PLOT DATE = 5/6/2026	DATE - 5/6/2026	REVISED -

STATE OF ILLINOIS
DEPARTMENT OF TRANSPORTATION

MAINTENANCE OF TRAFFIC - STAGE 3A
I-64

SCALE: 1" = 50' SHEET 12 OF 40 SHEETS STA. TO STA.

F.A.I. RTE.	SECTION	COUNTY	TOTAL SHEETS	SHEET NO.
64	95-(3,4)RS-2	WASHINGTON	775	338
CONTRACT NO. 76M95				
ILLINOIS FED. AID PROJECT				



W21-115(O)-3618
 R2-1-3648
 R10-1108p-3618
 R2-1106p-3618
 BOTH SIDES
 OF TRAFFIC

LEGEND

- WORK AREA
- SHOULDER IMPROVEMENTS
- DIRECTION OF TRAFFIC
- TEMPORARY CONCRETE BARRIER
- DIRECTIONAL INDICATOR BARRICADE (WITH STEADY BURN MONODIRECTIONAL LIGHT)
- DRUMS (WITH STEADY BURN MONODIRECTIONAL LIGHTS ON TAPER)
- TYPE III BARRICADE
- IMPACT ATTENUATOR
- ① TEMPORARY PAVEMENT MARKING - LINE 6" - PAINT (SOLID WHITE)
- ② TEMPORARY PAVEMENT MARKING - LINE 6" - PAINT (SOLID YELLOW)
- ③ TEMPORARY PAVEMENT MARKING - LINE 8" - PAINT (DOTTED - 9' SKIP 3' DASH)
- ④ TEMPORARY PAVEMENT MARKING - LINE 6" - PAINT (SKIP DASH WHITE - 30 SKIP 10 DASH)
- ⑤ TEMPORARY PAVEMENT MARKING - LINE 24" - PAINT (SOLID WHITE)
- ⑥ TEMPORARY PAVEMENT MARKING LETTERS AND SYMBOLS - PAINT (SOLID WHITE)

MODEL: I64CL-S-Plan 13 (Sheet)
 FILE NAME: D876M95_sht_MOT_Stage_3.dgn

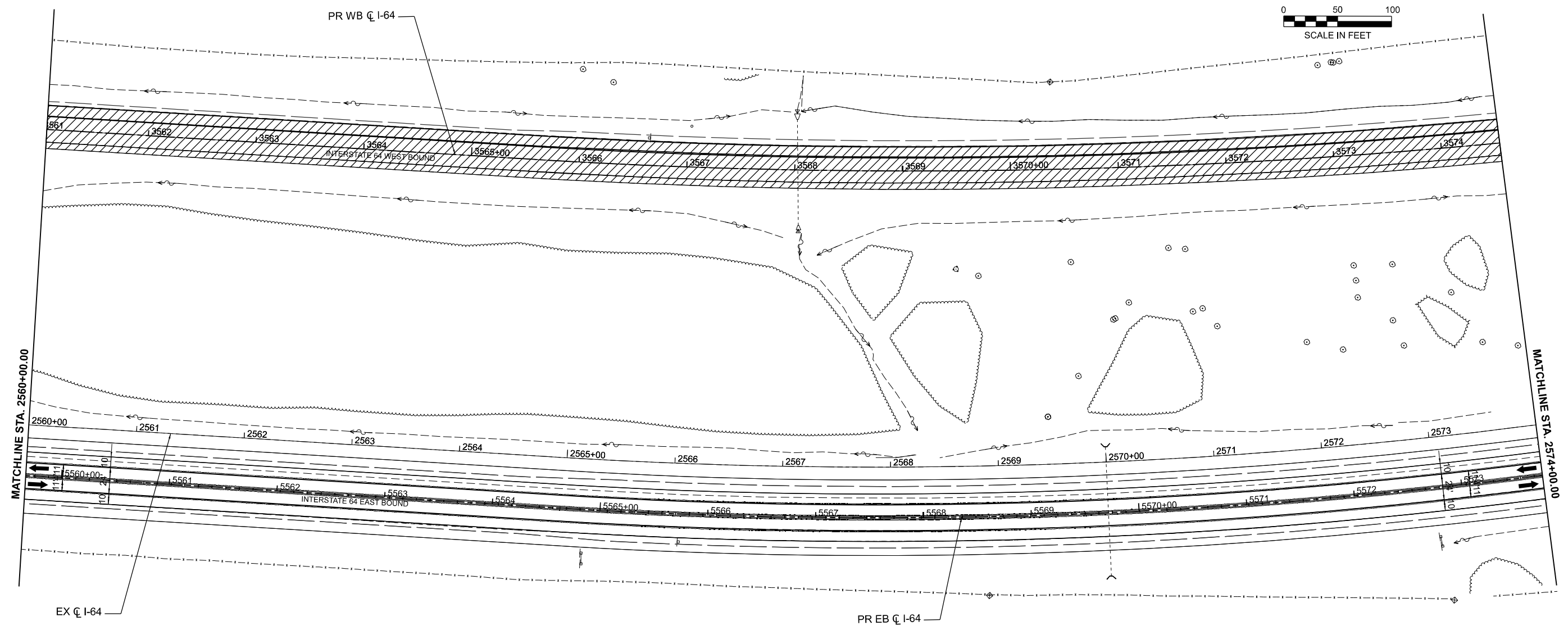
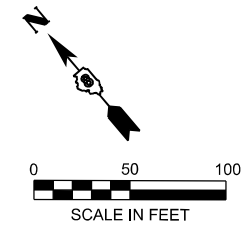
USER NAME = mgesior	DESIGNED - MEG	REVISED -
	DRAWN - MEG	REVISED -
	CHECKED - MTV	REVISED -
PLOT DATE = 5/6/2026	DATE - 5/6/2026	REVISED -

**STATE OF ILLINOIS
 DEPARTMENT OF TRANSPORTATION**

**MAINTENANCE OF TRAFFIC - STAGE 3A
 I-64**

SCALE: 1" = 50' SHEET 13 OF 40 SHEETS STA. TO STA.

F.A.I. RTE.	SECTION	COUNTY	TOTAL SHEETS	SHEET NO.
64	95-(3,4)RS-2	WASHINGTON	775	339
CONTRACT NO. 76M95				
ILLINOIS FED. AID PROJECT				



LEGEND

- WORK AREA
- SHOULDER IMPROVEMENTS
- DIRECTION OF TRAFFIC
- TEMPORARY CONCRETE BARRIER
- DIRECTIONAL INDICATOR BARRICADE (WITH STEADY BURN MONODIRECTIONAL LIGHT)
- DRUMS (WITH STEADY BURN MONODIRECTIONAL LIGHTS ON TAPER)
- TYPE III BARRICADE
- IMPACT ATTENUATOR
- TEMPORARY PAVEMENT MARKING - LINE 6" - PAINT (SOLID WHITE)
- TEMPORARY PAVEMENT MARKING - LINE 6" - PAINT (SOLID YELLOW)
- TEMPORARY PAVEMENT MARKING - LINE 8" - PAINT (DOTTED - 9' SKIP 3' DASH)
- TEMPORARY PAVEMENT MARKING - LINE 6" - PAINT (SKIP DASH WHITE - 30 SKIP 10 DASH)
- TEMPORARY PAVEMENT MARKING - LINE 24" - PAINT (SOLID WHITE)
- TEMPORARY PAVEMENT MARKING LETTERS AND SYMBOLS - PAINT (SOLID WHITE)

MODEL: I64CL-S-Plan 14 (Sheet)
 FILE NAME: D876M95_sht_MOT_Stage_3.dgn

55 W Van Buren St, Ste 200
 Chicago, IL 60605
 TEL: 312.787.0707 FAX: 312.787.7322
 WWW.ESCOOTOINC.COM
Professional Engineering Design Firm No. 18403009-0002
 Copyright © 2026

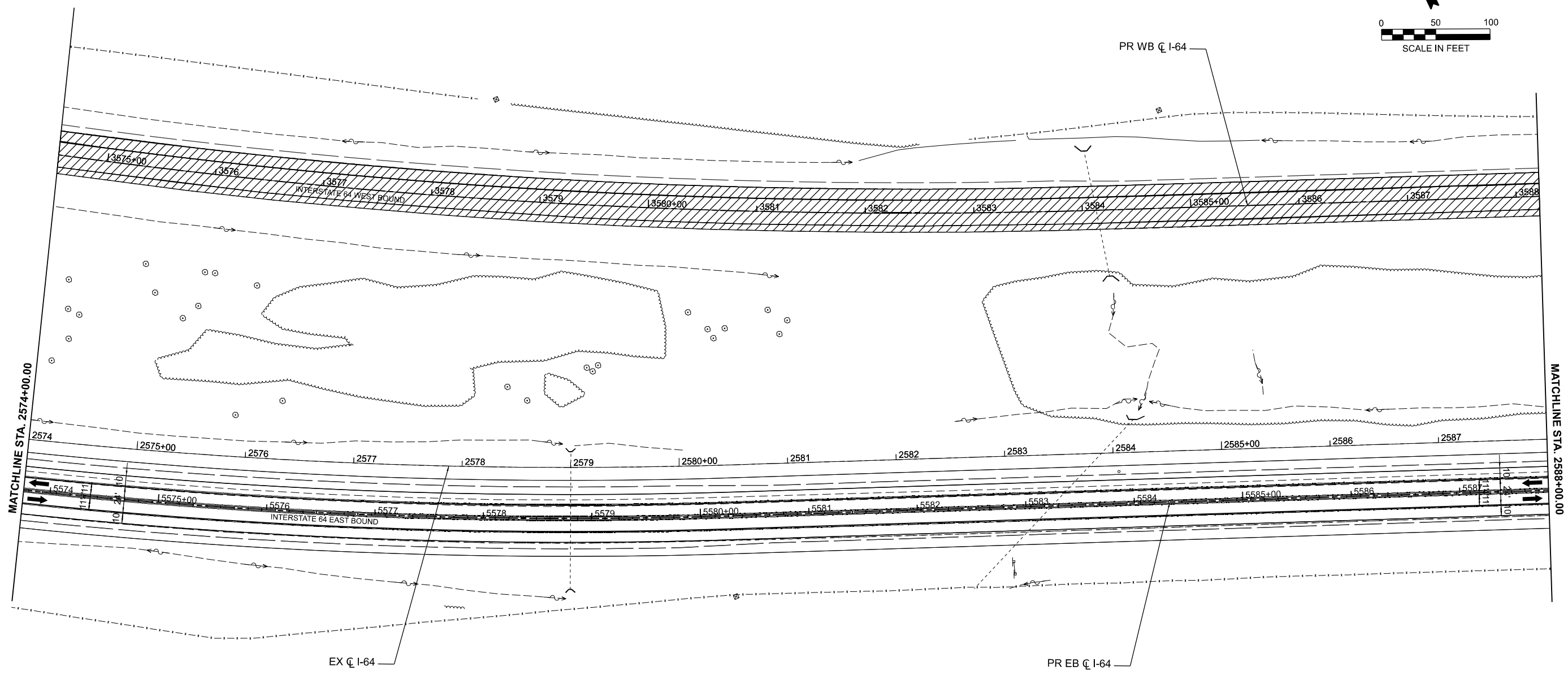
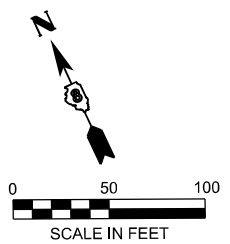
USER NAME = mgesior	DESIGNED - MEG	REVISED -
	DRAWN - MEG	REVISED -
	CHECKED - MTV	REVISED -
PLOT DATE = 5/6/2026	DATE - 5/6/2026	REVISED -

STATE OF ILLINOIS
DEPARTMENT OF TRANSPORTATION

MAINTENANCE OF TRAFFIC - STAGE 3A
I-64

SCALE: 1" = 50' SHEET 14 OF 40 SHEETS STA. TO STA.

F.A.I. RTE.	SECTION	COUNTY	TOTAL SHEETS	SHEET NO.
64	95-(3,4)RS-2	WASHINGTON	775	340
CONTRACT NO. 76M95				
ILLINOIS FED. AID PROJECT				



LEGEND

- WORK AREA
- SHOULDER IMPROVEMENTS
- DIRECTION OF TRAFFIC
- TEMPORARY CONCRETE BARRIER
- DIRECTIONAL INDICATOR BARRICADE (WITH STEADY BURN MONODIRECTIONAL LIGHT)
- DRUMS (WITH STEADY BURN MONODIRECTIONAL LIGHTS ON TAPER)
- TYPE III BARRICADE
- IMPACT ATTENUATOR
- ① TEMPORARY PAVEMENT MARKING - LINE 6" - PAINT (SOLID WHITE)
- ② TEMPORARY PAVEMENT MARKING - LINE 6" - PAINT (SOLID YELLOW)
- ③ TEMPORARY PAVEMENT MARKING - LINE 8" - PAINT (DOTTED - 9' SKIP 3' DASH)
- ④ TEMPORARY PAVEMENT MARKING - LINE 6" - PAINT (SKIP DASH WHITE - 30 SKIP 10 DASH)
- ⑤ TEMPORARY PAVEMENT MARKING - LINE 24" - PAINT (SOLID WHITE)
- ⑥ TEMPORARY PAVEMENT MARKING LETTERS AND SYMBOLS - PAINT (SOLID WHITE)

MODEL: I64CL-5-Plan 15 (Sheet)
 FILE NAME: D876M95_sht_MOT_Stage_3.dgn

55 W Van Buren St, Ste 200
 Chicago, IL 60605
 TEL: 312.787.0707 FAX: 312.787.7322
 WWW.ESCOTOINC.COM
Professional Engineering Design Firm No. 18403009-0002
 Copyright © 2026

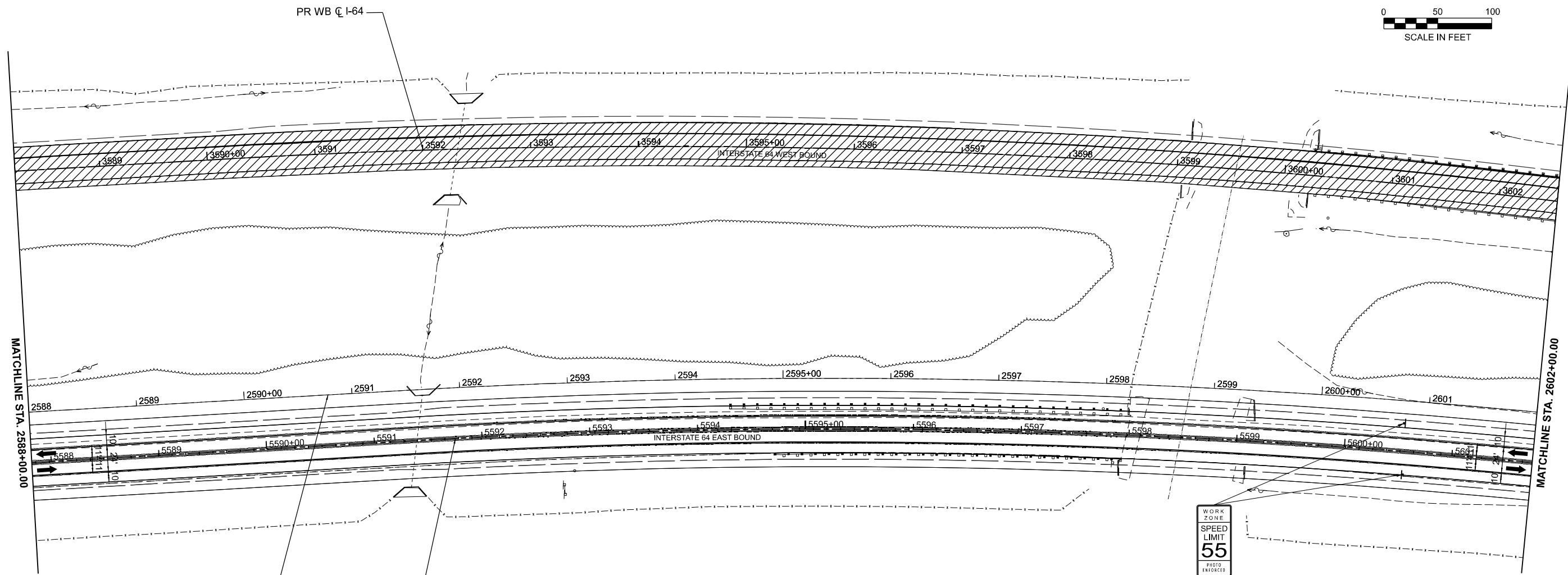
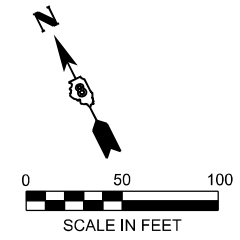
USER NAME = mgesior	DESIGNED - MEG	REVISED -
	DRAWN - MEG	REVISED -
	CHECKED - MTV	REVISED -
PLOT DATE = 5/6/2026	DATE - 5/6/2026	REVISED -

STATE OF ILLINOIS
DEPARTMENT OF TRANSPORTATION

MAINTENANCE OF TRAFFIC - STAGE 3A
I-64

SCALE: 1" = 50' SHEET 15 OF 40 SHEETS STA. TO STA.

F.A.I. RTE.	SECTION	COUNTY	TOTAL SHEETS	SHEET NO.
64	95-(3,4)RS-2	WASHINGTON	775	341
CONTRACT NO. 76M95				
ILLINOIS FED. AID PROJECT				



WORK ZONE
SPEED LIMIT
55
PHOTO ENFORCED
\$250 FINE
MINIMUM

W21-1115(O)-3618
R2-1-3648
R10-1108p-3618
R2-1106p-3618
BOTH SIDES
OF TRAFFIC

LEGEND

- WORK AREA
- SHOULDER IMPROVEMENTS
- DIRECTION OF TRAFFIC
- TEMPORARY CONCRETE BARRIER
- DIRECTIONAL INDICATOR BARRICADE (WITH STEADY BURN MONODIRECTIONAL LIGHT)
- DRUMS (WITH STEADY BURN MONODIRECTIONAL LIGHTS ON TAPER)
- TYPE III BARRICADE
- IMPACT ATTENUATOR
- ① TEMPORARY PAVEMENT MARKING - LINE 6" - PAINT (SOLID WHITE)
- ② TEMPORARY PAVEMENT MARKING - LINE 6" - PAINT (SOLID YELLOW)
- ③ TEMPORARY PAVEMENT MARKING - LINE 8" - PAINT (DOTTED - 9' SKIP 3' DASH)
- ④ TEMPORARY PAVEMENT MARKING - LINE 6" - PAINT (SKIP DASH WHITE - 30 SKIP 10 DASH)
- ⑤ TEMPORARY PAVEMENT MARKING - LINE 24" - PAINT (SOLID WHITE)
- ⑥ TEMPORARY PAVEMENT MARKING LETTERS AND SYMBOLS - PAINT (SOLID WHITE)

MODEL: I64CL-5-Plan 16 (Sheet)
FILE NAME: D876M95_sht_MOT_Stage_3.dgn

55 W Van Buren St, Ste 200
Chicago, IL 60605
TEL: 312.787.0707 FAX: 312.787.7322
WWW.DESCOTOINC.COM
Professional Engineering Design Firm No. 18403609-0002
Copyright © 2026

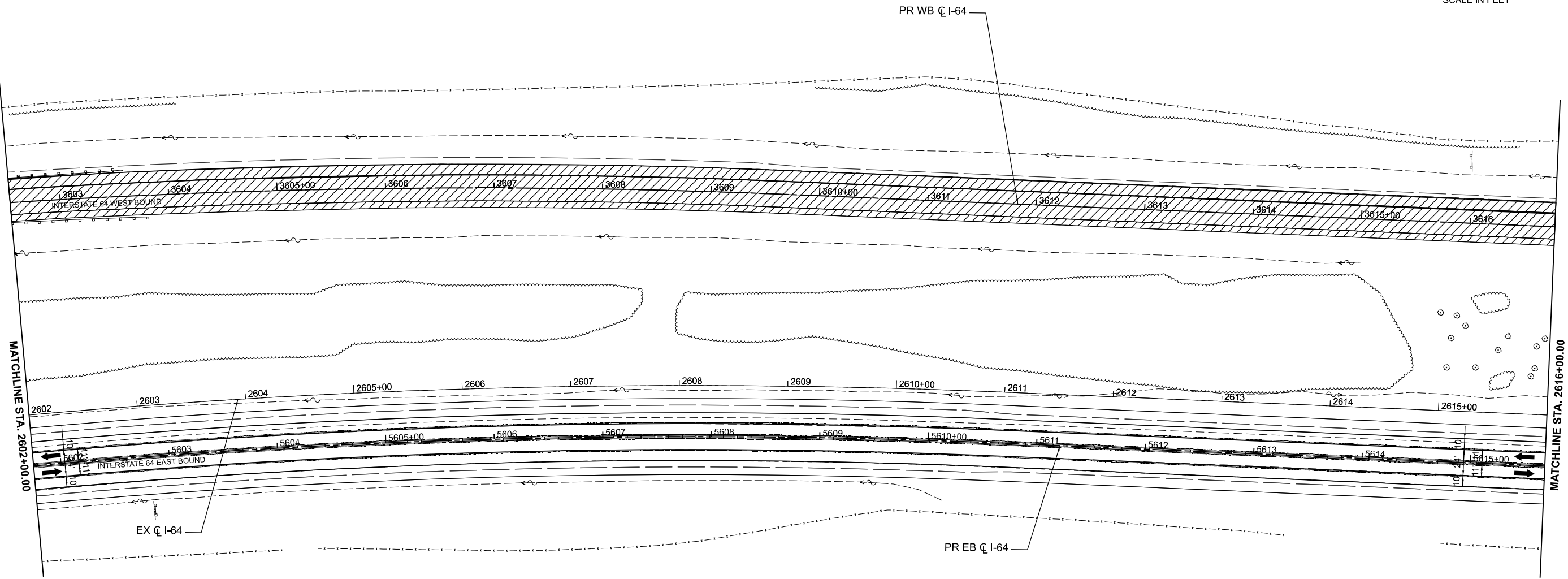
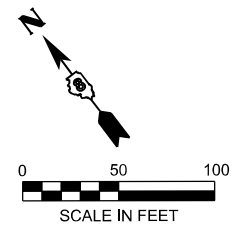
USER NAME = mgesior	DESIGNED - MEG	REVISED -
	DRAWN - MEG	REVISED -
	CHECKED - MTV	REVISED -
PLOT DATE = 5/6/2026	DATE - 5/6/2026	REVISED -

**STATE OF ILLINOIS
DEPARTMENT OF TRANSPORTATION**

**MAINTENANCE OF TRAFFIC - STAGE 3A
I-64**

SCALE: 1" = 50' SHEET 16 OF 40 SHEETS STA. TO STA.

F.A.I. RTE.	SECTION	COUNTY	TOTAL SHEETS	SHEET NO.
64	95-(3,4)RS-2	WASHINGTON	775	342
CONTRACT NO. 76M95				
ILLINOIS FED. AID PROJECT				



LEGEND

- WORK AREA
- SHOULDER IMPROVEMENTS
- DIRECTION OF TRAFFIC
- TEMPORARY CONCRETE BARRIER
- DIRECTIONAL INDICATOR BARRICADE (WITH STEADY BURN MONODIRECTIONAL LIGHT)
- DRUMS (WITH STEADY BURN MONODIRECTIONAL LIGHTS ON TAPER)
- TYPE III BARRICADE
- IMPACT ATTENUATOR
- ① TEMPORARY PAVEMENT MARKING - LINE 6" - PAINT (SOLID WHITE)
- ② TEMPORARY PAVEMENT MARKING - LINE 6" - PAINT (SOLID YELLOW)
- ③ TEMPORARY PAVEMENT MARKING - LINE 8" - PAINT (DOTTED - 9' SKIP 3' DASH)
- ④ TEMPORARY PAVEMENT MARKING - LINE 6" - PAINT (SKIP DASH WHITE - 30 SKIP 10 DASH)
- ⑤ TEMPORARY PAVEMENT MARKING - LINE 24" - PAINT (SOLID WHITE)
- ⑥ TEMPORARY PAVEMENT MARKING LETTERS AND SYMBOLS - PAINT (SOLID WHITE)

MODEL: I64CL-5-Plan 17 (Sheet)
 FILE NAME: D876M95_sht_MOT_Stage_3.dgn

55 W Van Buren St, Ste 200
 Chicago, IL 60605
 TEL: 312.787.0707 FAX: 312.787.7322
 WWW.DESCOTOINC.COM
Professional Engineering Design Firm No. 18403609-0002
Copyright © 2026

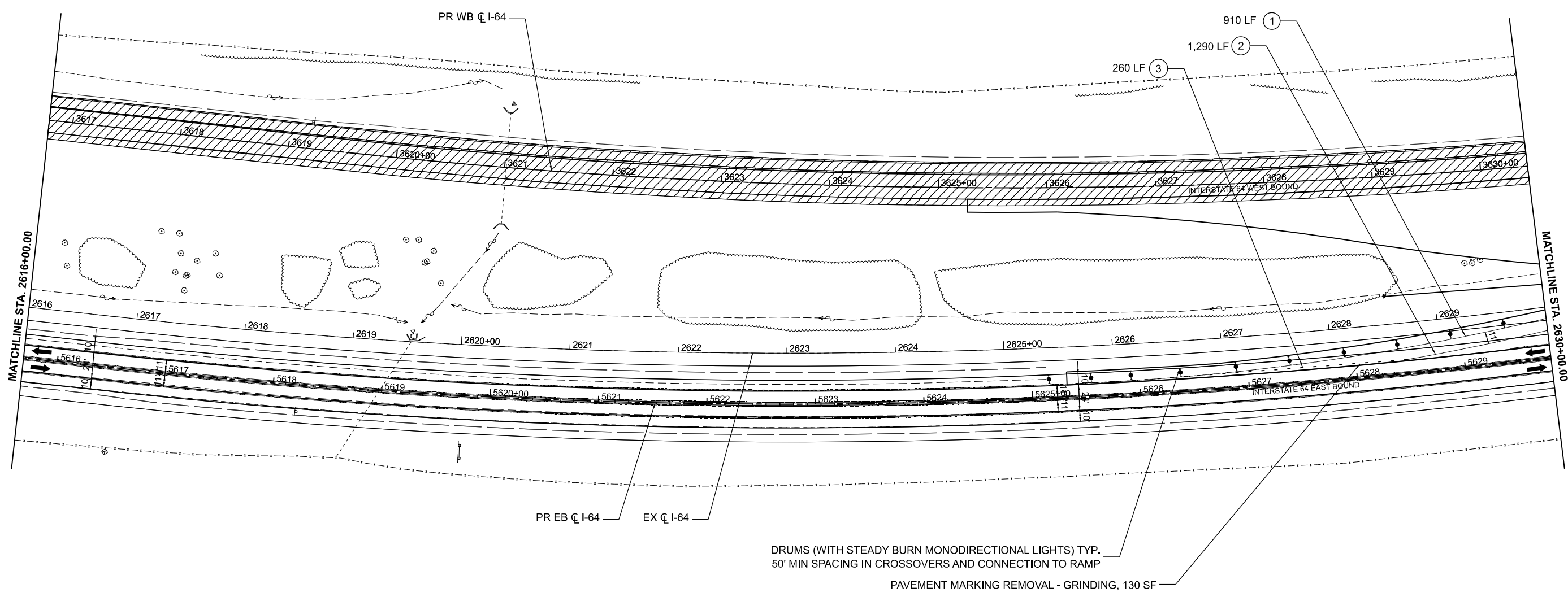
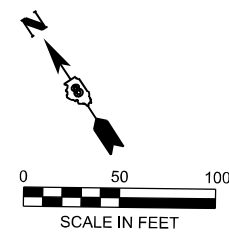
USER NAME = mgesior	DESIGNED - MEG	REVISED -	
	DRAWN - MEG	REVISED -	
	CHECKED - MTV	REVISED -	
PLOT DATE = 5/6/2026	DATE = 5/6/2026	REVISED -	

STATE OF ILLINOIS
DEPARTMENT OF TRANSPORTATION

MAINTENANCE OF TRAFFIC - STAGE 3A
I-64

SCALE: 1" = 50' SHEET 17 OF 40 SHEETS STA. TO STA.

F.A.I. RTE.	SECTION	COUNTY	TOTAL SHEETS	SHEET NO.
64	95-(3,4)RS-2	WASHINGTON	775	343
CONTRACT NO. 76M95				
ILLINOIS FED. AID PROJECT				



DRUMS (WITH STEADY BURN MONODIRECTIONAL LIGHTS) TYP.
50' MIN SPACING IN CROSSOVERS AND CONNECTION TO RAMP
PAVEMENT MARKING REMOVAL - GRINDING, 130 SF

LEGEND

- WORK AREA
- IMPACT ATTENUATOR
- SHOULDER IMPROVEMENTS
- DIRECTION OF TRAFFIC
- TEMPORARY CONCRETE BARRIER
- DIRECTIONAL INDICATOR BARRICADE (WITH STEADY BURN MONODIRECTIONAL LIGHT)
- DRUMS (WITH STEADY BURN MONODIRECTIONAL LIGHTS ON TAPER)
- TYPE III BARRICADE
- TEMPORARY PAVEMENT MARKING - LINE 6" - PAINT (SOLID WHITE)
- TEMPORARY PAVEMENT MARKING - LINE 6" - PAINT (SOLID YELLOW)
- TEMPORARY PAVEMENT MARKING - LINE 8" - PAINT (DOTTED - 9' SKIP 3' DASH)
- TEMPORARY PAVEMENT MARKING - LINE 6" - PAINT (SKIP DASH WHITE - 30 SKIP 10 DASH)
- TEMPORARY PAVEMENT MARKING - LINE 24" - PAINT (SOLID WHITE)
- TEMPORARY PAVEMENT MARKING LETTERS AND SYMBOLS - PAINT (SOLID WHITE)

MODEL: I64CL-S-Plan 18 (Sheet)
FILE NAME: D876M95_sht_MOT_Stage_3.dgn

d Escoto, Inc.
55 W Van Buren St, Ste 200
Chicago, IL 60605
TEL: 312.787.0707 FAX: 312.787.7322
WWW.ESCOTOINC.COM
Professional Engineering Design Firm No. 18403609-0002
Copyright © 2026

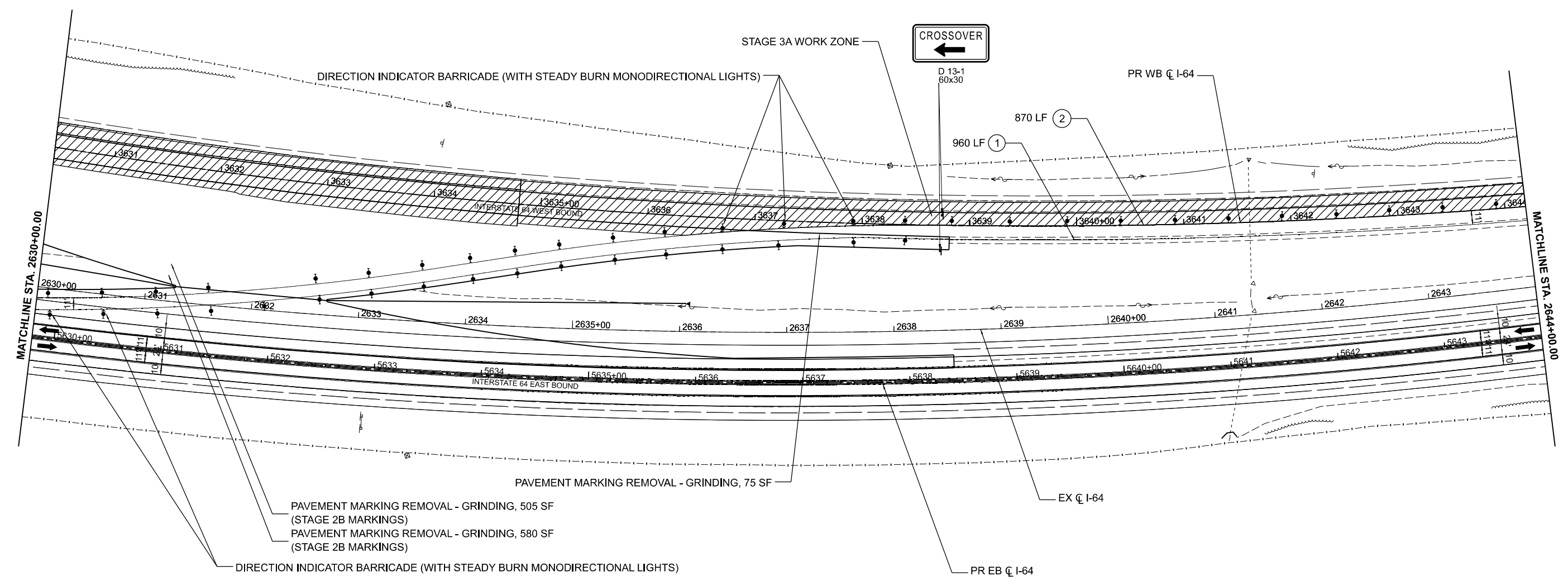
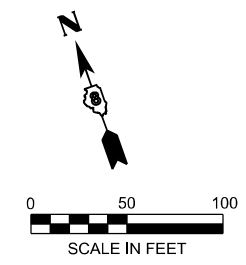
USER NAME = mgesior	DESIGNED - MEG	REVISED -
	DRAWN - MEG	REVISED -
	CHECKED - MTV	REVISED -
PLOT DATE = 5/6/2026	DATE - 5/6/2026	REVISED -

**STATE OF ILLINOIS
DEPARTMENT OF TRANSPORTATION**

**MAINTENANCE OF TRAFFIC - STAGE 3A
I-64**

SCALE: 1" = 50' SHEET 18 OF 40 SHEETS STA. TO STA.

F.A.I. RTE.	SECTION	COUNTY	TOTAL SHEETS	SHEET NO.
64	95-(3,4)RS-2	WASHINGTON	775	344
CONTRACT NO. 76M95				
ILLINOIS FED. AID PROJECT				



LEGEND

- WORK AREA
- SHOULDER IMPROVEMENTS
- DIRECTION OF TRAFFIC
- TEMPORARY CONCRETE BARRIER
- DIRECTIONAL INDICATOR BARRICADE (WITH STEADY BURN MONODIRECTIONAL LIGHT)
- DRUMS (WITH STEADY BURN MONODIRECTIONAL LIGHTS ON TAPER)
- TYPE III BARRICADE
- IMPACT ATTENUATOR
- TEMPORARY PAVEMENT MARKING - LINE 6" - PAINT (SOLID WHITE)
- TEMPORARY PAVEMENT MARKING - LINE 6" - PAINT (SOLID YELLOW)
- TEMPORARY PAVEMENT MARKING - LINE 8" - PAINT (DOTTED - 9' SKIP 3' DASH)
- TEMPORARY PAVEMENT MARKING - LINE 6" - PAINT (SKIP DASH WHITE - 30 SKIP 10 DASH)
- TEMPORARY PAVEMENT MARKING - LINE 24" - PAINT (SOLID WHITE)
- TEMPORARY PAVEMENT MARKING LETTERS AND SYMBOLS - PAINT (SOLID WHITE)

MODEL: I64CL-S-Plan 19 (Sheet)
 FILE NAME: D876M95_sht_MOT_Stage_3.dgn

55 W Van Buren St, Ste 200
 Chicago, IL 60605
 TEL: 312.787.0707 FAX: 312.787.7322
 WWW.ESCOTOINC.COM
Professional Engineering Design Firm No. 18403609-0002
 Copyright © 2026

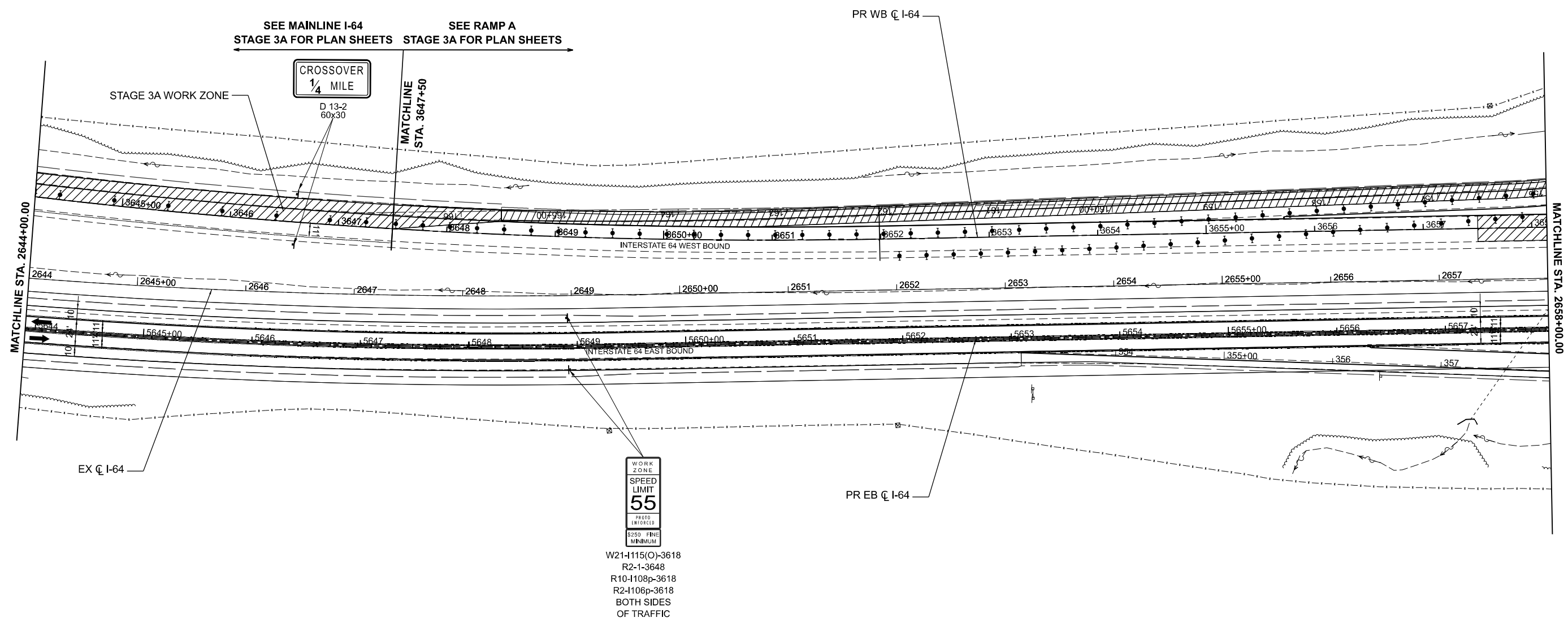
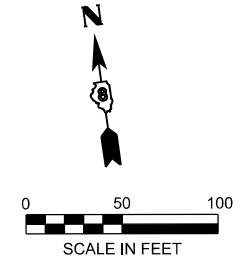
USER NAME = mgesior	DESIGNED - MEG	REVISED -
	DRAWN - MEG	REVISED -
	CHECKED - MTV	REVISED -
PLOT DATE = 5/6/2026	DATE - 5/6/2026	REVISED -

STATE OF ILLINOIS
DEPARTMENT OF TRANSPORTATION

MAINTENANCE OF TRAFFIC - STAGE 3A
I-64

SCALE: 1" = 50' SHEET 19 OF 40 SHEETS STA. TO STA.

F.A.I. RTE.	SECTION	COUNTY	TOTAL SHEETS	SHEET NO.
64	95-(3,4)RS-2	WASHINGTON	775	345
CONTRACT NO. 76M95				
ILLINOIS		FED. AID PROJECT		



LEGEND

- WORK AREA
- SHOULDER IMPROVEMENTS
- DIRECTION OF TRAFFIC
- TEMPORARY CONCRETE BARRIER
- DIRECTIONAL INDICATOR BARRICADE (WITH STEADY BURN MONODIRECTIONAL LIGHT)
- DRUMS (WITH STEADY BURN MONODIRECTIONAL LIGHTS ON TAPER)
- TYPE III BARRICADE
- IMPACT ATTENUATOR
- ① TEMPORARY PAVEMENT MARKING - LINE 6" - PAINT (SOLID WHITE)
- ② TEMPORARY PAVEMENT MARKING - LINE 6" - PAINT (SOLID YELLOW)
- ③ TEMPORARY PAVEMENT MARKING - LINE 8" - PAINT (DOTTED - 9' SKIP 3' DASH)
- ④ TEMPORARY PAVEMENT MARKING - LINE 6" - PAINT (SKIP DASH WHITE - 30 SKIP 10 DASH)
- ⑤ TEMPORARY PAVEMENT MARKING - LINE 24" - PAINT (SOLID WHITE)
- ⑥ TEMPORARY PAVEMENT MARKING LETTERS AND SYMBOLS - PAINT (SOLID WHITE)

MODEL: I64CL-S-Plan 20 (Sheet)
 FILE NAME: D876M95_sht_MOT_Stage_3.dgn

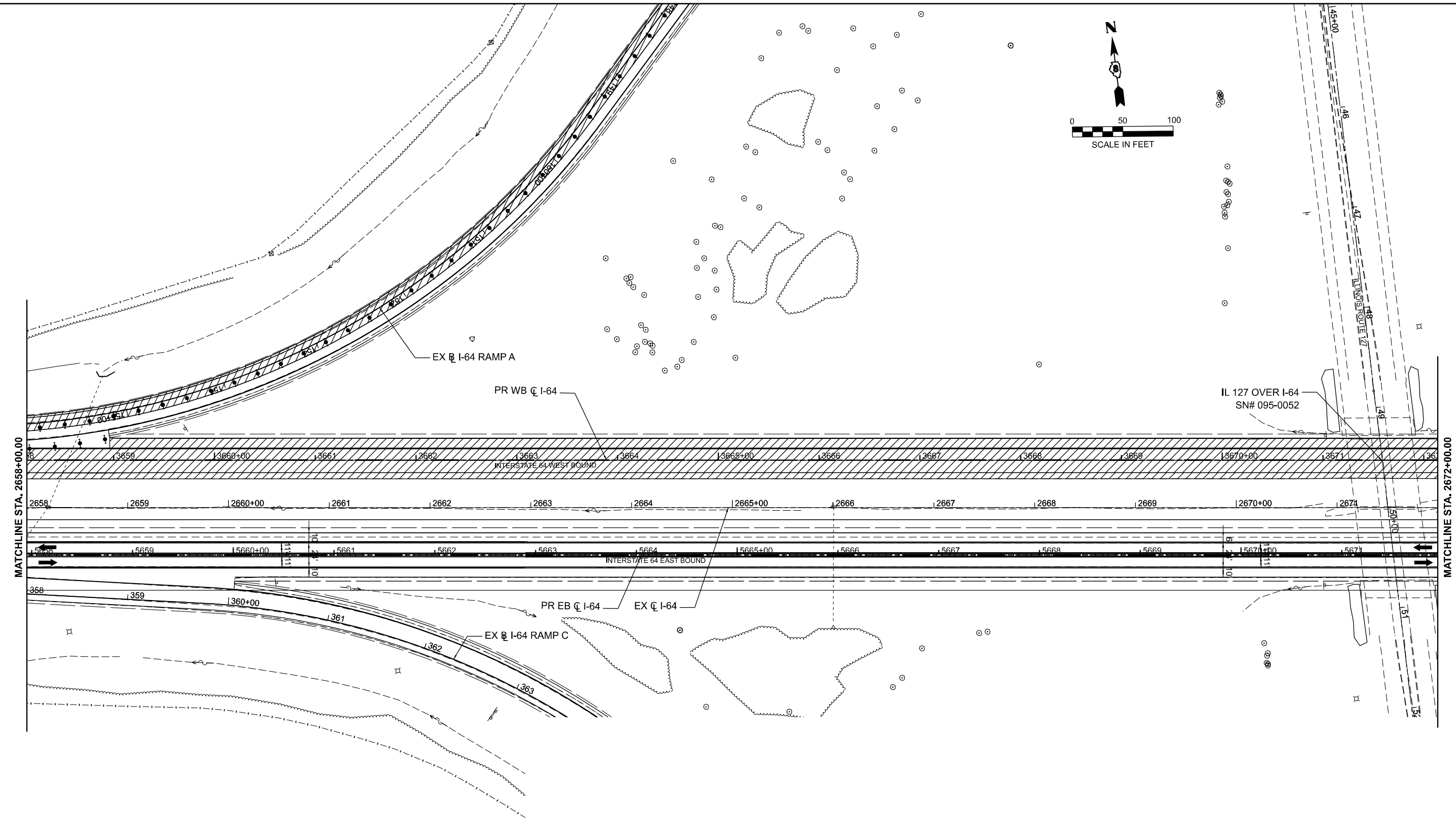
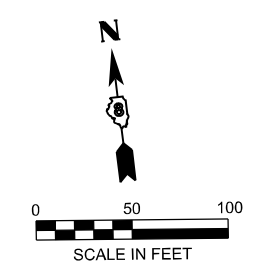
USER NAME = mgesior	DESIGNED - MEG	REVISED -
	DRAWN - MEG	REVISED -
	CHECKED - MTV	REVISED -
PLOT DATE = 5/6/2026	DATE - 5/6/2026	REVISED -

**STATE OF ILLINOIS
DEPARTMENT OF TRANSPORTATION**

**MAINTENANCE OF TRAFFIC - STAGE 3A
I-64**

SCALE: 1" = 50' SHEET 20 OF 40 SHEETS STA. TO STA.

F.A.I. RTE.	SECTION	COUNTY	TOTAL SHEETS	SHEET NO.
64	95-(3,4)RS-2	WASHINGTON	775	346
CONTRACT NO. 76M95				
ILLINOIS FED. AID PROJECT				



LEGEND

- WORK AREA
- SHOULDER IMPROVEMENTS
- DIRECTION OF TRAFFIC
- TEMPORARY CONCRETE BARRIER
- DIRECTIONAL INDICATOR BARRICADE (WITH STEADY BURN MONODIRECTIONAL LIGHT)
- DRUMS (WITH STEADY BURN MONODIRECTIONAL LIGHTS ON TAPER)
- TYPE III BARRICADE
- IMPACT ATTENUATOR
- TEMPORARY PAVEMENT MARKING - LINE 6" - PAINT (SOLID WHITE)
- TEMPORARY PAVEMENT MARKING - LINE 6" - PAINT (SOLID YELLOW)
- TEMPORARY PAVEMENT MARKING - LINE 8" - PAINT (DOTTED - 9' SKIP 3' DASH)
- TEMPORARY PAVEMENT MARKING - LINE 6" - PAINT (SKIP DASH WHITE - 30 SKIP 10 DASH)
- TEMPORARY PAVEMENT MARKING - LINE 24" - PAINT (SOLID WHITE)
- TEMPORARY PAVEMENT MARKING LETTERS AND SYMBOLS - PAINT (SOLID WHITE)

MODEL: I64CL-S-Plan 21 (Sheet)
 FILE NAME: D876M95_sht_MOT_Stage_3.dgn

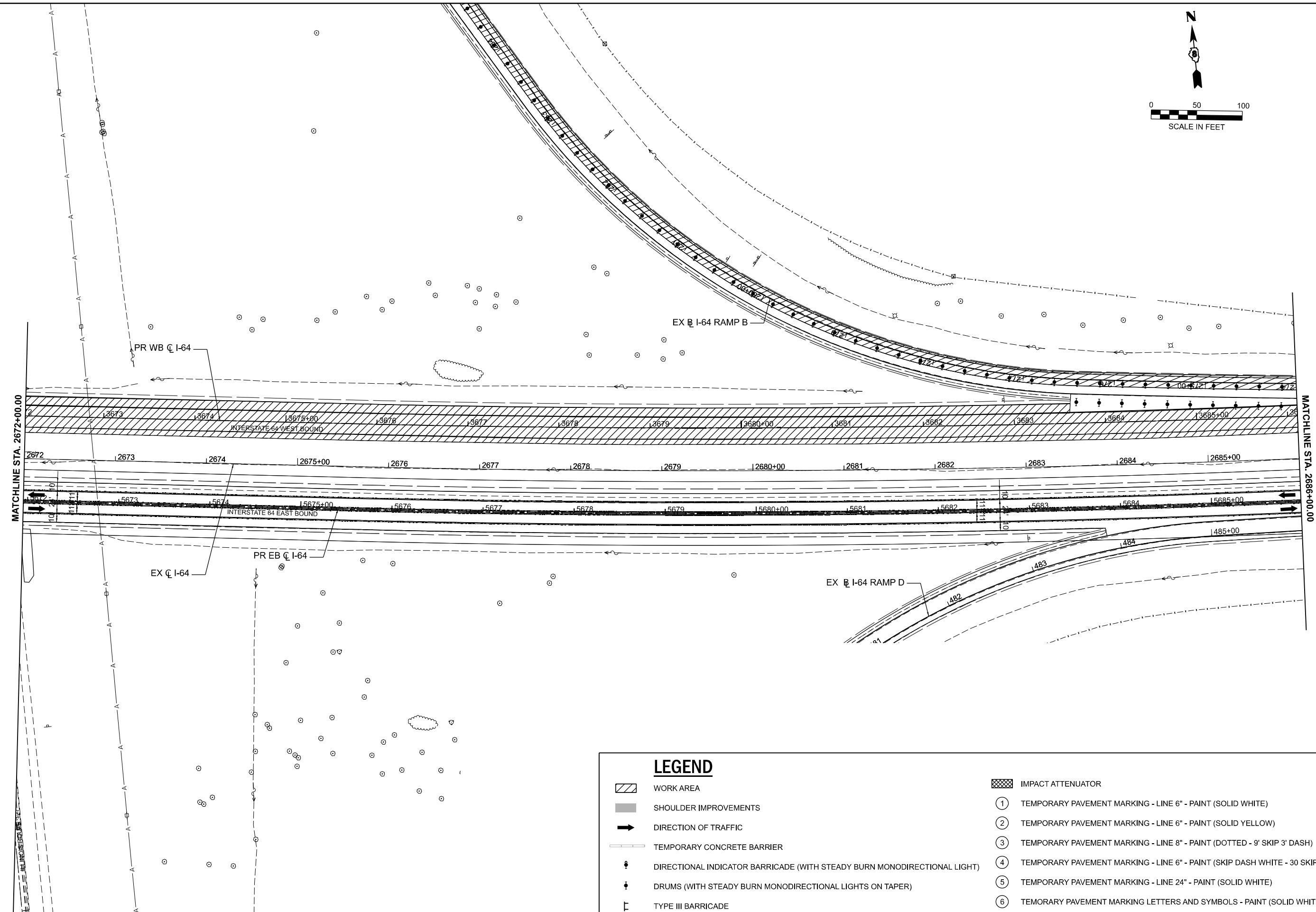
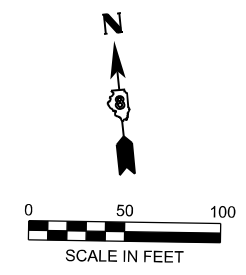
55 W Van Buren St, Ste 200
 Chicago, IL 60605
 TEL: 312.787.0707 FAX: 312.787.7322
 WWW.DESCO.COM
Professional Engineering Design Firm No. 18403609-0002
Copyright © 2026

USER NAME = mgesior	DESIGNED - MEG	REVISED -
	DRAWN - MEG	REVISED -
	CHECKED - MTV	REVISED -
PLOT DATE = 5/6/2026	DATE - 5/6/2026	REVISED -

STATE OF ILLINOIS
DEPARTMENT OF TRANSPORTATION

MAINTENANCE OF TRAFFIC - STAGE 3A
I-64
 SCALE: 1" = 50' SHEET 21 OF 40 SHEETS STA. TO STA.

F.A.I. RTE.	SECTION	COUNTY	TOTAL SHEETS	SHEET NO.
64	95-(3,4)RS-2	WASHINGTON	775	347
CONTRACT NO. 76M95				
ILLINOIS FED. AID PROJECT				



LEGEND

- WORK AREA
- SHOULDER IMPROVEMENTS
- DIRECTION OF TRAFFIC
- TEMPORARY CONCRETE BARRIER
- DIRECTIONAL INDICATOR BARRICADE (WITH STEADY BURN MONODIRECTIONAL LIGHT)
- DRUMS (WITH STEADY BURN MONODIRECTIONAL LIGHTS ON TAPER)
- TYPE III BARRICADE
- IMPACT ATTENUATOR
- TEMPORARY PAVEMENT MARKING - LINE 6" - PAINT (SOLID WHITE)
- TEMPORARY PAVEMENT MARKING - LINE 6" - PAINT (SOLID YELLOW)
- TEMPORARY PAVEMENT MARKING - LINE 8" - PAINT (DOTTED - 9' SKIP 3' DASH)
- TEMPORARY PAVEMENT MARKING - LINE 6" - PAINT (SKIP DASH WHITE - 30 SKIP 10 DASH)
- TEMPORARY PAVEMENT MARKING - LINE 24" - PAINT (SOLID WHITE)
- TEMPORARY PAVEMENT MARKING LETTERS AND SYMBOLS - PAINT (SOLID WHITE)

MODEL: I64CL-5-Plan 22 (Sheet)
 FILE NAME: D876M95_sht_MOT_Stage_3.dgn

55 W Van Buren St, Ste 200
 Chicago, IL 60605
 TEL: 312.787.0707 FAX: 312.787.7322
 WWW.ESCOOTOINC.COM
Professional Engineering Design Firm No. 18403609-0002
 Copyright © 2026

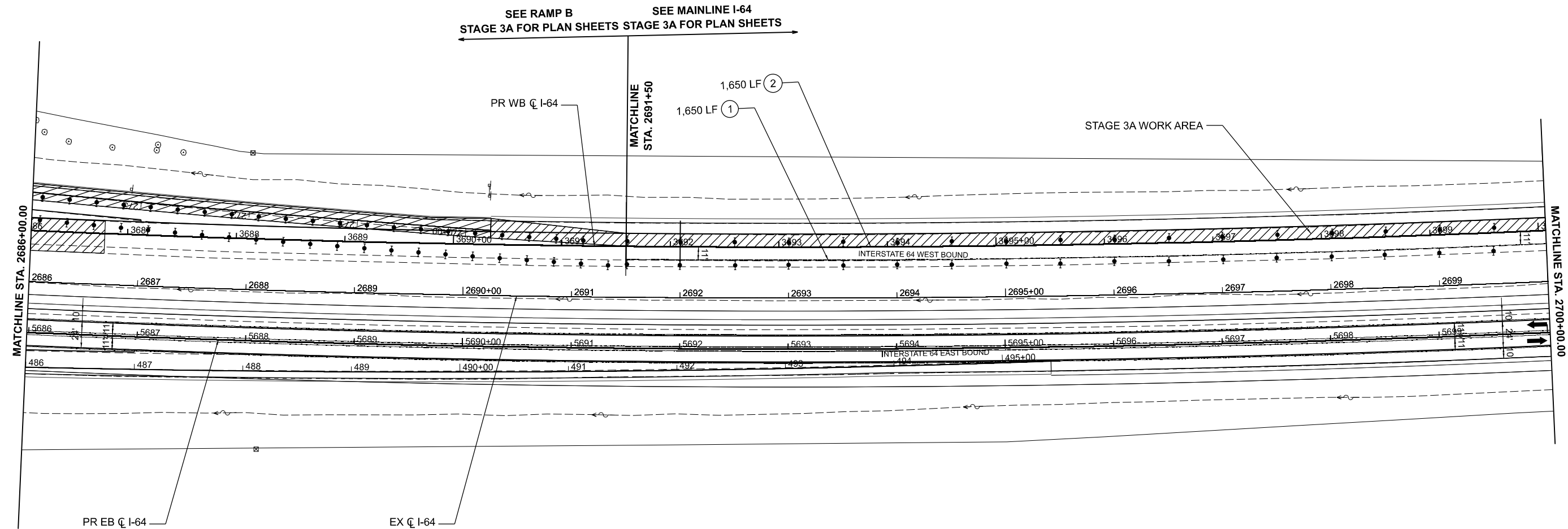
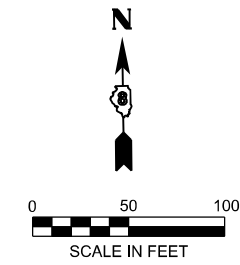
USER NAME = mgesior	DESIGNED - MEG	REVISED -
	DRAWN - MEG	REVISED -
	CHECKED - MTV	REVISED -
PLOT DATE = 5/6/2026	DATE - 5/6/2026	REVISED -

STATE OF ILLINOIS
DEPARTMENT OF TRANSPORTATION

MAINTENANCE OF TRAFFIC - STAGE 3A
I-64

SCALE: 1" = 50' SHEET 22 OF 40 SHEETS STA. TO STA.

F.A.I. RTE.	SECTION	COUNTY	TOTAL SHEETS	SHEET NO.
64	95-(3,4)RS-2	WASHINGTON	775	348
CONTRACT NO. 76M95				
ILLINOIS FED. AID PROJECT				



LEGEND

- WORK AREA
- SHOULDER IMPROVEMENTS
- DIRECTION OF TRAFFIC
- TEMPORARY CONCRETE BARRIER
- DIRECTIONAL INDICATOR BARRICADE (WITH STEADY BURN MONODIRECTIONAL LIGHT)
- DRUMS (WITH STEADY BURN MONODIRECTIONAL LIGHTS ON TAPER)
- TYPE III BARRICADE
- IMPACT ATTENUATOR
- TEMPORARY PAVEMENT MARKING - LINE 6" - PAINT (SOLID WHITE)
- TEMPORARY PAVEMENT MARKING - LINE 6" - PAINT (SOLID YELLOW)
- TEMPORARY PAVEMENT MARKING - LINE 8" - PAINT (DOTTED - 9' SKIP 3' DASH)
- TEMPORARY PAVEMENT MARKING - LINE 6" - PAINT (SKIP DASH WHITE - 30 SKIP 10 DASH)
- TEMPORARY PAVEMENT MARKING - LINE 24" - PAINT (SOLID WHITE)
- TEMPORARY PAVEMENT MARKING LETTERS AND SYMBOLS - PAINT (SOLID WHITE)

MODEL: I64CL-S-Plan_23 (Sheet)
 FILE NAME: D876M95_sht_MOT_Stage_3.dgn

55 W Van Buren St, Ste 200
 Chicago, IL 60605
 TEL: 312.787.0707 FAX: 312.787.7322
 WWW.DESCO.COM
dEscoto, Inc. is a Professional Engineering Design Firm No. 18403609-0002
 Copyright © 2026


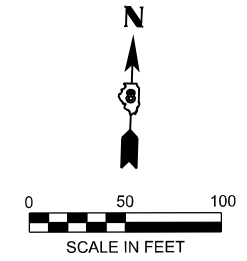
USER NAME = mgesior	DESIGNED - MEG	REVISED -
	DRAWN - MEG	REVISED -
	CHECKED - MTV	REVISED -
PLOT DATE = 5/6/2026	DATE - 5/6/2026	REVISED -

STATE OF ILLINOIS
DEPARTMENT OF TRANSPORTATION

MAINTENANCE OF TRAFFIC - STAGE 3A
I-64

SCALE: 1" = 50' SHEET 23 OF 40 SHEETS STA. TO STA.

F.A.I. RTE.	SECTION	COUNTY	TOTAL SHEETS	SHEET NO.
64	95-(3,4)RS-2	WASHINGTON	775	349
CONTRACT NO. 76M95				
ILLINOIS FED. AID PROJECT				



WORK ZONE
SPEED LIMIT
55
PHOTO ENFORCED
S250 FINE MINIMUM
W21-1115(O)-3618
R2-1-3648
R10-1108p-3618
R2-1106p-3618
BOTH SIDES OF TRAFFIC

LEGEND

- WORK AREA
- SHOULDER IMPROVEMENTS
- DIRECTION OF TRAFFIC
- TEMPORARY CONCRETE BARRIER
- DIRECTIONAL INDICATOR BARRICADE (WITH STEADY BURN MONODIRECTIONAL LIGHT)
- DRUMS (WITH STEADY BURN MONODIRECTIONAL LIGHTS ON TAPER)
- TYPE III BARRICADE
- IMPACT ATTENUATOR
- ① TEMPORARY PAVEMENT MARKING - LINE 6" - PAINT (SOLID WHITE)
- ② TEMPORARY PAVEMENT MARKING - LINE 6" - PAINT (SOLID YELLOW)
- ③ TEMPORARY PAVEMENT MARKING - LINE 8" - PAINT (DOTTED - 9' SKIP 3' DASH)
- ④ TEMPORARY PAVEMENT MARKING - LINE 6" - PAINT (SKIP DASH WHITE - 30 SKIP 10 DASH)
- ⑤ TEMPORARY PAVEMENT MARKING - LINE 24" - PAINT (SOLID WHITE)
- ⑥ TEMPORARY PAVEMENT MARKING LETTERS AND SYMBOLS - PAINT (SOLID WHITE)

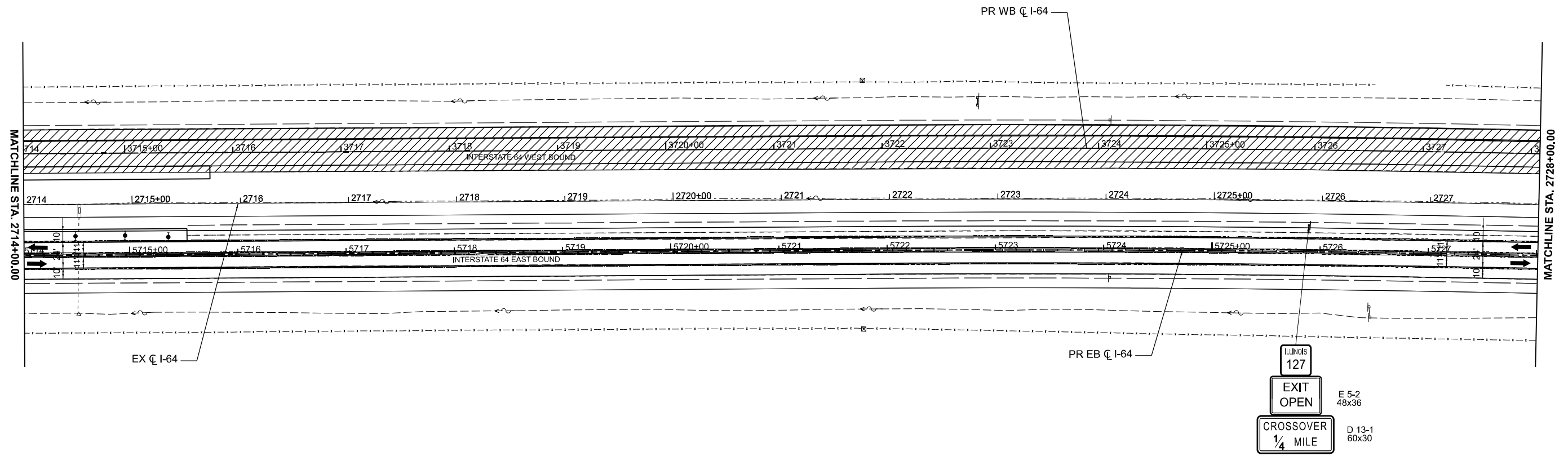
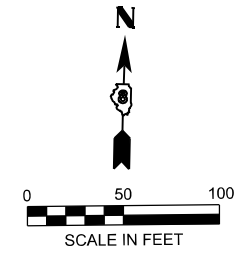
MODEL: I64CL-S-Plan_24 (Sheet)
FILE NAME: D876M95_sht_MOT_Stage_3.dgn

USER NAME = mgesior	DESIGNED - MEG	REVISED -
	DRAWN - MEG	REVISED -
	CHECKED - MTV	REVISED -
PLOT DATE = 5/6/2026	DATE - 5/6/2026	REVISED -

**STATE OF ILLINOIS
DEPARTMENT OF TRANSPORTATION**

**MAINTENANCE OF TRAFFIC - STAGE 3A
I-64**
SCALE: 1" = 50' SHEET 24 OF 40 SHEETS STA. TO STA.

F.A.I. RTE.	SECTION	COUNTY	TOTAL SHEETS	SHEET NO.
64	95-(3,4)RS-2	WASHINGTON	775	350
CONTRACT NO. 76M95				
ILLINOIS FED. AID PROJECT				



LEGEND

- WORK AREA
- SHOULDER IMPROVEMENTS
- DIRECTION OF TRAFFIC
- TEMPORARY CONCRETE BARRIER
- DIRECTIONAL INDICATOR BARRICADE (WITH STEADY BURN MONODIRECTIONAL LIGHT)
- DRUMS (WITH STEADY BURN MONODIRECTIONAL LIGHTS ON TAPER)
- TYPE III BARRICADE
- IMPACT ATTENUATOR
- ① TEMPORARY PAVEMENT MARKING - LINE 6" - PAINT (SOLID WHITE)
- ② TEMPORARY PAVEMENT MARKING - LINE 6" - PAINT (SOLID YELLOW)
- ③ TEMPORARY PAVEMENT MARKING - LINE 8" - PAINT (DOTTED - 9' SKIP 3' DASH)
- ④ TEMPORARY PAVEMENT MARKING - LINE 6" - PAINT (SKIP DASH WHITE - 30 SKIP 10 DASH)
- ⑤ TEMPORARY PAVEMENT MARKING - LINE 24" - PAINT (SOLID WHITE)
- ⑥ TEMPORARY PAVEMENT MARKING LETTERS AND SYMBOLS - PAINT (SOLID WHITE)

MODEL: I64CL-5-Plan 25 (Sheet)
FILE NAME: D876M95_sht_MOT_Stage_3.dgn

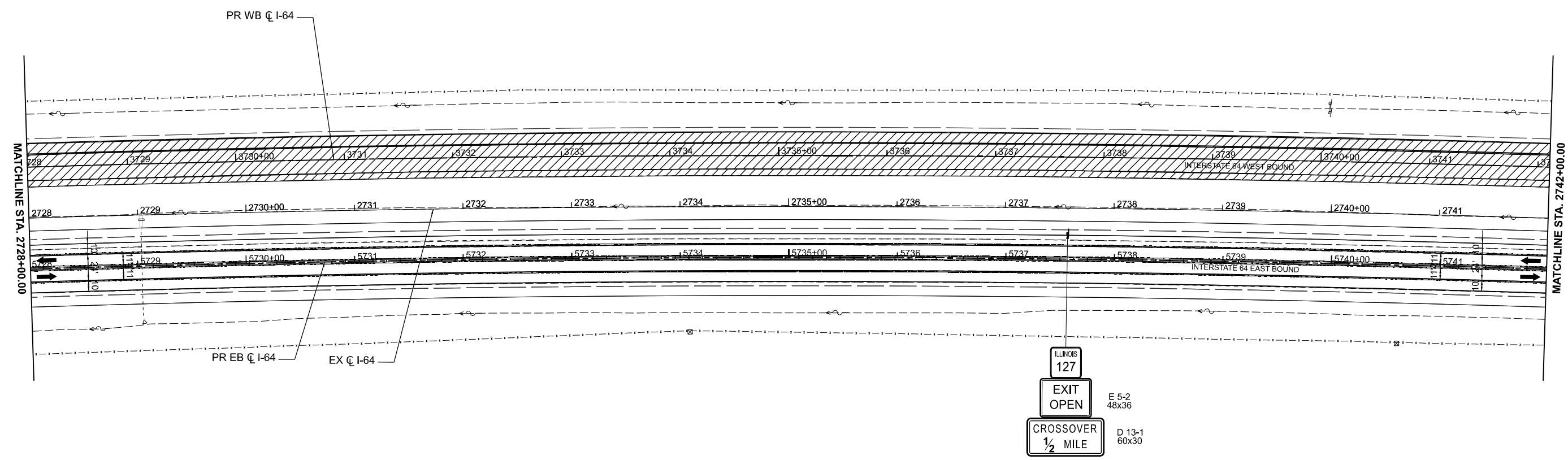
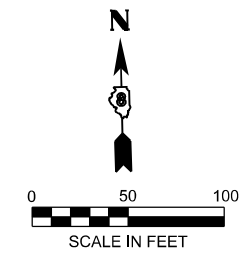
USER NAME = mgesior	DESIGNED - MEG	REVISED -
	DRAWN - MEG	REVISED -
	CHECKED - MTV	REVISED -
PLOT DATE = 5/6/2026	DATE - 5/6/2026	REVISED -

**STATE OF ILLINOIS
DEPARTMENT OF TRANSPORTATION**

**MAINTENANCE OF TRAFFIC - STAGE 3A
I-64**

SCALE: 1" = 50' SHEET 25 OF 40 SHEETS STA. TO STA.

F.A.I. RTE.	SECTION	COUNTY	TOTAL SHEETS	SHEET NO.
64	95-(3,4)RS-2	WASHINGTON	775	351
			CONTRACT NO. 76M95	
ILLINOIS FED. AID PROJECT				



LEGEND

- WORK AREA
- SHOULDER IMPROVEMENTS
- DIRECTION OF TRAFFIC
- TEMPORARY CONCRETE BARRIER
- DIRECTIONAL INDICATOR BARRICADE (WITH STEADY BURN MONODIRECTIONAL LIGHT)
- DRUMS (WITH STEADY BURN MONODIRECTIONAL LIGHTS ON TAPER)
- TYPE III BARRICADE
- IMPACT ATTENUATOR
- ① TEMPORARY PAVEMENT MARKING - LINE 6" - PAINT (SOLID WHITE)
- ② TEMPORARY PAVEMENT MARKING - LINE 6" - PAINT (SOLID YELLOW)
- ③ TEMPORARY PAVEMENT MARKING - LINE 8" - PAINT (DOTTED - 9' SKIP 3' DASH)
- ④ TEMPORARY PAVEMENT MARKING - LINE 6" - PAINT (SKIP DASH WHITE - 30 SKIP 10 DASH)
- ⑤ TEMPORARY PAVEMENT MARKING - LINE 24" - PAINT (SOLID WHITE)
- ⑥ TEMPORARY PAVEMENT MARKING LETTERS AND SYMBOLS - PAINT (SOLID WHITE)

MODEL: I64CL-S-Plan 26 (Sheet)
 FILE NAME: D876M95_sht_MOT_Stage_3.dgn

55 W Van Buren St, Ste 200
 Chicago, IL 60605
 TEL: 312.787.0707 FAX: 312.787.7322
 WWW.DESCOTOINC.COM
Professional Engineering Design Firm No. 18403609-0002
 Copyright © 2026

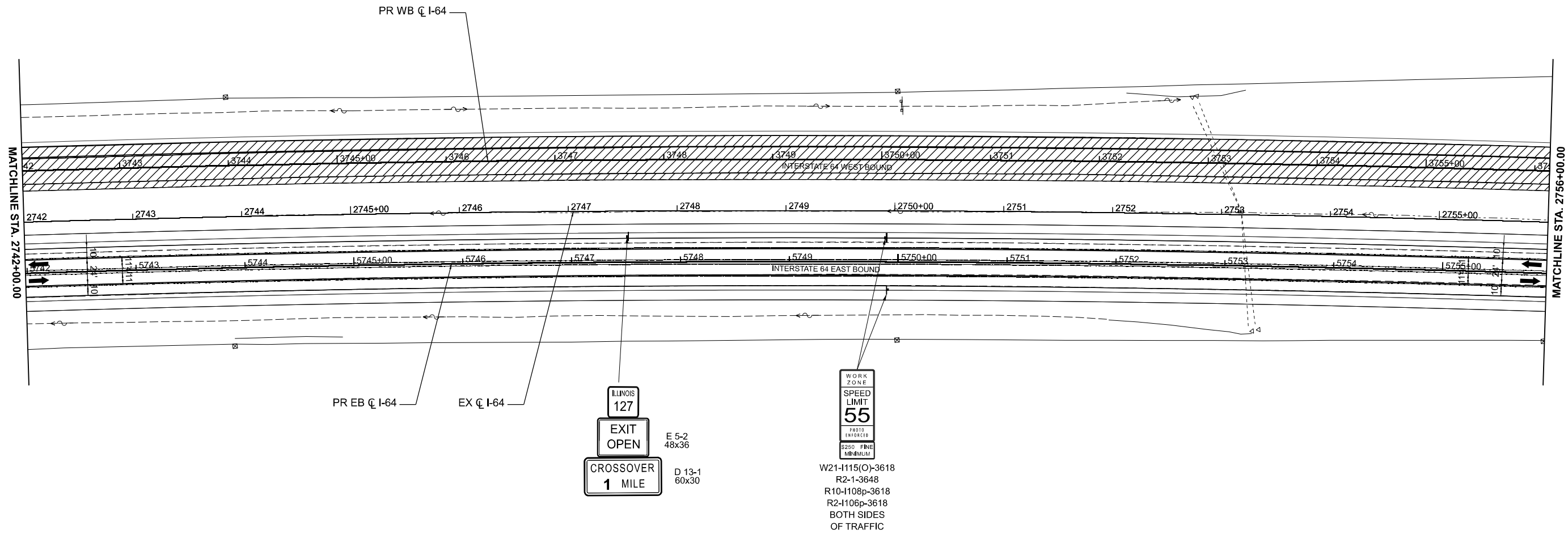
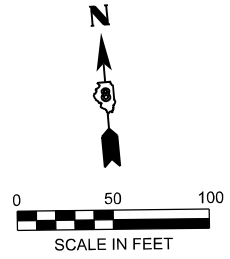
USER NAME = mgesior	DESIGNED - MEG	REVISED -
	DRAWN - MEG	REVISED -
	CHECKED - MTV	REVISED -
PLOT DATE = 5/6/2026	DATE - 5/6/2026	REVISED -

STATE OF ILLINOIS
DEPARTMENT OF TRANSPORTATION

MAINTENANCE OF TRAFFIC - STAGE 3A
I-64

SCALE: 1" = 50' SHEET 26 OF 40 SHEETS STA. TO STA.

F.A.I. RTE.	SECTION	COUNTY	TOTAL SHEETS	SHEET NO.
64	95-(3,4)RS-2	WASHINGTON	775	352
CONTRACT NO. 76M95				
ILLINOIS FED. AID PROJECT				



LEGEND

- WORK AREA
- SHOULDER IMPROVEMENTS
- DIRECTION OF TRAFFIC
- TEMPORARY CONCRETE BARRIER
- DIRECTIONAL INDICATOR BARRICADE (WITH STEADY BURN MONODIRECTIONAL LIGHT)
- DRUMS (WITH STEADY BURN MONODIRECTIONAL LIGHTS ON TAPER)
- TYPE III BARRICADE
- IMPACT ATTENUATOR
- ① TEMPORARY PAVEMENT MARKING - LINE 6" - PAINT (SOLID WHITE)
- ② TEMPORARY PAVEMENT MARKING - LINE 6" - PAINT (SOLID YELLOW)
- ③ TEMPORARY PAVEMENT MARKING - LINE 8" - PAINT (DOTTED - 9' SKIP 3' DASH)
- ④ TEMPORARY PAVEMENT MARKING - LINE 6" - PAINT (SKIP DASH WHITE - 30 SKIP 10 DASH)
- ⑤ TEMPORARY PAVEMENT MARKING - LINE 24" - PAINT (SOLID WHITE)
- ⑥ TEMPORARY PAVEMENT MARKING LETTERS AND SYMBOLS - PAINT (SOLID WHITE)

MODEL: I64CL-5-Plan 27 (Sheet)
FILE NAME: D876M95_sht_MOT_Stage_3.dgn

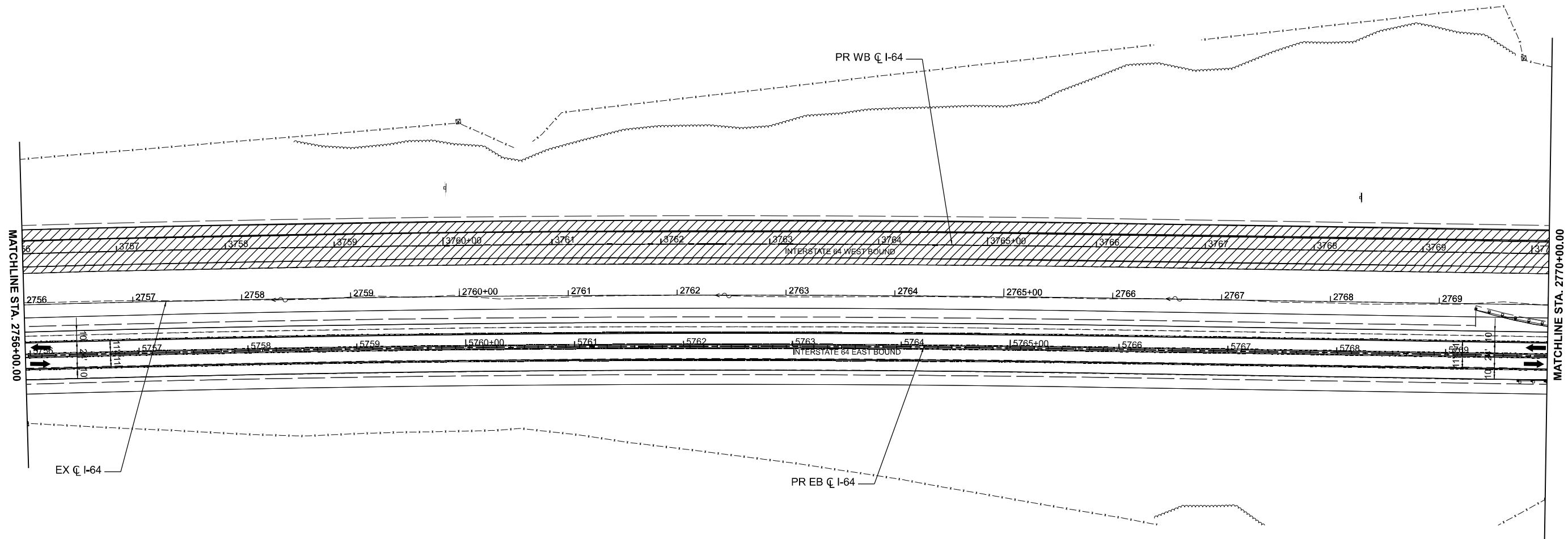
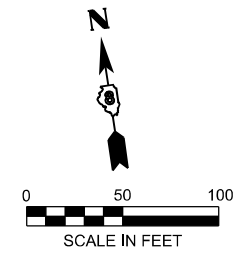
USER NAME = mgesior	DESIGNED - MEG	REVISED -
	DRAWN - MEG	REVISED -
	CHECKED - MTV	REVISED -
PLOT DATE = 5/6/2026	DATE - 5/6/2026	REVISED -

**STATE OF ILLINOIS
DEPARTMENT OF TRANSPORTATION**

**MAINTENANCE OF TRAFFIC - STAGE 3A
I-64**

SCALE: 1" = 50' SHEET 27 OF 40 SHEETS STA. TO STA.

F.A.I. RTE.	SECTION	COUNTY	TOTAL SHEETS	SHEET NO.
64	95-(3,4)RS-2	WASHINGTON	775	353
CONTRACT NO. 76M95				
ILLINOIS FED. AID PROJECT				



LEGEND

- WORK AREA
- SHOULDER IMPROVEMENTS
- DIRECTION OF TRAFFIC
- TEMPORARY CONCRETE BARRIER
- DIRECTIONAL INDICATOR BARRICADE (WITH STEADY BURN MONODIRECTIONAL LIGHT)
- DRUMS (WITH STEADY BURN MONODIRECTIONAL LIGHTS ON TAPER)
- TYPE III BARRICADE
- IMPACT ATTENUATOR
- ① TEMPORARY PAVEMENT MARKING - LINE 6" - PAINT (SOLID WHITE)
- ② TEMPORARY PAVEMENT MARKING - LINE 6" - PAINT (SOLID YELLOW)
- ③ TEMPORARY PAVEMENT MARKING - LINE 8" - PAINT (DOTTED - 9' SKIP 3' DASH)
- ④ TEMPORARY PAVEMENT MARKING - LINE 6" - PAINT (SKIP DASH WHITE - 30 SKIP 10 DASH)
- ⑤ TEMPORARY PAVEMENT MARKING - LINE 24" - PAINT (SOLID WHITE)
- ⑥ TEMPORARY PAVEMENT MARKING LETTERS AND SYMBOLS - PAINT (SOLID WHITE)

MODEL: I64CL-5-Plan 28 (Sheet)
 FILE NAME: D876M95_sht_MOT_Stage_3.dgn

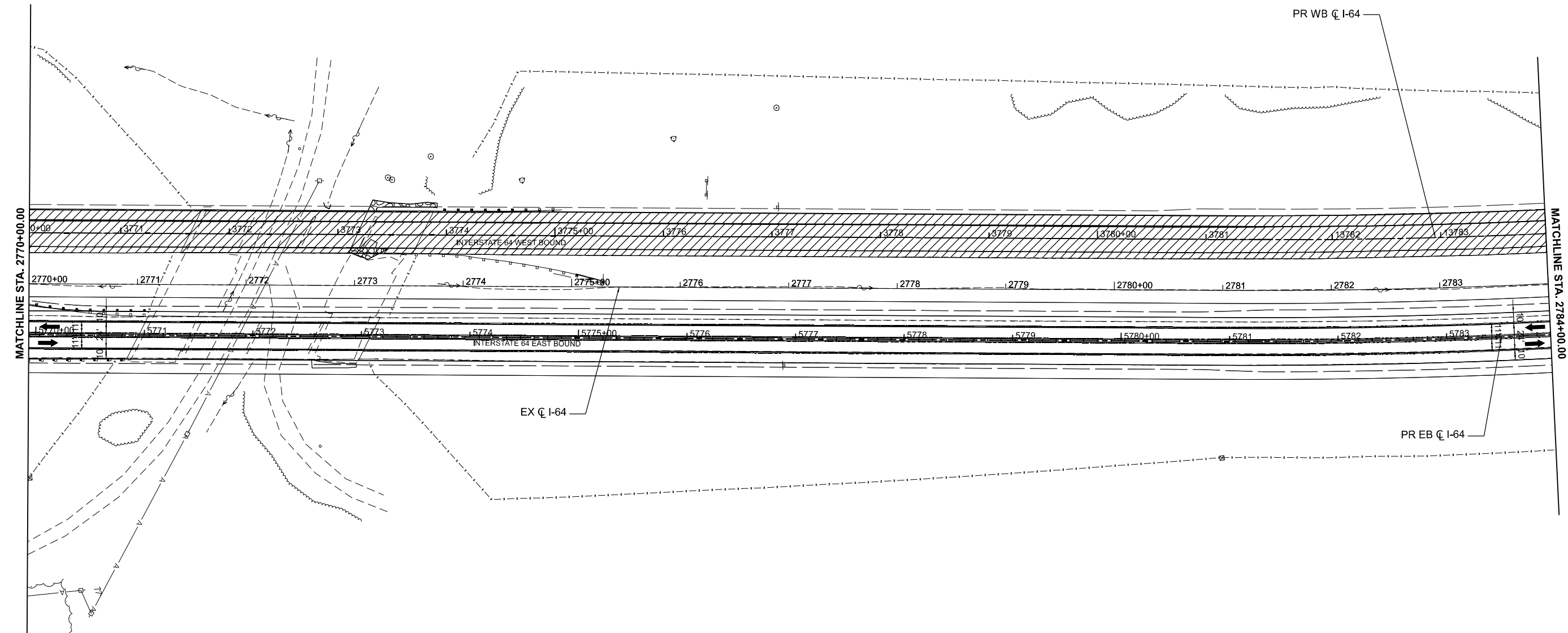
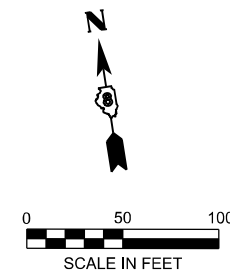
USER NAME = mgesior	DESIGNED - MEG	REVISED -
	DRAWN - MEG	REVISED -
	CHECKED - MTV	REVISED -
PLOT DATE = 5/6/2026	DATE - 5/6/2026	REVISED -

**STATE OF ILLINOIS
DEPARTMENT OF TRANSPORTATION**

**MAINTENANCE OF TRAFFIC - STAGE 3A
I-64**

SCALE: 1" = 50' SHEET 28 OF 40 SHEETS STA. TO STA.

F.A.I. RTE.	SECTION	COUNTY	TOTAL SHEETS	SHEET NO.
64	95-(3,4)RS-2	WASHINGTON	775	354
CONTRACT NO. 76M95				
ILLINOIS FED. AID PROJECT				



LEGEND

- WORK AREA
- SHOULDER IMPROVEMENTS
- DIRECTION OF TRAFFIC
- TEMPORARY CONCRETE BARRIER
- DIRECTIONAL INDICATOR BARRICADE (WITH STEADY BURN MONODIRECTIONAL LIGHT)
- DRUMS (WITH STEADY BURN MONODIRECTIONAL LIGHTS ON TAPER)
- TYPE III BARRICADE
- IMPACT ATTENUATOR
- ① TEMPORARY PAVEMENT MARKING - LINE 6" - PAINT (SOLID WHITE)
- ② TEMPORARY PAVEMENT MARKING - LINE 6" - PAINT (SOLID YELLOW)
- ③ TEMPORARY PAVEMENT MARKING - LINE 8" - PAINT (DOTTED - 9' SKIP 3' DASH)
- ④ TEMPORARY PAVEMENT MARKING - LINE 6" - PAINT (SKIP DASH WHITE - 30 SKIP 10 DASH)
- ⑤ TEMPORARY PAVEMENT MARKING - LINE 24" - PAINT (SOLID WHITE)
- ⑥ TEMPORARY PAVEMENT MARKING LETTERS AND SYMBOLS - PAINT (SOLID WHITE)

MODEL: I64CL-5-Plan 29 (Sheet)
 FILE NAME: D876M95_sht_MOT_Stage_3.dgn

55 W Van Buren St, Ste 200
 Chicago, IL 60605
 TEL: 312.787.0707 FAX: 312.787.7322
 WWW.DESCOTOINC.COM
A Professional Engineering Design Firm No. 18403609-0002
 Copyright © 2026

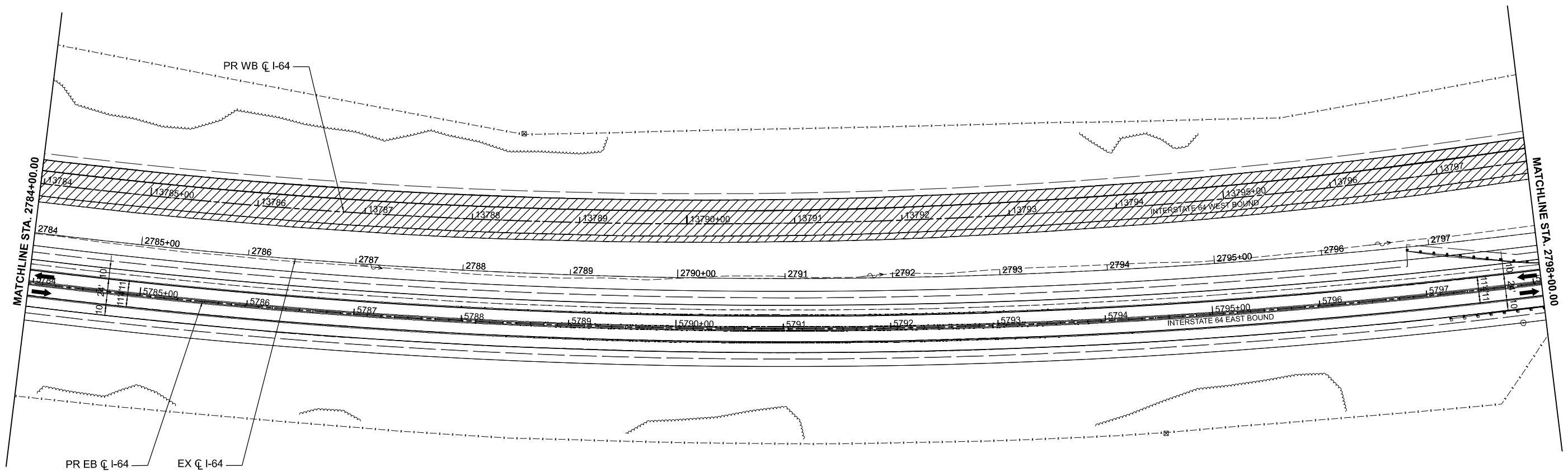
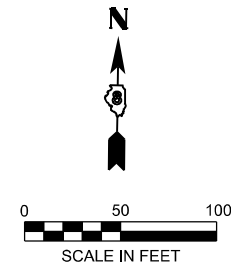
USER NAME = mgesior	DESIGNED - MEG	REVISED -
	DRAWN - MEG	REVISED -
	CHECKED - MTV	REVISED -
PLOT DATE = 5/6/2026	DATE - 5/6/2026	REVISED -

STATE OF ILLINOIS
DEPARTMENT OF TRANSPORTATION

MAINTENANCE OF TRAFFIC - STAGE 3A
I-64

SCALE: 1" = 50' SHEET 29 OF 40 SHEETS STA. TO STA.

F.A.I. RTE.	SECTION	COUNTY	TOTAL SHEETS	SHEET NO.
64	95-(3,4)RS-2	WASHINGTON	775	355
CONTRACT NO. 76M95				
ILLINOIS FED. AID PROJECT				



LEGEND

- WORK AREA
- SHOULDER IMPROVEMENTS
- DIRECTION OF TRAFFIC
- TEMPORARY CONCRETE BARRIER
- DIRECTIONAL INDICATOR BARRICADE (WITH STEADY BURN MONODIRECTIONAL LIGHT)
- DRUMS (WITH STEADY BURN MONODIRECTIONAL LIGHTS ON TAPER)
- TYPE III BARRICADE
- IMPACT ATTENUATOR
- ① TEMPORARY PAVEMENT MARKING - LINE 6" - PAINT (SOLID WHITE)
- ② TEMPORARY PAVEMENT MARKING - LINE 6" - PAINT (SOLID YELLOW)
- ③ TEMPORARY PAVEMENT MARKING - LINE 8" - PAINT (DOTTED - 9' SKIP 3' DASH)
- ④ TEMPORARY PAVEMENT MARKING - LINE 6" - PAINT (SKIP DASH WHITE - 30 SKIP 10 DASH)
- ⑤ TEMPORARY PAVEMENT MARKING - LINE 24" - PAINT (SOLID WHITE)
- ⑥ TEMPORARY PAVEMENT MARKING LETTERS AND SYMBOLS - PAINT (SOLID WHITE)

MODEL: I64CL-S-Plan_30 (Sheet)
FILE NAME: D876M95_sht_MOT_Stage_3.dgn

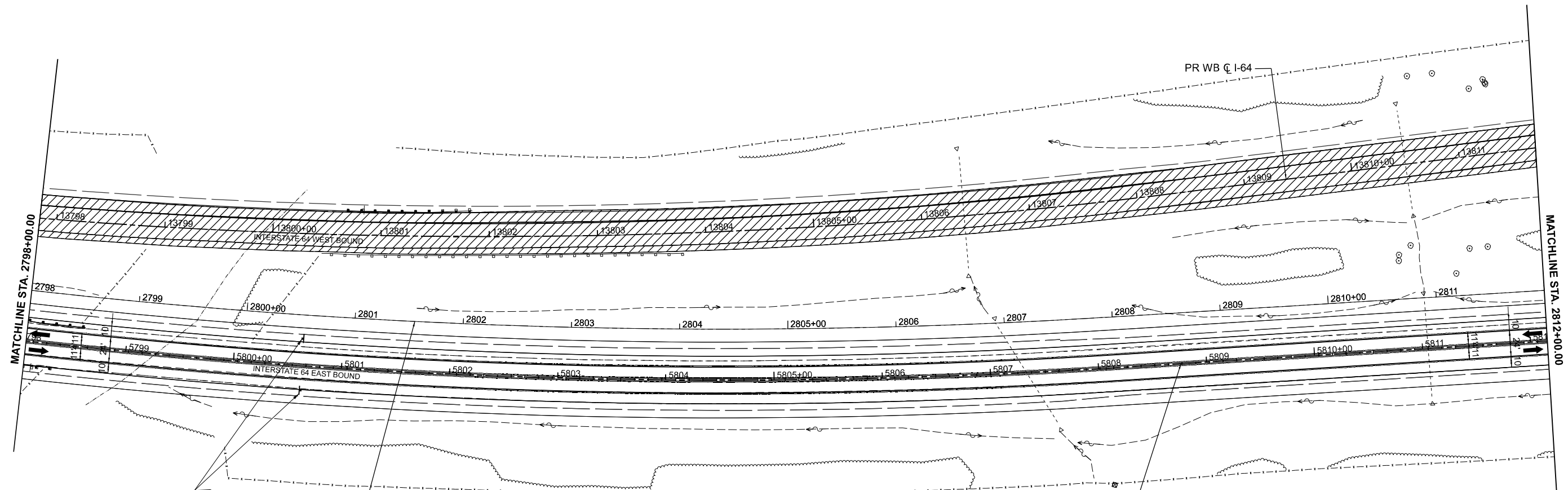
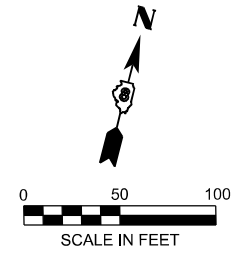
USER NAME = mgesior	DESIGNED - MEG	REVISED -
	DRAWN - MEG	REVISED -
	CHECKED - MTV	REVISED -
PLOT DATE = 5/6/2026	DATE - 5/6/2026	REVISED -

**STATE OF ILLINOIS
DEPARTMENT OF TRANSPORTATION**

**MAINTENANCE OF TRAFFIC - STAGE 3A
I-64**

SCALE: 1" = 50' SHEET 30 OF 40 SHEETS STA. TO STA.

F.A.I. RTE.	SECTION	COUNTY	TOTAL SHEETS	SHEET NO.
64	95-(3,4)RS-2	WASHINGTON	775	356
CONTRACT NO. 76M95				
ILLINOIS FED. AID PROJECT				



W21-1115(O)-3618
 R2-1-3648
 R10-1108p-3618
 R2-1106p-3618
 BOTH SIDES
 OF TRAFFIC

LEGEND

- WORK AREA
- SHOULDER IMPROVEMENTS
- DIRECTION OF TRAFFIC
- TEMPORARY CONCRETE BARRIER
- DIRECTIONAL INDICATOR BARRICADE (WITH STEADY BURN MONODIRECTIONAL LIGHT)
- DRUMS (WITH STEADY BURN MONODIRECTIONAL LIGHTS ON TAPER)
- TYPE III BARRICADE
- IMPACT ATTENUATOR
- ① TEMPORARY PAVEMENT MARKING - LINE 6" - PAINT (SOLID WHITE)
- ② TEMPORARY PAVEMENT MARKING - LINE 6" - PAINT (SOLID YELLOW)
- ③ TEMPORARY PAVEMENT MARKING - LINE 8" - PAINT (DOTTED - 9' SKIP 3' DASH)
- ④ TEMPORARY PAVEMENT MARKING - LINE 6" - PAINT (SKIP DASH WHITE - 30 SKIP 10 DASH)
- ⑤ TEMPORARY PAVEMENT MARKING - LINE 24" - PAINT (SOLID WHITE)
- ⑥ TEMPORARY PAVEMENT MARKING LETTERS AND SYMBOLS - PAINT (SOLID WHITE)

MODEL: I64CL-S-Plan_31 [Sheet]
 FILE NAME: D876M95_sht_MOT_Stage_3.dgn

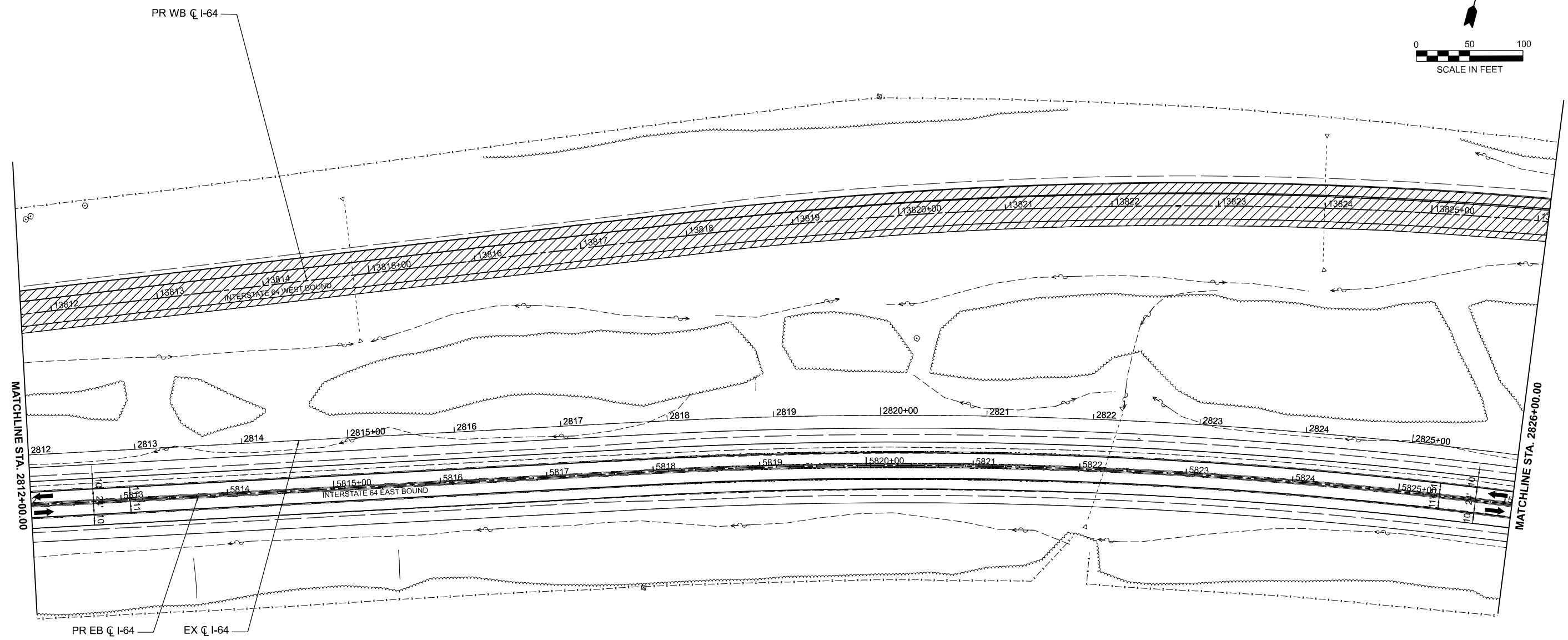
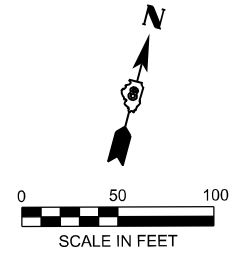
USER NAME = mgesior	DESIGNED - MEG	REVISED -
	DRAWN - MEG	REVISED -
	CHECKED - MTV	REVISED -
PLOT DATE = 5/6/2026	DATE - 5/6/2026	REVISED -

**STATE OF ILLINOIS
 DEPARTMENT OF TRANSPORTATION**

**MAINTENANCE OF TRAFFIC - STAGE 3A
 I-64**

SCALE: 1" = 50' SHEET 31 OF 40 SHEETS STA. TO STA.

F.A.I. RTE.	SECTION	COUNTY	TOTAL SHEETS	SHEET NO.
64	95-(3,4)RS-2	WASHINGTON	775	357
CONTRACT NO. 76M95				
ILLINOIS FED. AID PROJECT				



LEGEND

- WORK AREA
- SHOULDER IMPROVEMENTS
- DIRECTION OF TRAFFIC
- TEMPORARY CONCRETE BARRIER
- DIRECTIONAL INDICATOR BARRICADE (WITH STEADY BURN MONODIRECTIONAL LIGHT)
- DRUMS (WITH STEADY BURN MONODIRECTIONAL LIGHTS ON TAPER)
- TYPE III BARRICADE
- IMPACT ATTENUATOR
- ① TEMPORARY PAVEMENT MARKING - LINE 6" - PAINT (SOLID WHITE)
- ② TEMPORARY PAVEMENT MARKING - LINE 6" - PAINT (SOLID YELLOW)
- ③ TEMPORARY PAVEMENT MARKING - LINE 8" - PAINT (DOTTED - 9' SKIP 3' DASH)
- ④ TEMPORARY PAVEMENT MARKING - LINE 6" - PAINT (SKIP DASH WHITE - 30 SKIP 10 DASH)
- ⑤ TEMPORARY PAVEMENT MARKING - LINE 24" - PAINT (SOLID WHITE)
- ⑥ TEMPORARY PAVEMENT MARKING LETTERS AND SYMBOLS - PAINT (SOLID WHITE)

MODEL: I64CL-5-Plan_32 (Sheet)
 FILE NAME: D876M95_sht_MOT_Stage_3.dgn

55 W Van Buren St, Ste 200
 Chicago, IL 60605
 TEL: 312.787.0707 FAX: 312.787.7322
 WWW.DESCOTOINC.COM
Professional Engineering Design Firm No. 18403609-0002
Copyright © 2026

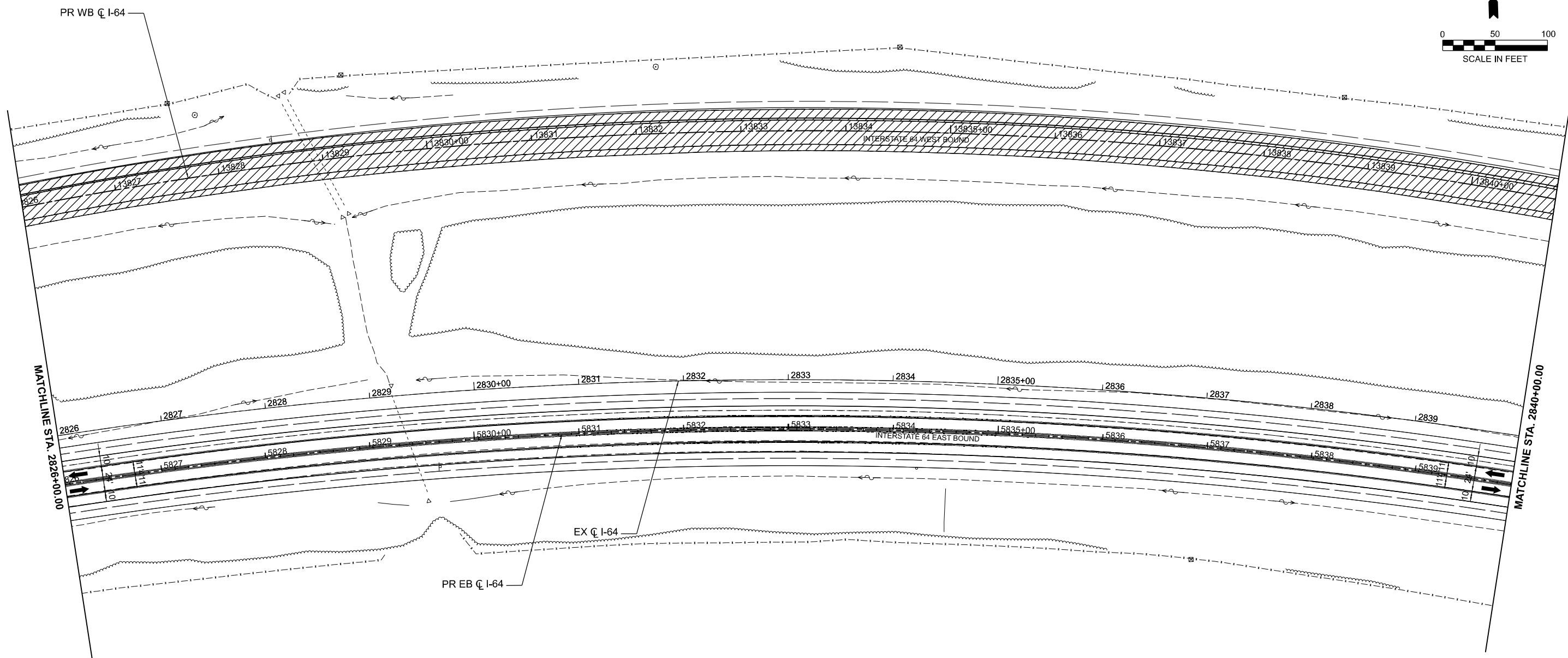
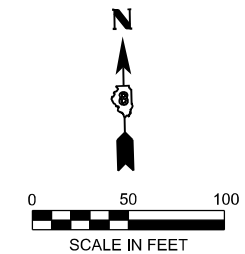
USER NAME = mgesior	DESIGNED - MEG	REVISED -
	DRAWN - MEG	REVISED -
	CHECKED - MTV	REVISED -
PLOT DATE = 5/6/2026	DATE - 5/6/2026	REVISED -

STATE OF ILLINOIS
DEPARTMENT OF TRANSPORTATION

MAINTENANCE OF TRAFFIC - STAGE 3A
I-64

SCALE: 1" = 50' SHEET 32 OF 40 SHEETS STA. TO STA.

F.A.I. RTE.	SECTION	COUNTY	TOTAL SHEETS	SHEET NO.
64	95-(3,4)RS-2	WASHINGTON	775	358
CONTRACT NO. 76M95				
ILLINOIS FED. AID PROJECT				



LEGEND

- WORK AREA
- SHOULDER IMPROVEMENTS
- DIRECTION OF TRAFFIC
- TEMPORARY CONCRETE BARRIER
- DIRECTIONAL INDICATOR BARRICADE (WITH STEADY BURN MONODIRECTIONAL LIGHT)
- DRUMS (WITH STEADY BURN MONODIRECTIONAL LIGHTS ON TAPER)
- TYPE III BARRICADE
- IMPACT ATTENUATOR
- ① TEMPORARY PAVEMENT MARKING - LINE 6" - PAINT (SOLID WHITE)
- ② TEMPORARY PAVEMENT MARKING - LINE 6" - PAINT (SOLID YELLOW)
- ③ TEMPORARY PAVEMENT MARKING - LINE 8" - PAINT (DOTTED - 9' SKIP 3' DASH)
- ④ TEMPORARY PAVEMENT MARKING - LINE 6" - PAINT (SKIP DASH WHITE - 30 SKIP 10 DASH)
- ⑤ TEMPORARY PAVEMENT MARKING - LINE 24" - PAINT (SOLID WHITE)
- ⑥ TEMPORARY PAVEMENT MARKING LETTERS AND SYMBOLS - PAINT (SOLID WHITE)

MODEL: I64CL-S-Plan_33 (Sheet)
 FILE NAME: D876M95_sht_MOT_Stage_3.dgn

55 W Van Buren St, Ste 200
 Chicago, IL 60605
 TEL: 312.787.0707 FAX: 312.787.7322
 WWW.DESCOTOINC.COM
Professional Engineering Design Firm No. 18403609-0002
Copyright © 2026

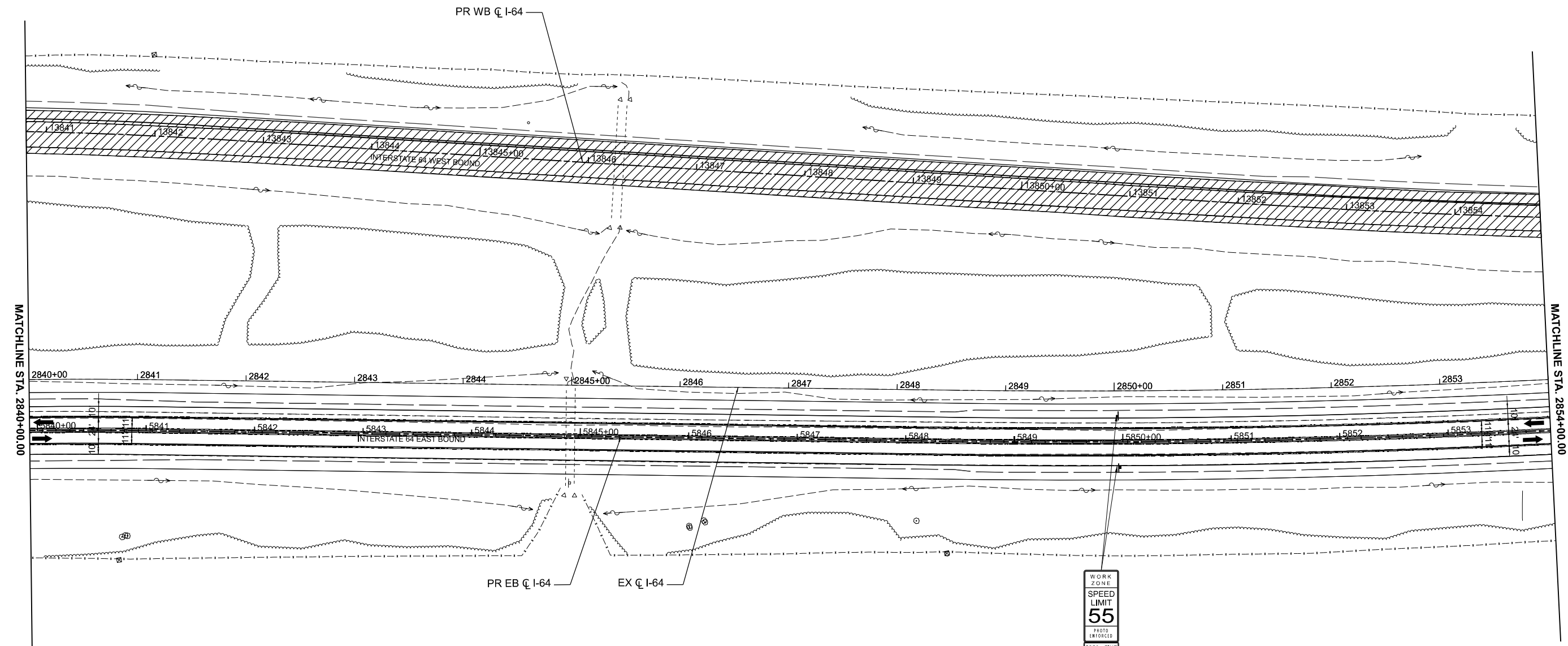
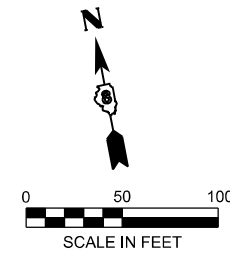
USER NAME = mgesior	DESIGNED - MEG	REVISED -
	DRAWN - MEG	REVISED -
	CHECKED - MTV	REVISED -
PLOT DATE = 5/6/2026	DATE - 5/6/2026	REVISED -

STATE OF ILLINOIS
DEPARTMENT OF TRANSPORTATION

MAINTENANCE OF TRAFFIC - STAGE 3A
I-64

SCALE: 1" = 50' SHEET 33 OF 40 SHEETS STA. TO STA.

F.A.I. RTE.	SECTION	COUNTY	TOTAL SHEETS	SHEET NO.
64	95-(3,4)RS-2	WASHINGTON	775	359
CONTRACT NO. 76M95				
ILLINOIS FED. AID PROJECT				



LEGEND

- WORK AREA
- SHOULDER IMPROVEMENTS
- DIRECTION OF TRAFFIC
- TEMPORARY CONCRETE BARRIER
- DIRECTIONAL INDICATOR BARRICADE (WITH STEADY BURN MONODIRECTIONAL LIGHT)
- DRUMS (WITH STEADY BURN MONODIRECTIONAL LIGHTS ON TAPER)
- TYPE III BARRICADE
- IMPACT ATTENUATOR
- TEMPORARY PAVEMENT MARKING - LINE 6" - PAINT (SOLID WHITE)
- TEMPORARY PAVEMENT MARKING - LINE 6" - PAINT (SOLID YELLOW)
- TEMPORARY PAVEMENT MARKING - LINE 8" - PAINT (DOTTED - 9' SKIP 3' DASH)
- TEMPORARY PAVEMENT MARKING - LINE 6" - PAINT (SKIP DASH WHITE - 30 SKIP 10 DASH)
- TEMPORARY PAVEMENT MARKING - LINE 24" - PAINT (SOLID WHITE)
- TEMPORARY PAVEMENT MARKING LETTERS AND SYMBOLS - PAINT (SOLID WHITE)

MODEL: I64CL-S-Plan_34 [Sheet]
FILE NAME: D876M95_sht_MOT_Stage_3.dgn

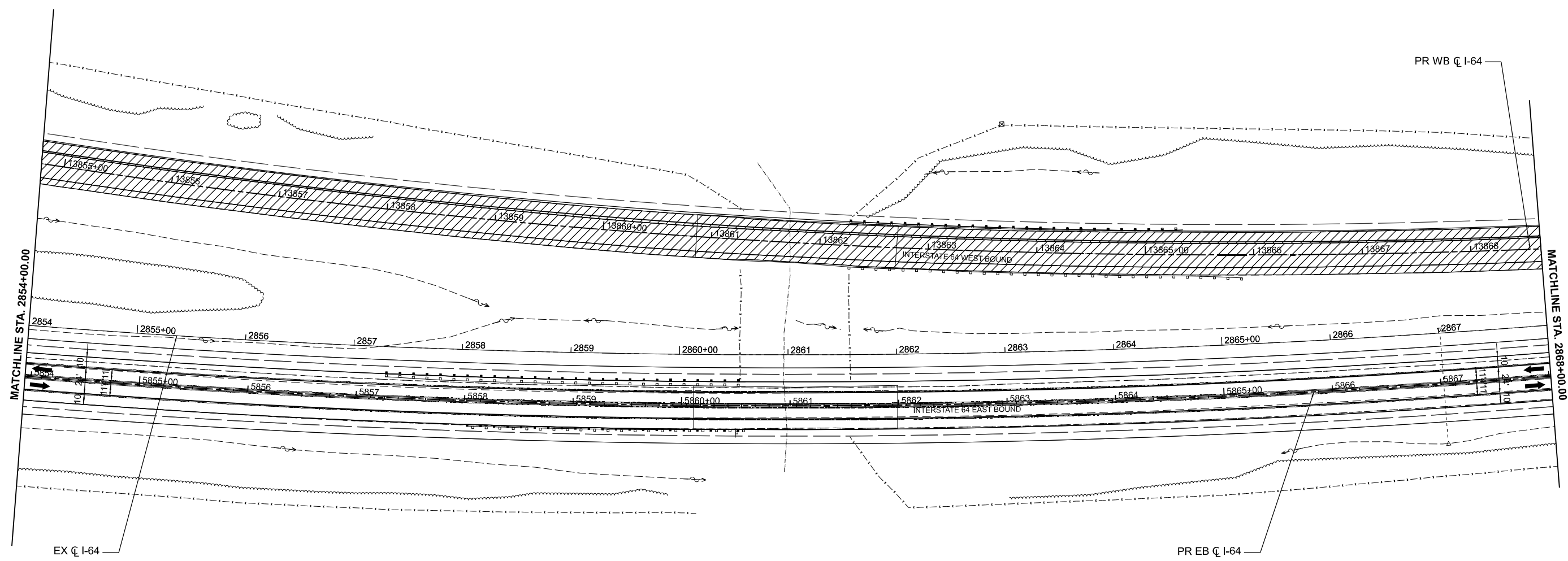
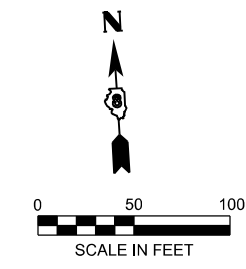
USER NAME = mgesior	DESIGNED - MEG	REVISED -
	DRAWN - MEG	REVISED -
	CHECKED - MTV	REVISED -
PLOT DATE = 5/6/2026	DATE - 5/6/2026	REVISED -

**STATE OF ILLINOIS
DEPARTMENT OF TRANSPORTATION**

**MAINTENANCE OF TRAFFIC - STAGE 3A
I-64**

SCALE: 1" = 50' SHEET 34 OF 40 SHEETS STA. TO STA.

F.A.I. RTE.	SECTION	COUNTY	TOTAL SHEETS	SHEET NO.
64	95-(3,4)RS-2	WASHINGTON	775	360
CONTRACT NO. 76M95				
ILLINOIS FED. AID PROJECT				



LEGEND

- WORK AREA
- SHOULDER IMPROVEMENTS
- DIRECTION OF TRAFFIC
- TEMPORARY CONCRETE BARRIER
- DIRECTIONAL INDICATOR BARRICADE (WITH STEADY BURN MONODIRECTIONAL LIGHT)
- DRUMS (WITH STEADY BURN MONODIRECTIONAL LIGHTS ON TAPER)
- TYPE III BARRICADE
- IMPACT ATTENUATOR
- ① TEMPORARY PAVEMENT MARKING - LINE 6" - PAINT (SOLID WHITE)
- ② TEMPORARY PAVEMENT MARKING - LINE 6" - PAINT (SOLID YELLOW)
- ③ TEMPORARY PAVEMENT MARKING - LINE 8" - PAINT (DOTTED - 9' SKIP 3' DASH)
- ④ TEMPORARY PAVEMENT MARKING - LINE 6" - PAINT (SKIP DASH WHITE - 30 SKIP 10 DASH)
- ⑤ TEMPORARY PAVEMENT MARKING - LINE 24" - PAINT (SOLID WHITE)
- ⑥ TEMPORARY PAVEMENT MARKING LETTERS AND SYMBOLS - PAINT (SOLID WHITE)

MODEL: I64CL-S-Plan_35 (Sheet)
FILE NAME: D876M95_sht_MOT_Stage_3.dgn

d 55 W Van Buren St, Ste 200
Chicago, IL 60605
TEL: 312.787.0707 FAX: 312.787.7322
WWW.DESCOTOINC.COM
Professional Engineering Design Firm No. 18403609-0002
Copyright © 2026

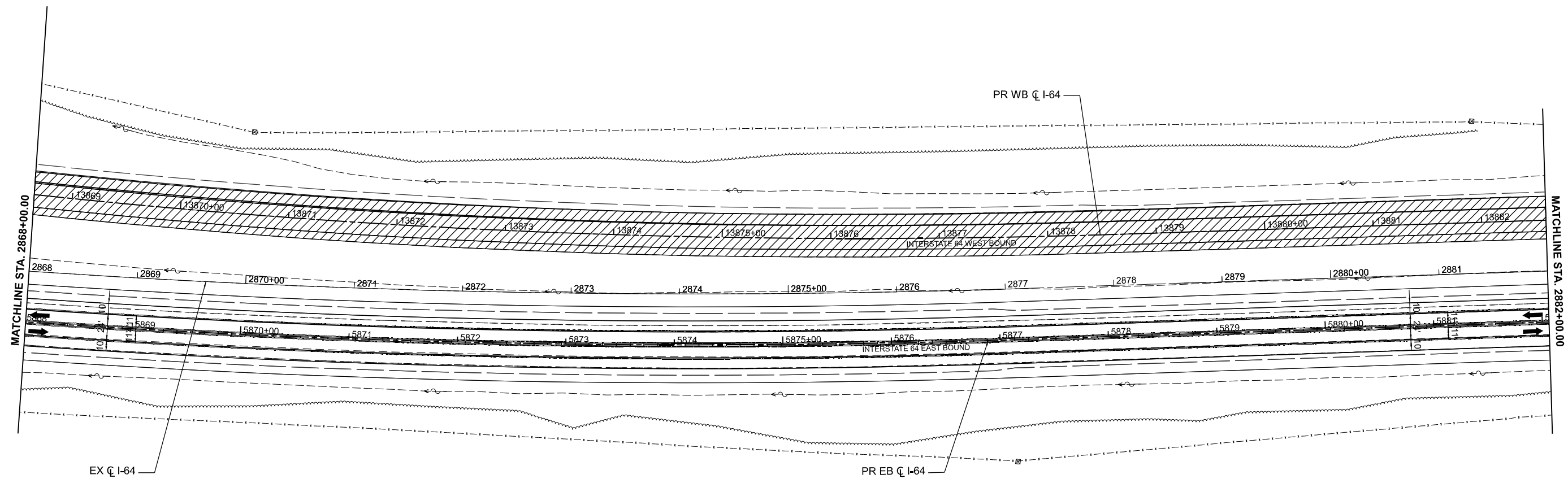
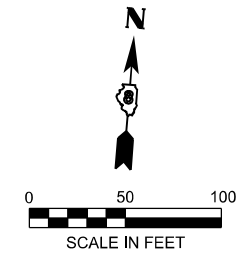
USER NAME = mgesior	DESIGNED - MEG	REVISED -
	DRAWN - MEG	REVISED -
	CHECKED - MTV	REVISED -
PLOT DATE = 5/6/2026	DATE - 5/6/2026	REVISED -

**STATE OF ILLINOIS
DEPARTMENT OF TRANSPORTATION**









MAINTENANCE OF TRAFFIC - STAGE 3A
I-64

SCALE: 1" = 50' SHEET 35 OF 40 SHEETS STA. TO STA.

F.A.I. RTE.	SECTION	COUNTY	TOTAL SHEETS	SHEET NO.
64	95-(3,4)RS-2	WASHINGTON	775	361
CONTRACT NO. 76M95				
ILLINOIS FED. AID PROJECT				



LEGEND

- | | |
|--|---|
|  WORK AREA |  IMPACT ATTENUATOR |
|  SHOULDER IMPROVEMENTS | ① TEMPORARY PAVEMENT MARKING - LINE 6" - PAINT (SOLID WHITE) |
|  DIRECTION OF TRAFFIC | ② TEMPORARY PAVEMENT MARKING - LINE 6" - PAINT (SOLID YELLOW) |
|  TEMPORARY CONCRETE BARRIER | ③ TEMPORARY PAVEMENT MARKING - LINE 8" - PAINT (DOTTED - 9' SKIP 3' DASH) |
|  DIRECTIONAL INDICATOR BARRICADE (WITH STEADY BURN MONODIRECTIONAL LIGHT) | ④ TEMPORARY PAVEMENT MARKING - LINE 6" - PAINT (SKIP DASH WHITE - 30 SKIP 10 DASH) |
|  DRUMS (WITH STEADY BURN MONODIRECTIONAL LIGHTS ON TAPER) | ⑤ TEMPORARY PAVEMENT MARKING - LINE 24" - PAINT (SOLID WHITE) |
|  TYPE III BARRICADE | ⑥ TEMPORARY PAVEMENT MARKING LETTERS AND SYMBOLS - PAINT (SOLID WHITE) |

MODEL: I64CL-S-Plan_36 (Sheet)
 FILE NAME: D876M95_sht_MOT_Stage_3.dgn

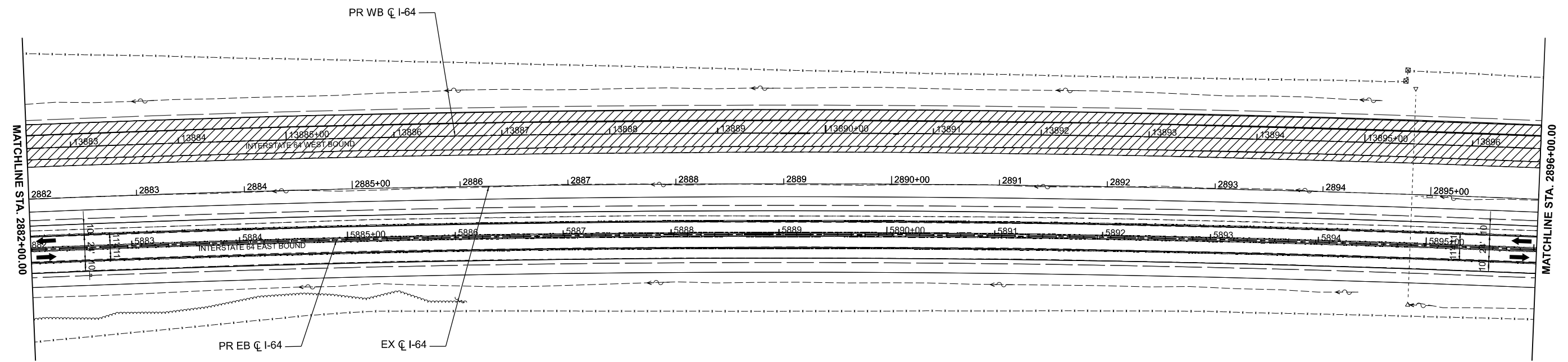
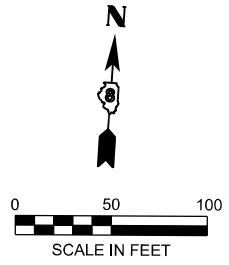

 55 W Van Buren St, Ste 200
 Chicago, IL 60605
 TEL: 312.787.0707 FAX: 312.787.7322
 WWW.DESCOTOINC.COM
A Professional Engineering Design Firm No. 18403609-0002
 Copyright © 2026

USER NAME = mgesior	DESIGNED - MEG	REVISED -
	DRAWN - MEG	REVISED -
	CHECKED - MTV	REVISED -
PLOT DATE = 5/6/2026	DATE - 5/6/2026	REVISED -

STATE OF ILLINOIS
DEPARTMENT OF TRANSPORTATION

MAINTENANCE OF TRAFFIC - STAGE 3A
I-64
 SCALE: 1" = 50' SHEET 36 OF 40 SHEETS STA. TO STA.

F.A.I. RTE.	SECTION	COUNTY	TOTAL SHEETS	SHEET NO.
64	95-(3,4)RS-2	WASHINGTON	775	362
CONTRACT NO. 76M95				
ILLINOIS FED. AID PROJECT				



LEGEND

- WORK AREA
- SHOULDER IMPROVEMENTS
- DIRECTION OF TRAFFIC
- TEMPORARY CONCRETE BARRIER
- DIRECTIONAL INDICATOR BARRICADE (WITH STEADY BURN MONODIRECTIONAL LIGHT)
- DRUMS (WITH STEADY BURN MONODIRECTIONAL LIGHTS ON TAPER)
- TYPE III BARRICADE
- IMPACT ATTENUATOR
- ① TEMPORARY PAVEMENT MARKING - LINE 6" - PAINT (SOLID WHITE)
- ② TEMPORARY PAVEMENT MARKING - LINE 6" - PAINT (SOLID YELLOW)
- ③ TEMPORARY PAVEMENT MARKING - LINE 8" - PAINT (DOTTED - 9' SKIP 3' DASH)
- ④ TEMPORARY PAVEMENT MARKING - LINE 6" - PAINT (SKIP DASH WHITE - 30 SKIP 10 DASH)
- ⑤ TEMPORARY PAVEMENT MARKING - LINE 24" - PAINT (SOLID WHITE)
- ⑥ TEMPORARY PAVEMENT MARKING LETTERS AND SYMBOLS - PAINT (SOLID WHITE)

MODEL: I64CL-S-Plan_37 (Sheet)
 FILE NAME: D876M95_sht_MOT_Stage_3.dgn

55 W Van Buren St, Ste 200
 Chicago, IL 60605
 TEL: 312.787.0707 FAX: 312.787.7322
 WWW.DESCOTOINC.COM
Professional Engineering Design Firm No. 18403609-0002
Copyright © 2026


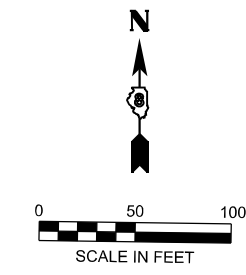
USER NAME = mgesior	DESIGNED - MEG	REVISED -
	DRAWN - MEG	REVISED -
	CHECKED - MTV	REVISED -
PLOT DATE = 5/6/2026	DATE - 5/6/2026	REVISED -

STATE OF ILLINOIS
DEPARTMENT OF TRANSPORTATION

MAINTENANCE OF TRAFFIC - STAGE 3A
I-64

SCALE: 1" = 50' SHEET 37 OF 40 SHEETS STA. TO STA.

F.A.I. RTE.	SECTION	COUNTY	TOTAL SHEETS	SHEET NO.
64	95-(3,4)RS-2	WASHINGTON	775	363
CONTRACT NO. 76M95				
ILLINOIS FED. AID PROJECT				



WORK ZONE
SPEED LIMIT
55
PHOTO ENFORCED
\$250 FINE
MINIMUM

W21-1115(O)-3618
R2-1-3648
R10-1108p-3618
R2-1106p-3618
BOTH SIDES
OF TRAFFIC

LEGEND

- WORK AREA
- SHOULDER IMPROVEMENTS
- DIRECTION OF TRAFFIC
- TEMPORARY CONCRETE BARRIER
- DIRECTIONAL INDICATOR BARRICADE (WITH STEADY BURN MONODIRECTIONAL LIGHT)
- DRUMS (WITH STEADY BURN MONODIRECTIONAL LIGHTS ON TAPER)
- TYPE III BARRICADE
- IMPACT ATTENUATOR
- ① TEMPORARY PAVEMENT MARKING - LINE 6" - PAINT (SOLID WHITE)
- ② TEMPORARY PAVEMENT MARKING - LINE 6" - PAINT (SOLID YELLOW)
- ③ TEMPORARY PAVEMENT MARKING - LINE 8" - PAINT (DOTTED - 9' SKIP 3' DASH)
- ④ TEMPORARY PAVEMENT MARKING - LINE 6" - PAINT (SKIP DASH WHITE - 30 SKIP 10 DASH)
- ⑤ TEMPORARY PAVEMENT MARKING - LINE 24" - PAINT (SOLID WHITE)
- ⑥ TEMPORARY PAVEMENT MARKING LETTERS AND SYMBOLS - PAINT (SOLID WHITE)

MODEL: I64CL-5-Plan_38 (Sheet)
FILE NAME: D876M95_sht_MOT_Stage_3.dgn

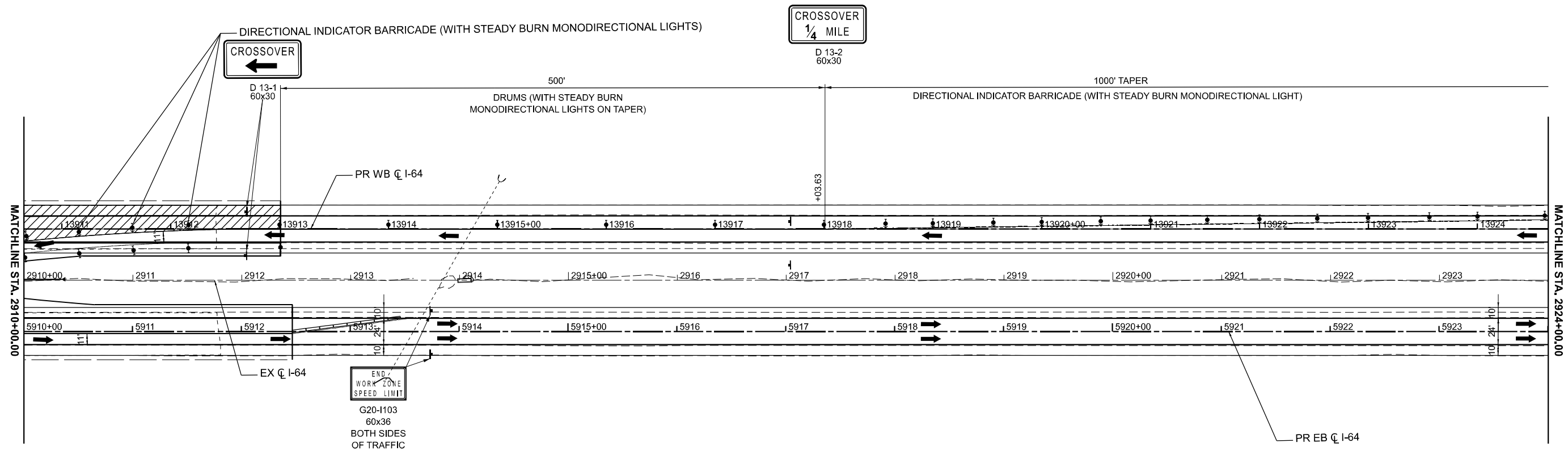
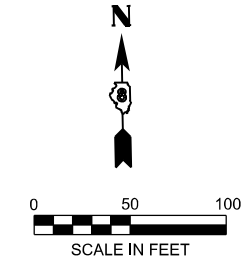
USER NAME = mgesior	DESIGNED - MEG	REVISED -
	DRAWN - MEG	REVISED -
	CHECKED - MTV	REVISED -
PLOT DATE = 5/6/2026	DATE - 5/6/2026	REVISED -

**STATE OF ILLINOIS
DEPARTMENT OF TRANSPORTATION**

**MAINTENANCE OF TRAFFIC - STAGE 3A
I-64**

SCALE: 1" = 50' SHEET 38 OF 40 SHEETS STA. TO STA.

F.A.I. RTE.	SECTION	COUNTY	TOTAL SHEETS	SHEET NO.
64	95-(3,4)RS-2	WASHINGTON	775	364
CONTRACT NO. 76M95				
ILLINOIS FED. AID PROJECT				



LEGEND

- WORK AREA
- SHOULDER IMPROVEMENTS
- DIRECTION OF TRAFFIC
- TEMPORARY CONCRETE BARRIER
- DIRECTIONAL INDICATOR BARRICADE (WITH STEADY BURN MONODIRECTIONAL LIGHT)
- DRUMS (WITH STEADY BURN MONODIRECTIONAL LIGHTS ON TAPER)
- TYPE III BARRICADE
- IMPACT ATTENUATOR
- ① TEMPORARY PAVEMENT MARKING - LINE 6" - PAINT (SOLID WHITE)
- ② TEMPORARY PAVEMENT MARKING - LINE 6" - PAINT (SOLID YELLOW)
- ③ TEMPORARY PAVEMENT MARKING - LINE 8" - PAINT (DOTTED - 9' SKIP 3' DASH)
- ④ TEMPORARY PAVEMENT MARKING - LINE 6" - PAINT (SKIP DASH WHITE - 30 SKIP 10 DASH)
- ⑤ TEMPORARY PAVEMENT MARKING - LINE 24" - PAINT (SOLID WHITE)
- ⑥ TEMPORARY PAVEMENT MARKING LETTERS AND SYMBOLS - PAINT (SOLID WHITE)

MODEL: I64CL-5-Plan_39 (Sheet)
 FILE NAME: D876M95_sht_MOT_Stage_3.dgn

55 W Van Buren St, Ste 200
 Chicago, IL 60605
 TEL: 312.787.0707 FAX: 312.787.7322
 WWW.ESCOTOINC.COM
Professional Engineering Design Firm No. 18403609-0002
 Copyright © 2026

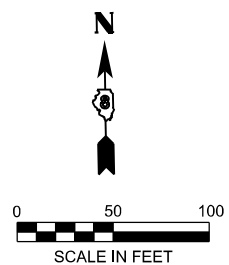
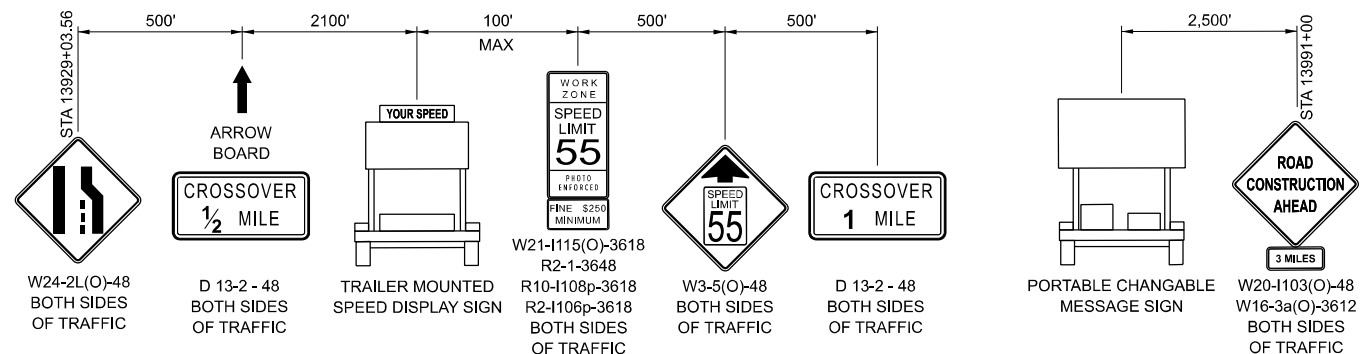
USER NAME = mgesior	DESIGNED - MEG	REVISED -
	DRAWN - MEG	REVISED -
	CHECKED - MTV	REVISED -
PLOT DATE = 5/6/2026	DATE - 5/6/2026	REVISED -

STATE OF ILLINOIS
DEPARTMENT OF TRANSPORTATION

MAINTENANCE OF TRAFFIC - STAGE 3A
I-64

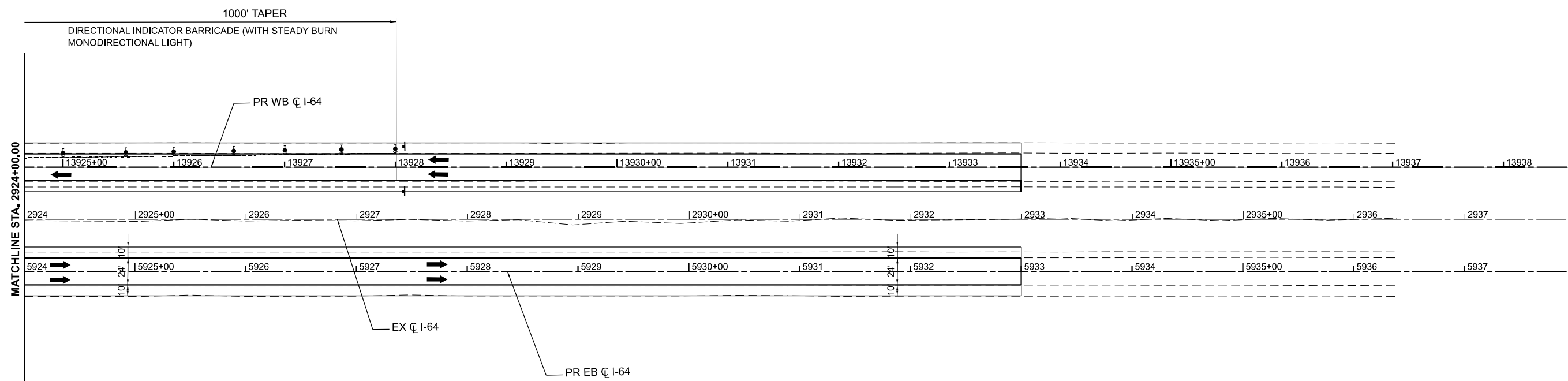
SCALE: 1" = 50' SHEET 39 OF 40 SHEETS STA. TO STA.

F.A.I. RTE.	SECTION	COUNTY	TOTAL SHEETS	SHEET NO.
64	95-(3,4)RS-2	WASHINGTON	775	365
CONTRACT NO. 76M95				
ILLINOIS FED. AID PROJECT				



ADVANCE SIGNING DETAIL

SEE STD 701400
FOR ADDITIONAL INFORMATION



LEGEND

- WORK AREA
- SHOULDER IMPROVEMENTS
- DIRECTION OF TRAFFIC
- TEMPORARY CONCRETE BARRIER
- DIRECTIONAL INDICATOR BARRICADE (WITH STEADY BURN MONODIRECTIONAL LIGHT)
- DRUMS (WITH STEADY BURN MONODIRECTIONAL LIGHTS ON TAPER)
- TYPE III BARRICADE
- IMPACT ATTENUATOR
- ① TEMPORARY PAVEMENT MARKING - LINE 6" - PAINT (SOLID WHITE)
- ② TEMPORARY PAVEMENT MARKING - LINE 6" - PAINT (SOLID YELLOW)
- ③ TEMPORARY PAVEMENT MARKING - LINE 8" - PAINT (DOTTED - 9' SKIP 3' DASH)
- ④ TEMPORARY PAVEMENT MARKING - LINE 6" - PAINT (SKIP DASH WHITE - 30 SKIP 10 DASH)
- ⑤ TEMPORARY PAVEMENT MARKING - LINE 24" - PAINT (SOLID WHITE)
- ⑥ TEMPORARY PAVEMENT MARKING LETTERS AND SYMBOLS - PAINT (SOLID WHITE)

MODEL: I64CL-5-Plan 40 (Sheet)
FILE NAME: D876M95_sht_MOT_Stage_3.dgn

d Escoto, Inc.
55 W Van Buren St, Ste 200
Chicago, IL 60605
TEL: 312.787.0707 FAX: 312.787.7322
www.escotoinc.com
Professional Engineering Design Firm No. 18403609-0002
Copyright © 2026

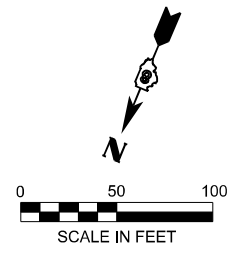
USER NAME = mgesior	DESIGNED - MEG	REVISED -
	DRAWN - MEG	REVISED -
	CHECKED - MTV	REVISED -
PLOT DATE = 5/6/2026	DATE - 5/6/2026	REVISED -

**STATE OF ILLINOIS
DEPARTMENT OF TRANSPORTATION**

**MAINTENANCE OF TRAFFIC - STAGE 3A
I-64**

SCALE: 1" = 50' SHEET 40 OF 40 SHEETS STA. TO STA.

F.A.I. RTE.	SECTION	COUNTY	TOTAL SHEETS	SHEET NO.
64	95-(3,4)RS-2	WASHINGTON	775	366
CONTRACT NO. 76M95				
ILLINOIS FED. AID PROJECT				



LEGEND

- WORK AREA
- SHOULDER IMPROVEMENTS
- DIRECTION OF TRAFFIC
- TEMPORARY CONCRETE BARRIER
- DIRECTIONAL INDICATOR BARRICADE (WITH STEADY BURN MONODIRECTIONAL LIGHT)
- DRUMS (WITH STEADY BURN MONODIRECTIONAL LIGHTS ON TAPER)
- TYPE III BARRICADE
- IMPACT ATTENUATOR
- TEMPORARY PAVEMENT MARKING - LINE 6" - PAINT (SOLID WHITE)
- TEMPORARY PAVEMENT MARKING - LINE 6" - PAINT (SOLID YELLOW)
- TEMPORARY PAVEMENT MARKING - LINE 8" - PAINT (DOTTED - 9' SKIP 3' DASH)
- TEMPORARY PAVEMENT MARKING - LINE 6" - PAINT (SKIP DASH WHITE - 30 SKIP 10 DASH)
- TEMPORARY PAVEMENT MARKING - LINE 24" - PAINT (SOLID WHITE)
- TEMPORARY PAVEMENT MARKING LETTERS AND SYMBOLS - PAINT (SOLID WHITE)

MODEL: Ramp A (Sheet)
 FILE NAME: c:\pwworking\quigg\des-pw\011tammy.neff-smith\dms02488\B76M95_sht_MOT_Stages 1 Ramps_QEI.dgn



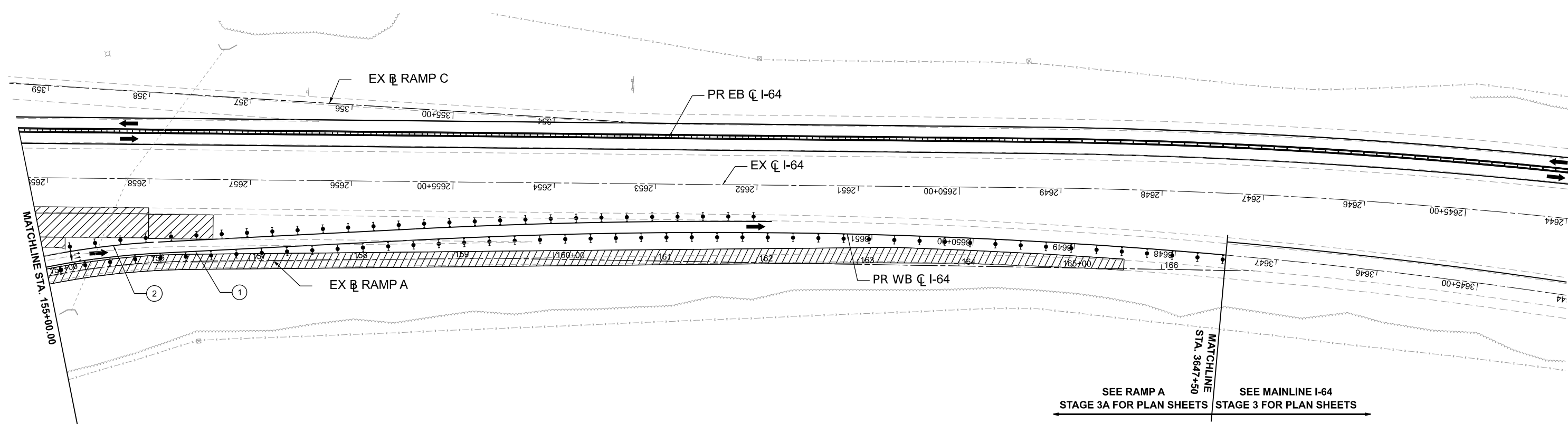
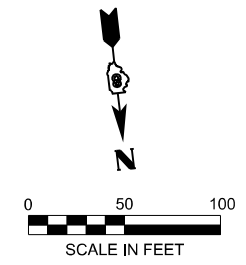
USER NAME = tneffsmith	DESIGNED - TNS	REVISED -
	DRAWN - TNS	REVISED -
	CHECKED - SDM	REVISED -
PLOT DATE = 3/21/2025	DATE - 5/6/2026	REVISED -

**STATE OF ILLINOIS
DEPARTMENT OF TRANSPORTATION**

**MAINTENANCE OF TRAFFIC - STAGE 3A
RAMP A**

SCALE: 1"=50' SHEET 1 OF 2 SHEETS STA. 140+00.00 TO STA. 155+00.00

F.A.I. RTE.	SECTION	COUNTY	TOTAL SHEETS	SHEET NO.
64	95-(3,4)RS-2	WASHINGTON	775	367
CONTRACT NO. 76M95				
ILLINOIS FED. AID PROJECT				



SEE RAMP A
STAGE 3A FOR PLAN SHEETS

SEE MAINLINE I-64
STAGE 3 FOR PLAN SHEETS

NOTE:
SEE STAGE 3 I-64 MAINTENANCE OF TRAFFIC PLANS FOR LAYOUT

LEGEND

- WORK AREA
- SHOULDER IMPROVEMENTS
- DIRECTION OF TRAFFIC
- TEMPORARY CONCRETE BARRIER
- DIRECTIONAL INDICATOR BARRICADE (WITH STEADY BURN MONODIRECTIONAL LIGHT)
- DRUMS (WITH STEADY BURN MONODIRECTIONAL LIGHTS ON TAPER)
- TYPE III BARRICADE
- IMPACT ATTENUATOR
- ① TEMPORARY PAVEMENT MARKING - LINE 6" - PAINT (SOLID WHITE)
- ② TEMPORARY PAVEMENT MARKING - LINE 6" - PAINT (SOLID YELLOW)
- ③ TEMPORARY PAVEMENT MARKING - LINE 8" - PAINT (DOTTED - 9' SKIP 3' DASH)
- ④ TEMPORARY PAVEMENT MARKING - LINE 6" - PAINT (SKIP DASH WHITE - 30 SKIP 10 DASH)
- ⑤ TEMPORARY PAVEMENT MARKING - LINE 24" - PAINT (SOLID WHITE)
- ⑥ TEMPORARY PAVEMENT MARKING LETTERS AND SYMBOLS - PAINT (SOLID WHITE)

MODEL: Ramp A-1 [Sheet]
FILE NAME: c:\pwworking\quigg-engineering\projects\011tammy.neff-smith\dms02488\0876M95_sht_MOT_Stages 1 Ramps_QEI.dgn

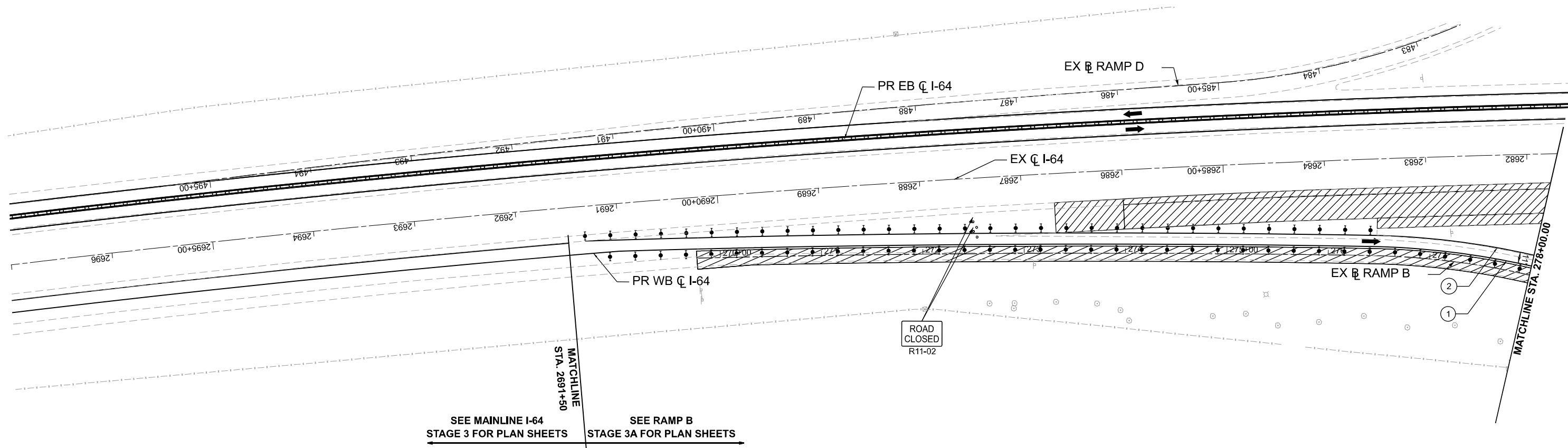
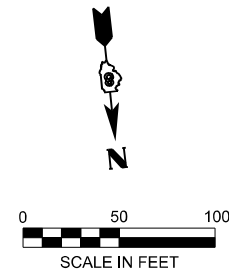


USER NAME = tneffsmith	DESIGNED - TNS	REVISED -
	DRAWN - TNS	REVISED -
	CHECKED - SDM	REVISED -
PLOT DATE = 3/21/2025	DATE - 5/6/2026	REVISED -

**STATE OF ILLINOIS
DEPARTMENT OF TRANSPORTATION**

MAINTENANCE OF TRAFFIC - STAGE 3A RAMP A			
SCALE: 1"=50'	SHEET 2	OF 2 SHEETS	TO STA. 170+00.00

F.A.I. RTE.	SECTION	COUNTY	TOTAL SHEETS	SHEET NO.
64	95-(3,4)RS-2	WASHINGTON	775	368
CONTRACT NO. 76M95				
ILLINOIS FED. AID PROJECT				



SEE MAINLINE I-64
STAGE 3 FOR PLAN SHEETS

SEE RAMP B
STAGE 3A FOR PLAN SHEETS

NOTE:
SEE STAGE 3 I-64 MAINTENANCE OF TRAFFIC PLANS FOR LAYOUT

LEGEND

- WORK AREA
- SHOULDER IMPROVEMENTS
- DIRECTION OF TRAFFIC
- TEMPORARY CONCRETE BARRIER
- DIRECTIONAL INDICATOR BARRICADE (WITH STEADY BURN MONODIRECTIONAL LIGHT)
- DRUMS (WITH STEADY BURN MONODIRECTIONAL LIGHTS ON TAPER)
- TYPE III BARRICADE
- IMPACT ATTENUATOR
- TEMPORARY PAVEMENT MARKING - LINE 6" - PAINT (SOLID WHITE)
- TEMPORARY PAVEMENT MARKING - LINE 6" - PAINT (SOLID YELLOW)
- TEMPORARY PAVEMENT MARKING - LINE 8" - PAINT (DOTTED - 9' SKIP 3' DASH)
- TEMPORARY PAVEMENT MARKING - LINE 6" - PAINT (SKIP DASH WHITE - 30 SKIP 10 DASH)
- TEMPORARY PAVEMENT MARKING - LINE 24" - PAINT (SOLID WHITE)
- TEMPORARY PAVEMENT MARKING LETTERS AND SYMBOLS - PAINT (SOLID WHITE)

MODEL: RAMP B (Sheet)
FILE NAME: c:\pwworking\quigg\des-pw\011tammy.neff-smith\dms02488\B76M95_sht_MOT_Stage_3A_Ramps_QE1.dgn



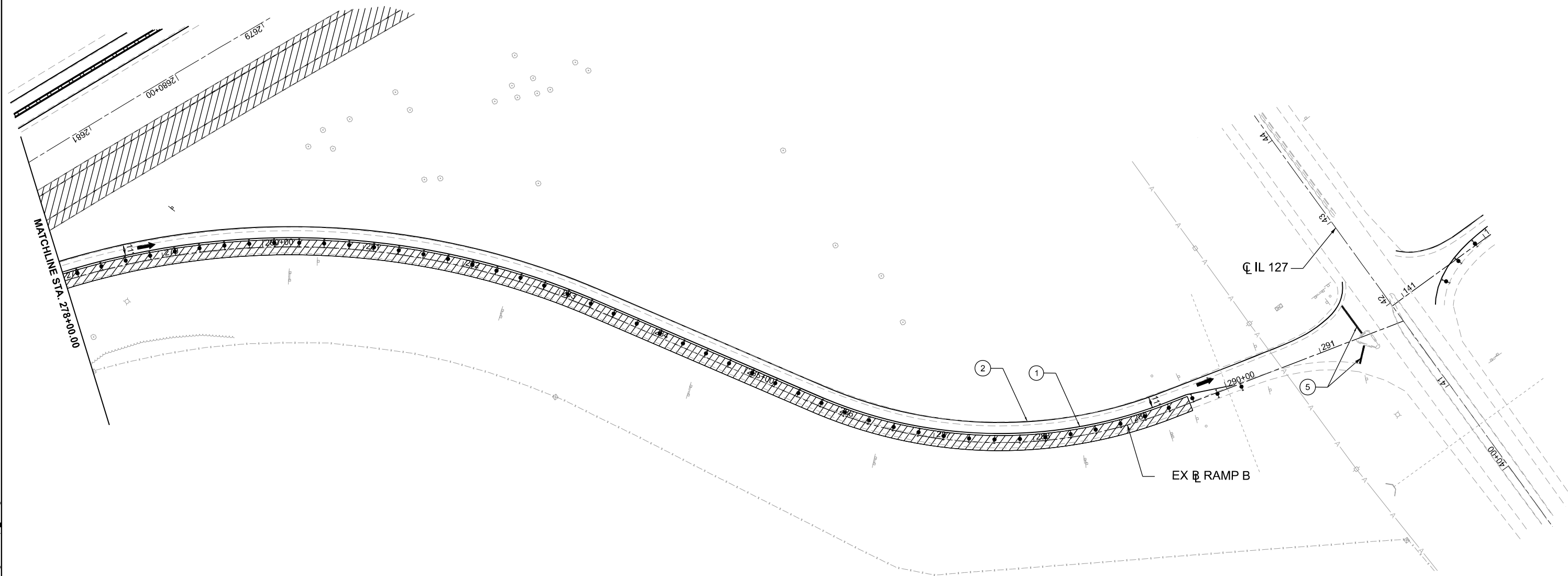
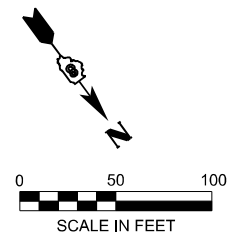
USER NAME = TNeffSmith	DESIGNED - TNS	REVISED -
	DRAWN - TNS	REVISED -
	CHECKED - SDM	REVISED -
PLOT DATE = 1/20/2026	DATE - 5/6/2026	REVISED -

**STATE OF ILLINOIS
DEPARTMENT OF TRANSPORTATION**

**MAINTENANCE OF TRAFFIC - STAGE 3A
RAMP B**

SCALE: 1"=50' SHEET 1 OF 2 SHEETS STA. 263+00.00 TO STA. 278+00.00

F.A.I. RTE.	SECTION	COUNTY	TOTAL SHEETS	SHEET NO.
64	95-(3,4)RS-2	WASHINGTON	775	369
CONTRACT NO. 76M95				
ILLINOIS FED. AID PROJECT				



LEGEND

- WORK AREA
- SHOULDER IMPROVEMENTS
- DIRECTION OF TRAFFIC
- TEMPORARY CONCRETE BARRIER
- DIRECTIONAL INDICATOR BARRICADE (WITH STEADY BURN MONODIRECTIONAL LIGHT)
- DRUMS (WITH STEADY BURN MONODIRECTIONAL LIGHTS ON TAPER)
- TYPE III BARRICADE
- IMPACT ATTENUATOR
- TEMPORARY PAVEMENT MARKING - LINE 6" - PAINT (SOLID WHITE)
- TEMPORARY PAVEMENT MARKING - LINE 6" - PAINT (SOLID YELLOW)
- TEMPORARY PAVEMENT MARKING - LINE 8" - PAINT (DOTTED - 9' SKIP 3' DASH)
- TEMPORARY PAVEMENT MARKING - LINE 6" - PAINT (SKIP DASH WHITE - 30 SKIP 10 DASH)
- TEMPORARY PAVEMENT MARKING - LINE 24" - PAINT (SOLID WHITE)
- TEMPORARY PAVEMENT MARKING LETTERS AND SYMBOLS - PAINT (SOLID WHITE)

MODEL: RAMP B-1 (Sheet)
 FILE NAME: c:\pwworking\quigg\des-pvc-01\hammy\neff-smith\dms02488\B76M95_sht_MOT_Stage_3A_Ramps_QE1.dgn



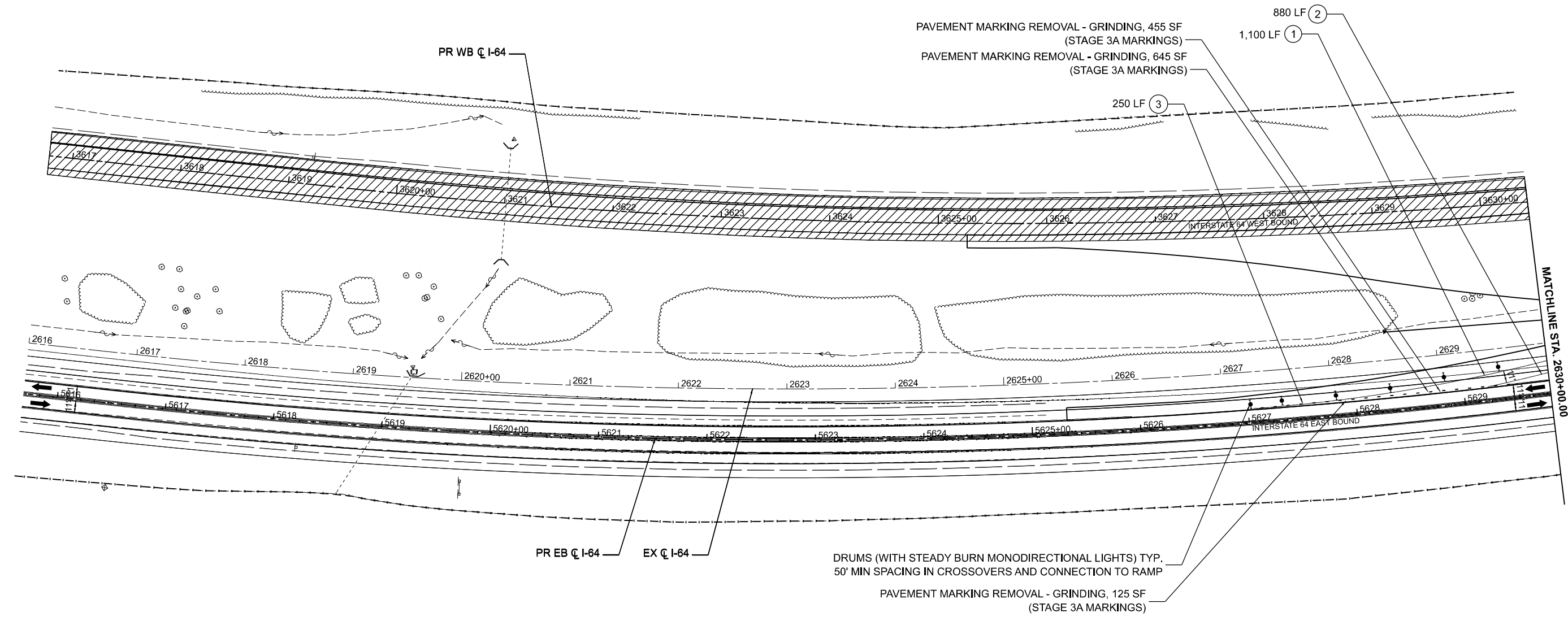
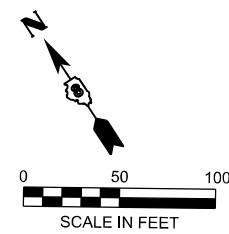
USER NAME = TNeffSmith	DESIGNED - TNS	REVISED -
	DRAWN - TNS	REVISED -
	CHECKED - SDM	REVISED -
PLOT DATE = 1/20/2026	DATE - 5/6/2026	REVISED -

**STATE OF ILLINOIS
DEPARTMENT OF TRANSPORTATION**

**MAINTENANCE OF TRAFFIC - STAGE 3A
RAMP B**

SCALE: 1"=50' SHEET 2 OF 2 SHEETS STA. 278+00.00 TO STA. 293+00.00

F.A.I. RTE.	SECTION	COUNTY	TOTAL SHEETS	SHEET NO.
64	95-(3,4)RS-2	WASHINGTON	775	370
CONTRACT NO. 76M95				
ILLINOIS FED. AID PROJECT				



LEGEND

- WORK AREA
- SHOULDER IMPROVEMENTS
- DIRECTION OF TRAFFIC
- TEMPORARY CONCRETE BARRIER
- DIRECTIONAL INDICATOR BARRICADE (WITH STEADY BURN MONODIRECTIONAL LIGHT)
- DRUMS (WITH STEADY BURN MONODIRECTIONAL LIGHTS ON TAPER)
- TYPE III BARRICADE
- IMPACT ATTENUATOR
- ① TEMPORARY PAVEMENT MARKING - LINE 6" - PAINT (SOLID WHITE)
- ② TEMPORARY PAVEMENT MARKING - LINE 6" - PAINT (SOLID YELLOW)
- ③ TEMPORARY PAVEMENT MARKING - LINE 8" - PAINT (DOTTED - 9' SKIP 3' DASH)
- ④ TEMPORARY PAVEMENT MARKING - LINE 6" - PAINT (SKIP DASH WHITE - 30 SKIP 10 DASH)
- ⑤ TEMPORARY PAVEMENT MARKING - LINE 24" - PAINT (SOLID WHITE)
- ⑥ TEMPORARY PAVEMENT MARKING LETTERS AND SYMBOLS - PAINT (SOLID WHITE)

MODEL: I64CL-1 - Plan 1 (Sheet)
FILE NAME: D876M95_sht_MOT_Stage_3B.dgn

55 W Van Buren St, Ste 200
Chicago, IL 60605
TEL: 312.787.0707 FAX: 312.787.7322
WWW.ESCOTOINC.COM
Professional Engineering Design Firm No. 18403609-0002
Copyright © 2026

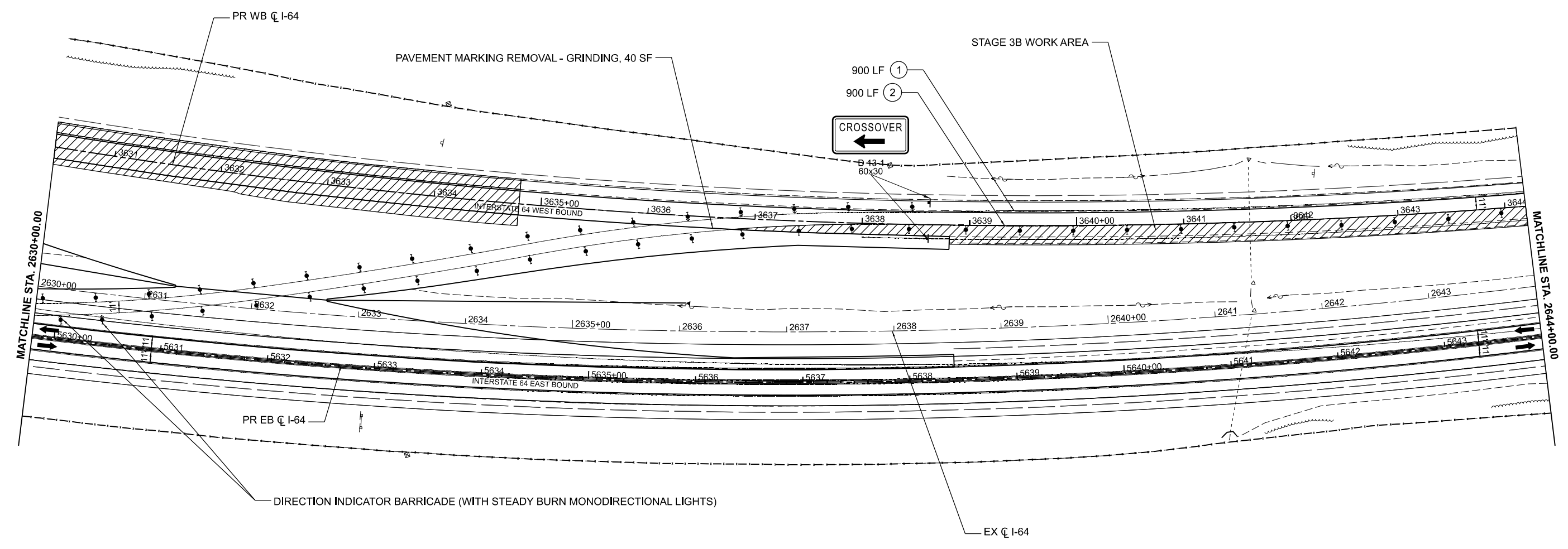
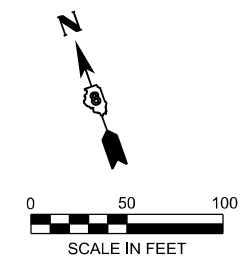
USER NAME = mgesior	DESIGNED - MEG	REVISED -
	DRAWN - MEG	REVISED -
	CHECKED - MTV	REVISED -
PLOT DATE = 5/6/2026	DATE - 5/6/2026	REVISED -

**STATE OF ILLINOIS
DEPARTMENT OF TRANSPORTATION**

**MAINTENANCE OF TRAFFIC - STAGE 3B
I-64**

SCALE: 1" = 50' SHEET 1 OF 5 SHEETS STA. TO STA.

F.A.I. RTE.	SECTION	COUNTY	TOTAL SHEETS	SHEET NO.
64	95-(3,4)RS-2	WASHINGTON	775	371
CONTRACT NO. 76M95				
ILLINOIS FED. AID PROJECT				



LEGEND

- WORK AREA
- SHOULDER IMPROVEMENTS
- DIRECTION OF TRAFFIC
- TEMPORARY CONCRETE BARRIER
- DIRECTIONAL INDICATOR BARRICADE (WITH STEADY BURN MONODIRECTIONAL LIGHT)
- DRUMS (WITH STEADY BURN MONODIRECTIONAL LIGHTS ON TAPER)
- TYPE III BARRICADE
- IMPACT ATTENUATOR
- TEMPORARY PAVEMENT MARKING - LINE 6" - PAINT (SOLID WHITE)
- TEMPORARY PAVEMENT MARKING - LINE 6" - PAINT (SOLID YELLOW)
- TEMPORARY PAVEMENT MARKING - LINE 8" - PAINT (DOTTED - 9' SKIP 3' DASH)
- TEMPORARY PAVEMENT MARKING - LINE 6" - PAINT (SKIP DASH WHITE - 30 SKIP 10 DASH)
- TEMPORARY PAVEMENT MARKING - LINE 24" - PAINT (SOLID WHITE)
- TEMPORARY PAVEMENT MARKING LETTERS AND SYMBOLS - PAINT (SOLID WHITE)

MODEL: I64CL-1-Plan_2 (Sheet)
 FILE NAME: D876M95_sht_MOT_Stage_3B.dgn

55 W Van Buren St, Ste 200
 Chicago, IL 60605
 TEL: 312.787.0707 FAX: 312.787.7322
 WWW.ESCOTOINC.COM
Professional Engineering Design Firm No. 18403609-0002
 Copyright © 2026

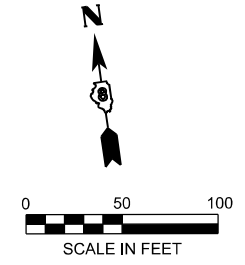
USER NAME = mgesior	DESIGNED - MEG	REVISED -
	DRAWN - MEG	REVISED -
	CHECKED - MTV	REVISED -
PLOT DATE = 5/6/2026	DATE - 5/6/2026	REVISED -

STATE OF ILLINOIS
DEPARTMENT OF TRANSPORTATION

MAINTENANCE OF TRAFFIC - STAGE 3B
I-64

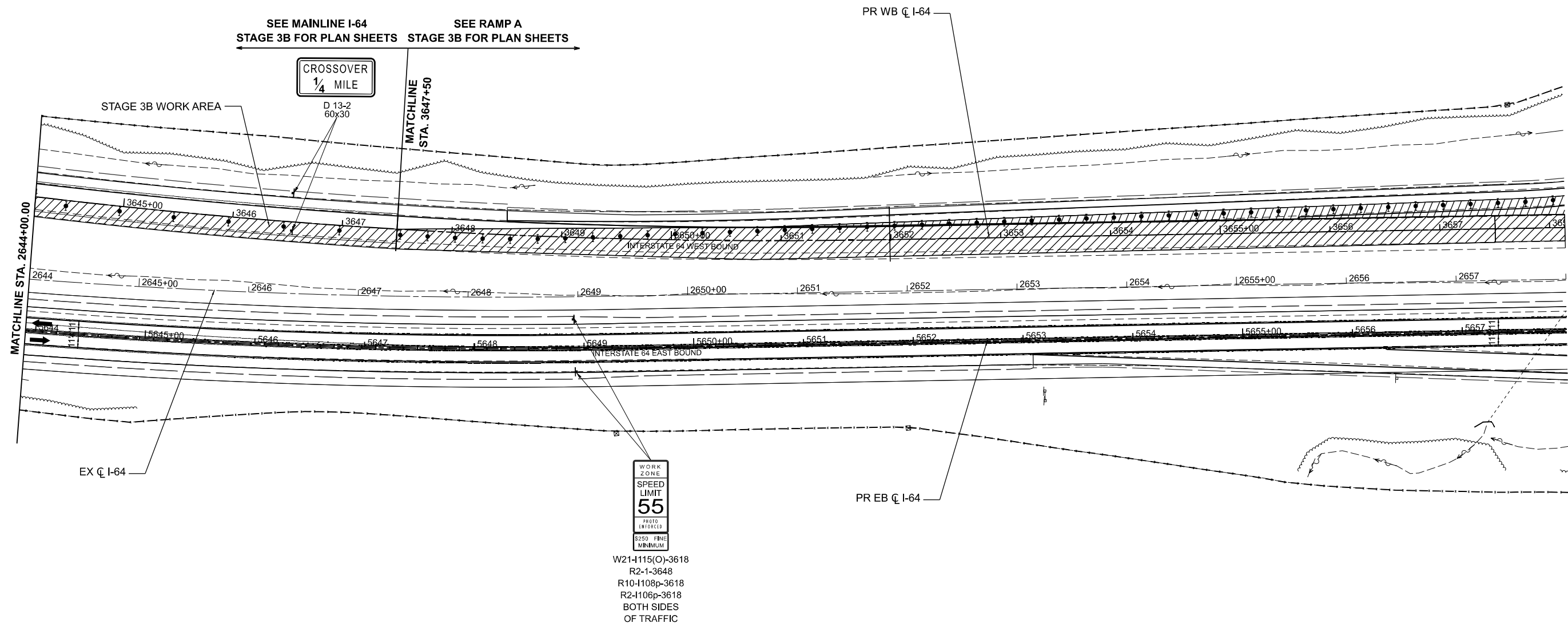
SCALE: 1" = 50' SHEET 2 OF 5 SHEETS STA. TO STA.

F.A.I. RTE.	SECTION	COUNTY	TOTAL SHEETS	SHEET NO.
64	95-(3,4)RS-2	WASHINGTON	775	372
CONTRACT NO. 76M95				
ILLINOIS FED. AID PROJECT				



SEE MAINLINE I-64
STAGE 3B FOR PLAN SHEETS

SEE RAMP A
STAGE 3B FOR PLAN SHEETS



LEGEND

- WORK AREA
- SHOULDER IMPROVEMENTS
- DIRECTION OF TRAFFIC
- TEMPORARY CONCRETE BARRIER
- DIRECTIONAL INDICATOR BARRICADE (WITH STEADY BURN MONODIRECTIONAL LIGHT)
- DRUMS (WITH STEADY BURN MONODIRECTIONAL LIGHTS ON TAPER)
- TYPE III BARRICADE
- IMPACT ATTENUATOR
- ① TEMPORARY PAVEMENT MARKING - LINE 6" - PAINT (SOLID WHITE)
- ② TEMPORARY PAVEMENT MARKING - LINE 6" - PAINT (SOLID YELLOW)
- ③ TEMPORARY PAVEMENT MARKING - LINE 8" - PAINT (DOTTED - 9' SKIP 3' DASH)
- ④ TEMPORARY PAVEMENT MARKING - LINE 6" - PAINT (SKIP DASH WHITE - 30 SKIP 10 DASH)
- ⑤ TEMPORARY PAVEMENT MARKING - LINE 24" - PAINT (SOLID WHITE)
- ⑥ TEMPORARY PAVEMENT MARKING LETTERS AND SYMBOLS - PAINT (SOLID WHITE)

MODEL: I64CL-1-Plan_3 (Sheet)
FILE NAME: D876M95_sht_MOT_Stage_3B.dgn

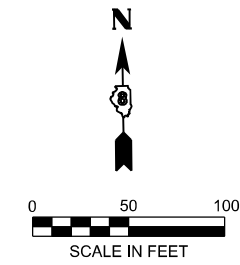
USER NAME = mgesior	DESIGNED - MEG	REVISED -
	DRAWN - MEG	REVISED -
	CHECKED - MTV	REVISED -
PLOT DATE = 5/6/2026	DATE - 5/6/2026	REVISED -

**STATE OF ILLINOIS
DEPARTMENT OF TRANSPORTATION**

**MAINTENANCE OF TRAFFIC - STAGE 3B
I-64**

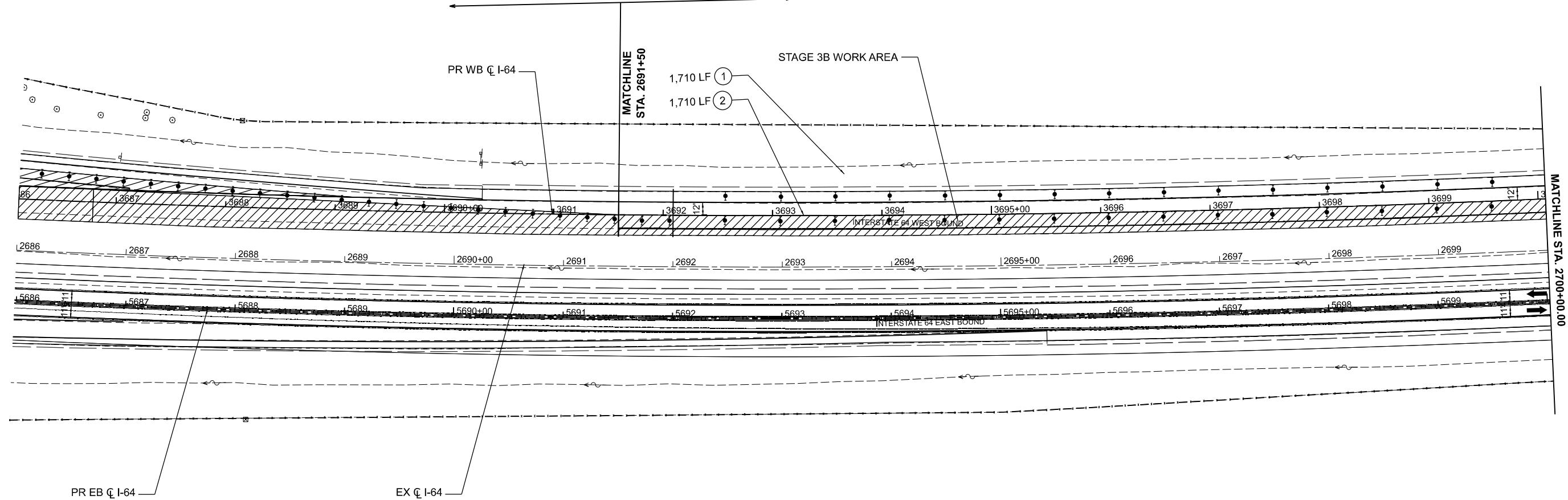
SCALE: 1" = 50' SHEET 3 OF 5 SHEETS STA. TO STA.

F.A.I. RTE.	SECTION	COUNTY	TOTAL SHEETS	SHEET NO.
64	95-(3,4)RS-2	WASHINGTON	775	373
CONTRACT NO. 76M95				
ILLINOIS FED. AID PROJECT				



SEE RAMP B
STAGE 3B FOR PLAN SHEETS

SEE MAINLINE I-64
STAGE 3B FOR PLAN SHEETS



LEGEND

- WORK AREA
- SHOULDER IMPROVEMENTS
- DIRECTION OF TRAFFIC
- TEMPORARY CONCRETE BARRIER
- DIRECTIONAL INDICATOR BARRICADE (WITH STEADY BURN MONODIRECTIONAL LIGHT)
- DRUMS (WITH STEADY BURN MONODIRECTIONAL LIGHTS ON TAPER)
- TYPE III BARRICADE
- IMPACT ATTENUATOR
- TEMPORARY PAVEMENT MARKING - LINE 6" - PAINT (SOLID WHITE)
- TEMPORARY PAVEMENT MARKING - LINE 6" - PAINT (SOLID YELLOW)
- TEMPORARY PAVEMENT MARKING - LINE 8" - PAINT (DOTTED - 9' SKIP 3' DASH)
- TEMPORARY PAVEMENT MARKING - LINE 6" - PAINT (SKIP DASH WHITE - 30 SKIP 10 DASH)
- TEMPORARY PAVEMENT MARKING - LINE 24" - PAINT (SOLID WHITE)
- TEMPORARY PAVEMENT MARKING LETTERS AND SYMBOLS - PAINT (SOLID WHITE)

MODEL: I64CL-2-Plan 4 (Sheet)
FILE NAME: D876M95_sht_MOT_Stage_3B.dgn

55 W Van Buren St, Ste 200
Chicago, IL 60605
TEL: 312.787.0707 FAX: 312.787.7322
WWW.DESCOTOINC.COM
A Professional Engineering Design Firm No. 18403609-0002
Copyright © 2026

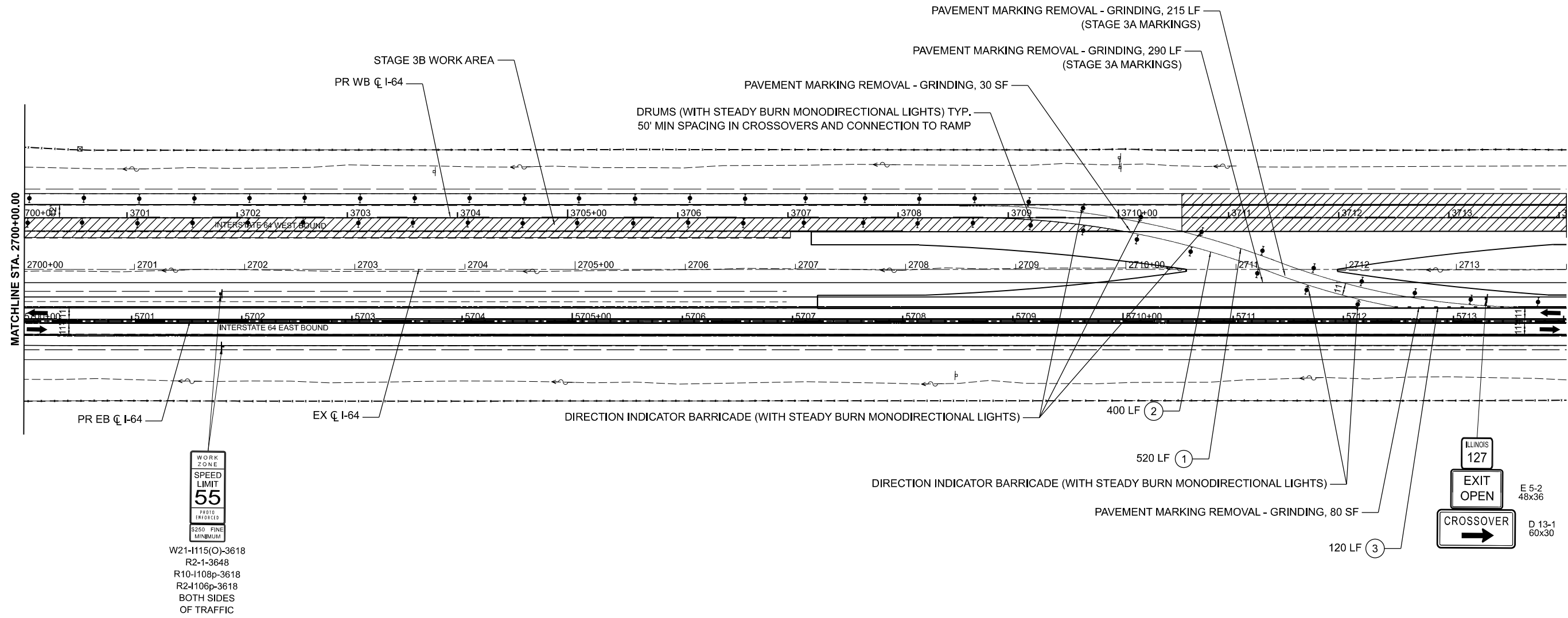
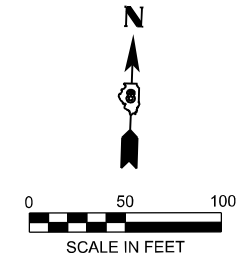
USER NAME = mgesior	DESIGNED - MEG	REVISED -
	DRAWN - MEG	REVISED -
	CHECKED - MTV	REVISED -
PLOT DATE = 5/6/2026	DATE - 5/6/2026	REVISED -

**STATE OF ILLINOIS
DEPARTMENT OF TRANSPORTATION**

**MAINTENANCE OF TRAFFIC - STAGE 3B
I-64**

SCALE: 1" = 50' SHEET 4 OF 5 SHEETS STA. TO STA.

F.A.I. RTE.	SECTION	COUNTY	TOTAL SHEETS	SHEET NO.
64	95-(3,4)RS-2	WASHINGTON	775	374
CONTRACT NO. 76M95				
ILLINOIS FED. AID PROJECT				



WORK ZONE
SPEED LIMIT
55
PHOTO ENFORCED
S250 FINE MINIMUM
W21-1115(O)-3618
R2-1-3648
R10-1108p-3618
R2-1106p-3618
BOTH SIDES OF TRAFFIC

LEGEND

- WORK AREA
- SHOULDER IMPROVEMENTS
- DIRECTION OF TRAFFIC
- TEMPORARY CONCRETE BARRIER
- DIRECTIONAL INDICATOR BARRICADE (WITH STEADY BURN MONODIRECTIONAL LIGHT)
- DRUMS (WITH STEADY BURN MONODIRECTIONAL LIGHTS ON TAPER)
- TYPE III BARRICADE
- IMPACT ATTENUATOR
- ① TEMPORARY PAVEMENT MARKING - LINE 6" - PAINT (SOLID WHITE)
- ② TEMPORARY PAVEMENT MARKING - LINE 6" - PAINT (SOLID YELLOW)
- ③ TEMPORARY PAVEMENT MARKING - LINE 8" - PAINT (DOTTED - 9' SKIP 3' DASH)
- ④ TEMPORARY PAVEMENT MARKING - LINE 6" - PAINT (SKIP DASH WHITE - 30 SKIP 10 DASH)
- ⑤ TEMPORARY PAVEMENT MARKING - LINE 24" - PAINT (SOLID WHITE)
- ⑥ TEMPORARY PAVEMENT MARKING LETTERS AND SYMBOLS - PAINT (SOLID WHITE)

MODEL: I64CL-2-Plan 5 (Sheet)
FILE NAME: D876M95_sht_MOT_Stage_3B.dgn

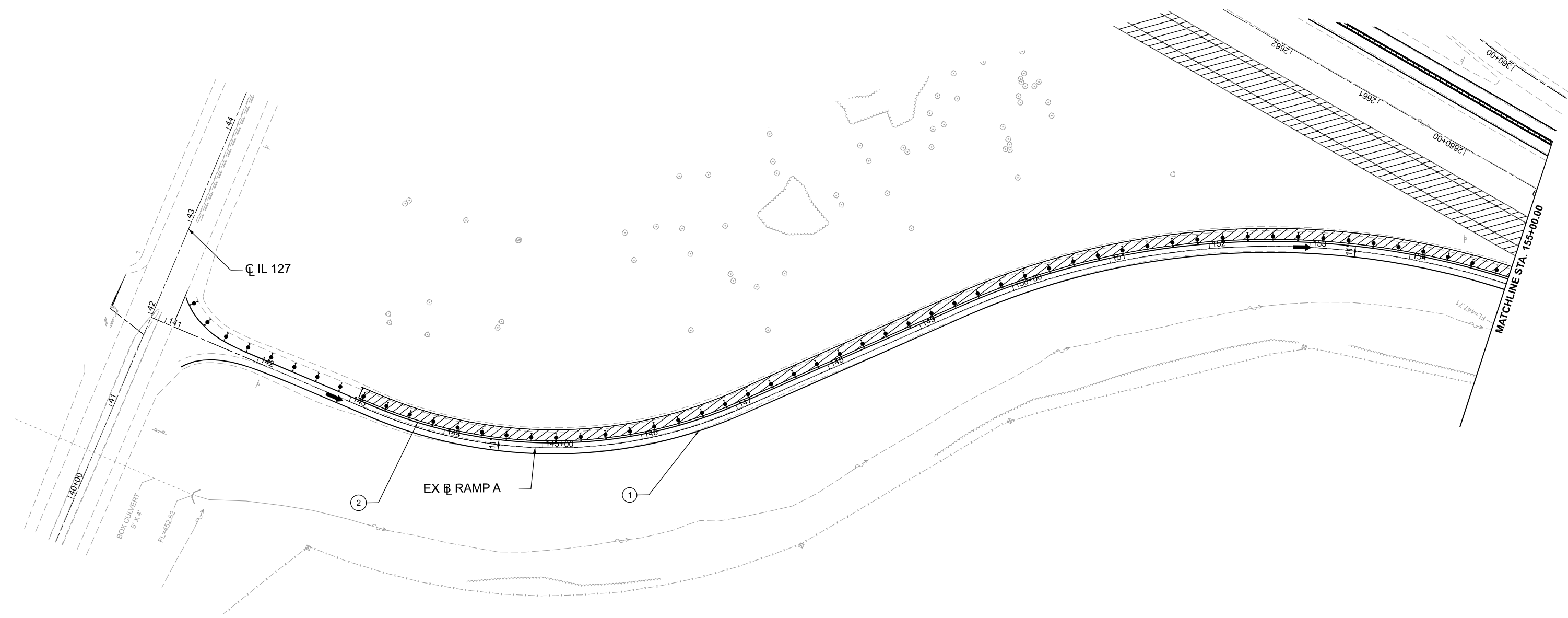
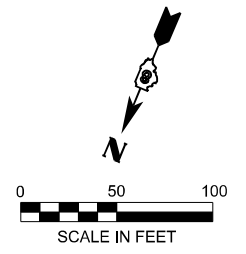
USER NAME = mgesior	DESIGNED - MEG	REVISED -
	DRAWN - MEG	REVISED -
	CHECKED - MTV	REVISED -
PLOT DATE = 5/6/2026	DATE - 5/6/2026	REVISED -

**STATE OF ILLINOIS
DEPARTMENT OF TRANSPORTATION**

**MAINTENANCE OF TRAFFIC - STAGE 3B
I-64**

SCALE: 1" = 50' SHEET 5 OF 5 SHEETS STA. TO STA.

F.A.I. RTE.	SECTION	COUNTY	TOTAL SHEETS	SHEET NO.
64	95-(3,4)RS-2	WASHINGTON	775	375
CONTRACT NO. 76M95				
ILLINOIS FED. AID PROJECT				



MODEL: Ramp A (Sheet)
 FILE NAME: c:\pwworking\quigg-engineering\projects\111tammy.neff-smith\dms02488\B76M95_sht_MOT_Stages 1 Ramps_QEI.dgn

LEGEND

- WORK AREA
- SHOULDER IMPROVEMENTS
- DIRECTION OF TRAFFIC
- TEMPORARY CONCRETE BARRIER
- DIRECTIONAL INDICATOR BARRICADE (WITH STEADY BURN MONODIRECTIONAL LIGHT)
- DRUMS (WITH STEADY BURN MONODIRECTIONAL LIGHTS ON TAPER)
- TYPE III BARRICADE
- IMPACT ATTENUATOR
- ① TEMPORARY PAVEMENT MARKING - LINE 6" - PAINT (SOLID WHITE)
- ② TEMPORARY PAVEMENT MARKING - LINE 6" - PAINT (SOLID YELLOW)
- ③ TEMPORARY PAVEMENT MARKING - LINE 8" - PAINT (DOTTED - 9' SKIP 3' DASH)
- ④ TEMPORARY PAVEMENT MARKING - LINE 6" - PAINT (SKIP DASH WHITE - 30 SKIP 10 DASH)
- ⑤ TEMPORARY PAVEMENT MARKING - LINE 24" - PAINT (SOLID WHITE)
- ⑥ TEMPORARY PAVEMENT MARKING LETTERS AND SYMBOLS - PAINT (SOLID WHITE)



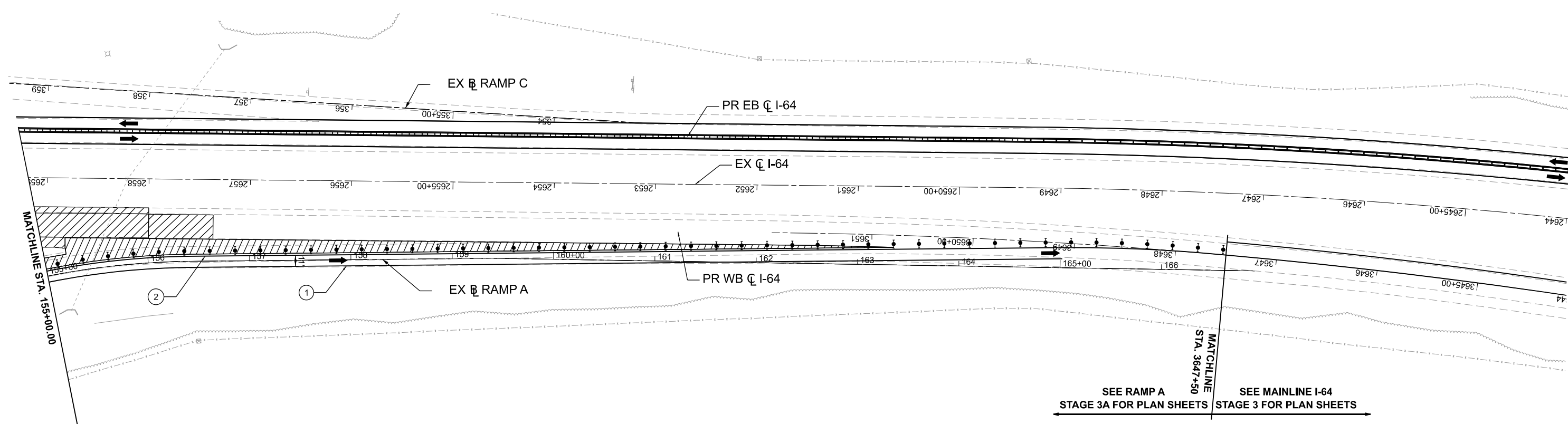
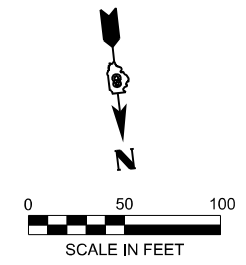
USER NAME = tneffsmith	DESIGNED - TNS	REVISED -
	DRAWN - TNS	REVISED -
	CHECKED - SDM	REVISED -
PLOT DATE = 3/21/2025	DATE - 1/16/2026	REVISED -

**STATE OF ILLINOIS
DEPARTMENT OF TRANSPORTATION**

**MAINTENANCE OF TRAFFIC - STAGE 3B
RAMP A**

SCALE: 1"=50' SHEET 1 OF 2 SHEETS STA. 140+00.00 TO STA. 155+00.00

F.A.I. RTE.	SECTION	COUNTY	TOTAL SHEETS	SHEET NO.
64	95-(3,4)RS-2	WASHINGTON	775	376
CONTRACT NO. 76M95				
ILLINOIS FED. AID PROJECT				



SEE RAMP A
STAGE 3A FOR PLAN SHEETS

SEE MAINLINE I-64
STAGE 3 FOR PLAN SHEETS

NOTE:
SEE STAGE 3 I-64 MAINTENANCE OF TRAFFIC PLANS FOR LAYOUT

LEGEND

- WORK AREA
- SHOULDER IMPROVEMENTS
- DIRECTION OF TRAFFIC
- TEMPORARY CONCRETE BARRIER
- DIRECTIONAL INDICATOR BARRICADE (WITH STEADY BURN MONODIRECTIONAL LIGHT)
- DRUMS (WITH STEADY BURN MONODIRECTIONAL LIGHTS ON TAPER)
- TYPE III BARRICADE
- IMPACT ATTENUATOR
- ① TEMPORARY PAVEMENT MARKING - LINE 6" - PAINT (SOLID WHITE)
- ② TEMPORARY PAVEMENT MARKING - LINE 6" - PAINT (SOLID YELLOW)
- ③ TEMPORARY PAVEMENT MARKING - LINE 8" - PAINT (DOTTED - 9' SKIP 3' DASH)
- ④ TEMPORARY PAVEMENT MARKING - LINE 6" - PAINT (SKIP DASH WHITE - 30 SKIP 10 DASH)
- ⑤ TEMPORARY PAVEMENT MARKING - LINE 24" - PAINT (SOLID WHITE)
- ⑥ TEMPORARY PAVEMENT MARKING LETTERS AND SYMBOLS - PAINT (SOLID WHITE)

MODEL: Ramp A-1 [Sheet]
 FILE NAME: c:\pwworking\quigg-engineering\projects\011\hammy\neff-smith\dms02488\0876M95_sht_MOT_Stage 1 Ramps_QEI.dgn



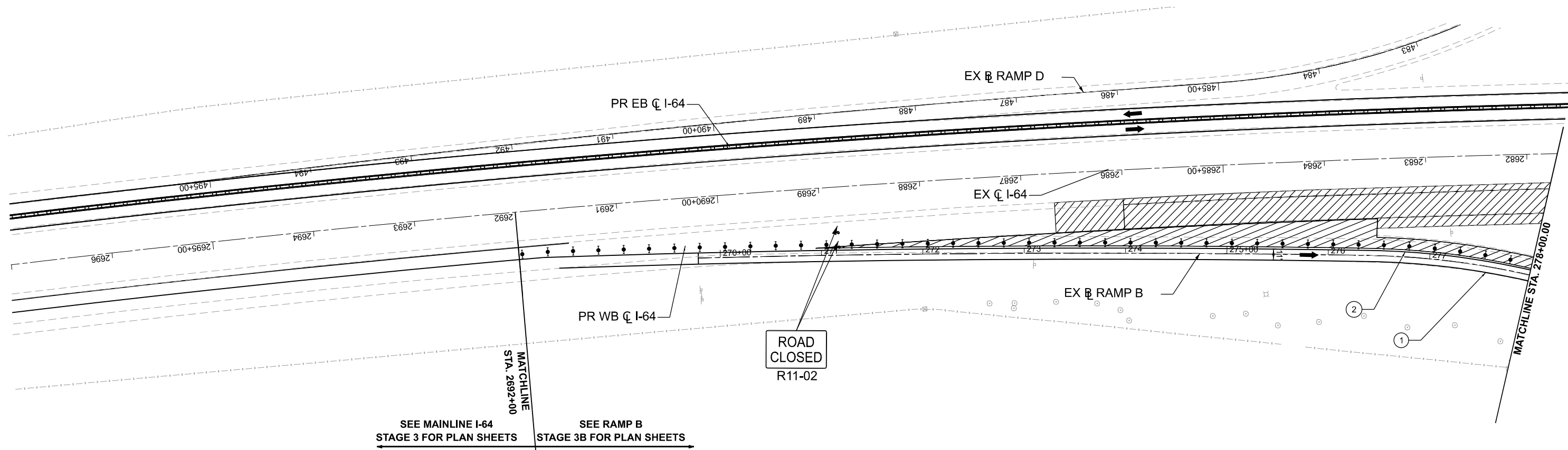
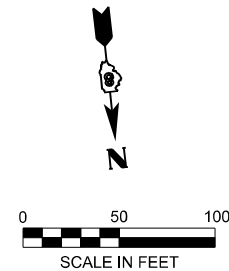
USER NAME = tneffsmith	DESIGNED - TNS	REVISED -
	DRAWN - TNS	REVISED -
	CHECKED - SDM	REVISED -
PLOT DATE = 3/21/2025	DATE - 1/16/2026	REVISED -

**STATE OF ILLINOIS
DEPARTMENT OF TRANSPORTATION**

**MAINTENANCE OF TRAFFIC - STAGE 3B
RAMP A**

SCALE: 1"=50' SHEET 2 OF 2 SHEETS STA. 155+00.00 TO STA. 170+00.00

F.A.I. RTE.	SECTION	COUNTY	TOTAL SHEETS	SHEET NO.
64	95-(3,4)RS-2	WASHINGTON	775	377
CONTRACT NO. 76M95				
ILLINOIS FED. AID PROJECT				



SEE MAINLINE I-64
STAGE 3 FOR PLAN SHEETS

SEE RAMP B
STAGE 3B FOR PLAN SHEETS

NOTE:
SEE STAGE 3 I-64 MAINTENANCE OF TRAFFIC PLANS FOR LAYOUT

LEGEND

- WORK AREA
- SHOULDER IMPROVEMENTS
- DIRECTION OF TRAFFIC
- TEMPORARY CONCRETE BARRIER
- DIRECTIONAL INDICATOR BARRICADE (WITH STEADY BURN MONODIRECTIONAL LIGHT)
- DRUMS (WITH STEADY BURN MONODIRECTIONAL LIGHTS ON TAPER)
- TYPE III BARRICADE
- IMPACT ATTENUATOR
- TEMPORARY PAVEMENT MARKING - LINE 6" - PAINT (SOLID WHITE)
- TEMPORARY PAVEMENT MARKING - LINE 6" - PAINT (SOLID YELLOW)
- TEMPORARY PAVEMENT MARKING - LINE 8" - PAINT (DOTTED - 9' SKIP 3' DASH)
- TEMPORARY PAVEMENT MARKING - LINE 6" - PAINT (SKIP DASH WHITE - 30 SKIP 10 DASH)
- TEMPORARY PAVEMENT MARKING - LINE 24" - PAINT (SOLID WHITE)
- TEMPORARY PAVEMENT MARKING LETTERS AND SYMBOLS - PAINT (SOLID WHITE)

MODEL: RAMP B (Sheet)
FILE NAME: c:\pwworking\quigg\des-pw\01\max_bennett\ms02488\DOT_Stage 3B Ramps_QE1.dgn



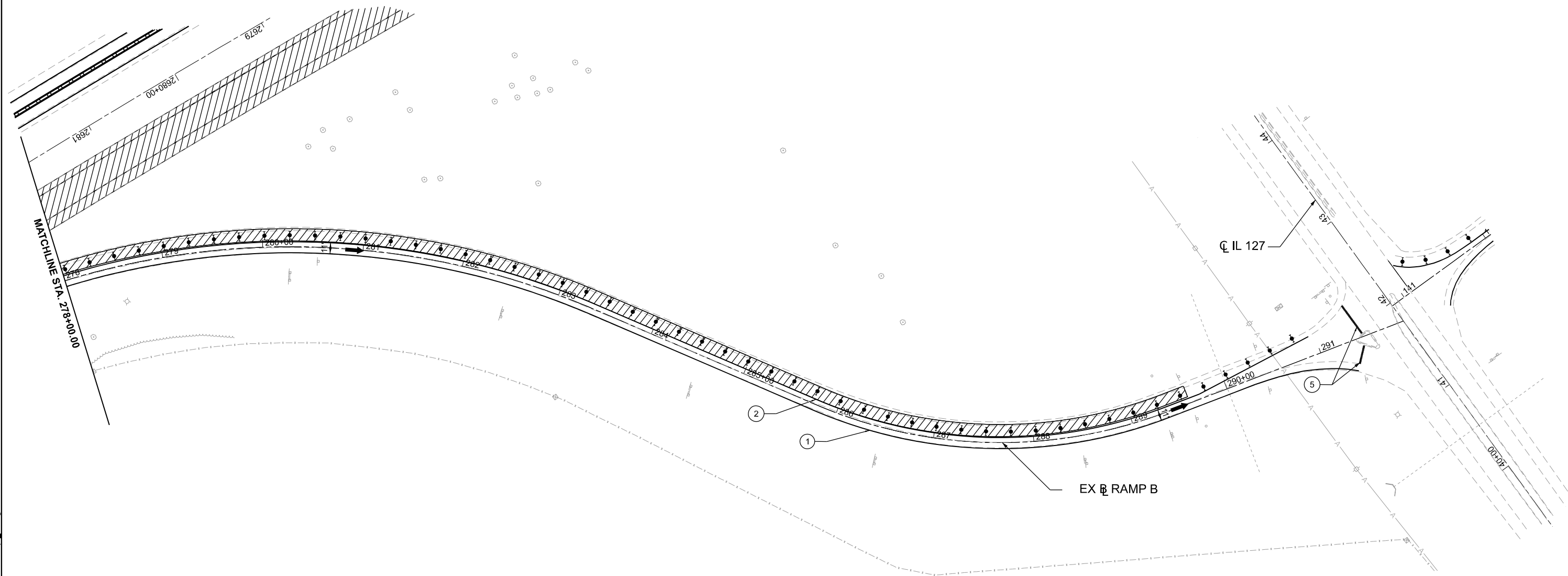
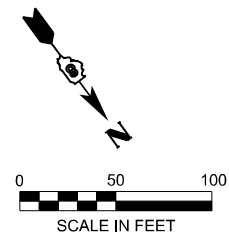
USER NAME = MBennett	DESIGNED - TNS	REVISED -
	DRAWN - TNS	REVISED -
	CHECKED - SDM	REVISED -
PLOT DATE = 3/18/2026	DATE - 1/16/2026	REVISED -

**STATE OF ILLINOIS
DEPARTMENT OF TRANSPORTATION**

**MAINTENANCE OF TRAFFIC - STAGE 3B
RAMP B**

SCALE: 1"=50' SHEET 1 OF 2 SHEETS STA. 263+00.00 TO STA. 278+00.00

F.A.I. RTE.	SECTION	COUNTY	TOTAL SHEETS	SHEET NO.
64	95-(3,4)RS-2	WASHINGTON	775	378
CONTRACT NO. 76M95				
ILLINOIS FED. AID PROJECT				



LEGEND

- WORK AREA
- SHOULDER IMPROVEMENTS
- DIRECTION OF TRAFFIC
- TEMPORARY CONCRETE BARRIER
- DIRECTIONAL INDICATOR BARRICADE (WITH STEADY BURN MONODIRECTIONAL LIGHT)
- DRUMS (WITH STEADY BURN MONODIRECTIONAL LIGHTS ON TAPER)
- TYPE III BARRICADE
- IMPACT ATTENUATOR
- TEMPORARY PAVEMENT MARKING - LINE 6" - PAINT (SOLID WHITE)
- TEMPORARY PAVEMENT MARKING - LINE 6" - PAINT (SOLID YELLOW)
- TEMPORARY PAVEMENT MARKING - LINE 8" - PAINT (DOTTED - 9' SKIP 3' DASH)
- TEMPORARY PAVEMENT MARKING - LINE 6" - PAINT (SKIP DASH WHITE - 30 SKIP 10 DASH)
- TEMPORARY PAVEMENT MARKING - LINE 24" - PAINT (SOLID WHITE)
- TEMPORARY PAVEMENT MARKING LETTERS AND SYMBOLS - PAINT (SOLID WHITE)

MODEL: RAMP B-1 (Sheet)
 FILE NAME: c:\pwworking\quigg\des-pw\01\sean_maxwell\dms02488\08761M95_sht_MOT_Stage 3B Ramps_QEI.dgn



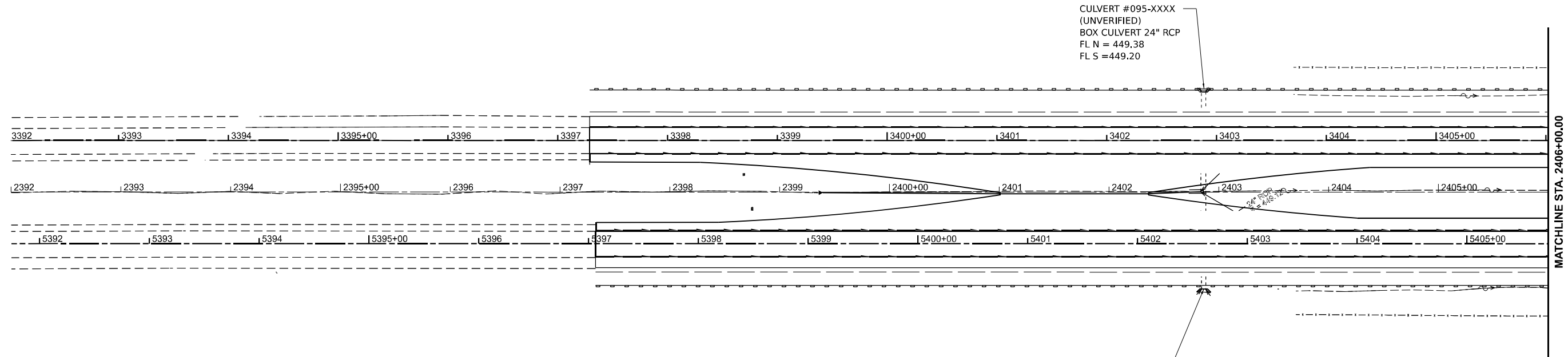
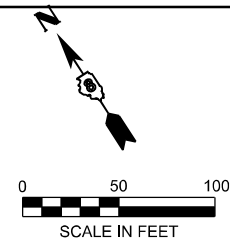
USER NAME = MBennett	DESIGNED - TNS	REVISED -
	DRAWN - TNS	REVISED -
	CHECKED - SDM	REVISED -
PLOT DATE = 3/18/2026	DATE - 5/6/2026	REVISED -

**STATE OF ILLINOIS
DEPARTMENT OF TRANSPORTATION**

**MAINTENANCE OF TRAFFIC - STAGE 3B
RAMP B**

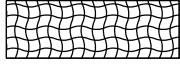
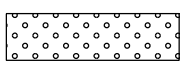
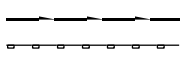
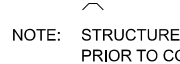






SCALE: 1"=50' SHEET 2 OF 2 SHEETS STA. 278+00.00 TO STA. 293+00.00

F.A.I. RTE.	SECTION	COUNTY	TOTAL SHEETS	SHEET NO.
64	95-(3,4)RS-2	WASHINGTON	775	379
CONTRACT NO. 76M95				
ILLINOIS FED. AID PROJECT				



CULVERT #095-XXXX
(UNVERIFIED)
BOX CULVERT 24" RCP
FL N = 449.12
FL S = 448.91

LEGEND

-  SEEDING CLASS 2A
-  NITROGEN FERTILIZER NUTRIENTS
-  PHOSPHOROUS FERTILIZER NUTRIENTS
-  POTASSIUM FERTILIZER NUTRIENTS
-  EROSION CONTROL BLANKET
-  GRADING AND SHAPING DITCHES
-  PIPE UNDERDRAINS, TYPE 1, 6"
-  LATERALS - PIPE UNDERDRAINS, TYPE 1, 6" SPECIAL
-  PERIMETER EROSION BARRIER
-  CONCRETE HEADWALL SPECIAL

NOTE: STRUCTURE NUMBER OF CULVERTS TO BE VERIFIED IN THE FIELD PRIOR TO COMMENCING THE CULVERT IMPROVEMENT WORK

MODEL: I64CI - Plan 1 (Sheet)
FILE NAME: D876M95_sht_dfm_ero_lsp.dgn



55 W Van Buren St, Ste 200
Chicago, IL 60605
TEL: 312.787.0707 FAX: 312.787.7322
www.descotoinc.com
Professional Engineering Design Firm No. 18403609-0002
Copyright © 2026

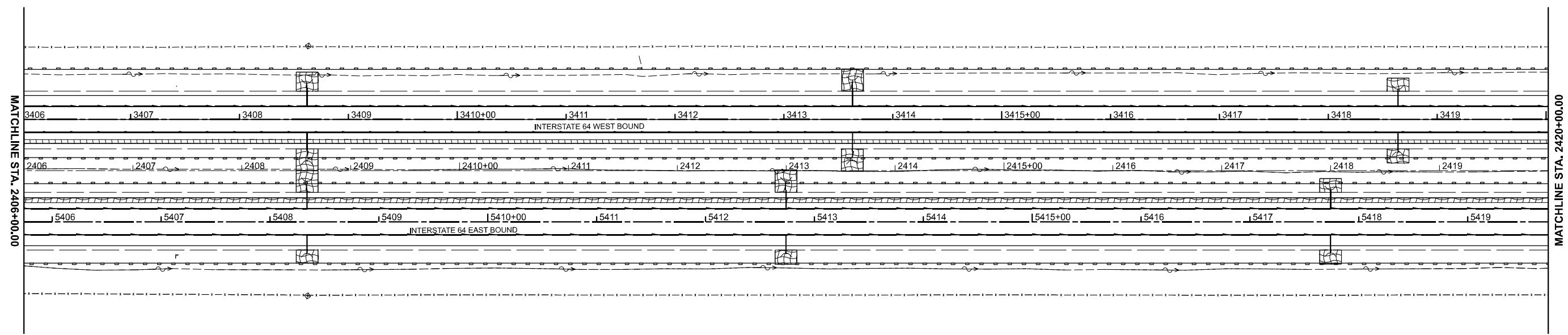
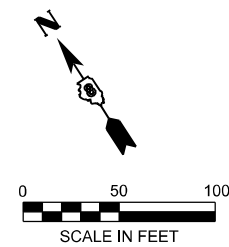
USER NAME = mgesior	DESIGNED - MEG	REVISED -
	DRAWN - MEG	REVISED -
	CHECKED - MTV	REVISED -
PLOT DATE = 5/6/2026	DATE - 5/6/2026	REVISED -

**STATE OF ILLINOIS
DEPARTMENT OF TRANSPORTATION**

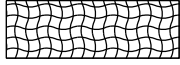
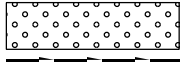

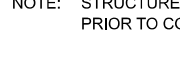



DRAINAGE, LANDSCAPING AND EROSION CONTROL
I-64

F.A.I. RTE.	SECTION	COUNTY	TOTAL SHEETS	SHEET NO.
64	95-(3,4)RS-2	WASHINGTON	775	380
CONTRACT NO. 76M95				
ILLINOIS FED. AID PROJECT				

SCALE: 1" = 50' SHEET 1 OF 39 SHEETS STA. TO STA.



LEGEND

-  SEEDING CLASS 2A
-  NITROGEN FERTILIZER NUTRIENTS
-  PHOSPHOROUS FERTILIZER NUTRIENTS
-  POTASSIUM FERTILIZER NUTRIENTS
-  EROSION CONTROL BLANKET
-  GRADING AND SHAPING DITCHES
-  PIPE UNDERDRAINS, TYPE 1, 6"
- LATERALS - PIPE UNDERDRAINS, TYPE 1, 6" SPECIAL
- PERIMETER EROSION BARRIER
- CONCRETE HEADWALL SPECIAL

NOTE: STRUCTURE NUMBER OF CULVERTS TO BE VERIFIED IN THE FIELD PRIOR TO COMMENCING THE CULVERT IMPROVEMENT WORK

MODEL: I64CI - Plan 2 (Sheet)
FILE NAME: D876M95_sht_dfm_ero_lsp.dgn



55 W Van Buren St, Ste 200
Chicago, IL 60605
TEL: 312.787.0707 FAX: 312.787.7322
WWW.DESCOOTOINC.COM
Professional Engineering Design Firm No. 18403609-0002
Copyright © 2026

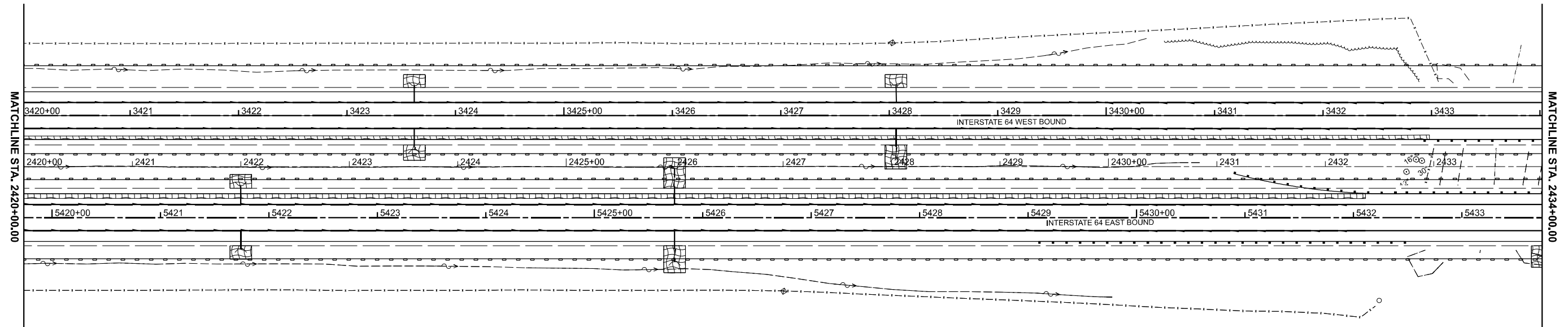
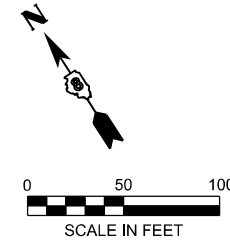
USER NAME = mgesior	DESIGNED - MEG	REVISED -
	DRAWN - MEG	REVISED -
	CHECKED - MTV	REVISED -
PLOT DATE = 5/6/2026	DATE - 5/6/2026	REVISED -

**STATE OF ILLINOIS
DEPARTMENT OF TRANSPORTATION**

**DRAINAGE, LANDSCAPING AND EROSION CONTROL
I-64**

SCALE: 1" = 50' SHEET 2 OF 39 SHEETS STA. TO STA.

F.A.I. RTE.	SECTION	COUNTY	TOTAL SHEETS	SHEET NO.
64	95-(3,4)RS-2	WASHINGTON	775	381
CONTRACT NO. 76M95				
ILLINOIS FED. AID PROJECT				



LEGEND

- SEEDING CLASS 2A
- NITROGEN FERTILIZER NUTRIENTS
- PHOSPHOROUS FERTILIZER NUTRIENTS
- POTASSIUM FERTILIZER NUTRIENTS
- EROSION CONTROL BLANKET
- GRADING AND SHAPING DITCHES
- PIPE UNDERDRAINS, TYPE 1, 6"
- LATERALS - PIPE UNDERDRAINS, TYPE 1, 6" SPECIAL
- PERIMETER EROSION BARRIER
- CONCRETE HEADWALL SPECIAL

NOTE: STRUCTURE NUMBER OF CULVERTS TO BE VERIFIED IN THE FIELD PRIOR TO COMMENCING THE CULVERT IMPROVEMENT WORK

MODEL: I64CI - Plan 3 (Sheet)
FILE NAME: D876M95_sht_dfm_ero_lsp.dgn

55 W Van Buren St, Ste 200
Chicago, IL 60605
TEL: 312.787.0707 FAX: 312.787.7322
WWW.DESCOTOINC.COM
Professional Engineering Design Firm No. 18403609-0002
Copyright © 2026

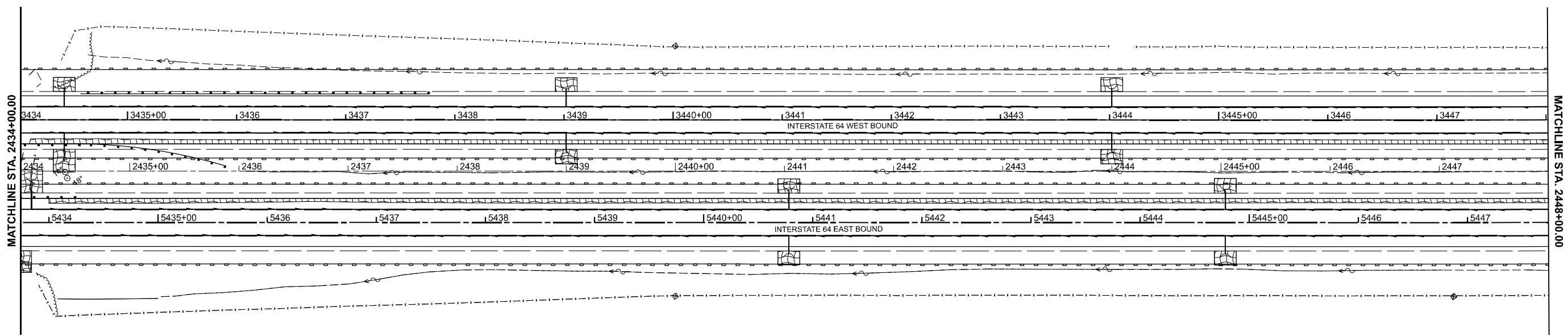
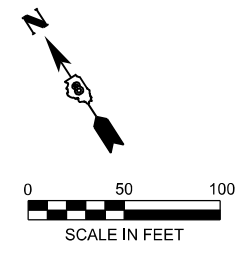
USER NAME = mgesior	DESIGNED - MEG	REVISED -
	DRAWN - MEG	REVISED -
	CHECKED - MTV	REVISED -
PLOT DATE = 5/6/2026	DATE - 5/6/2026	REVISED -

**STATE OF ILLINOIS
DEPARTMENT OF TRANSPORTATION**

DRAINAGE, LANDSCAPING AND EROSION CONTROL
I-64

SCALE: 1" = 50' SHEET 3 OF 39 SHEETS STA. TO STA.

F.A.I. RTE.	SECTION	COUNTY	TOTAL SHEETS	SHEET NO.
64	95-(3,4)RS-2	WASHINGTON	775	382
CONTRACT NO. 76M95				
ILLINOIS FED. AID PROJECT				



LEGEND

- SEEDING CLASS 2A
- NITROGEN FERTILIZER NUTRIENTS
- PHOSPHOROUS FERTILIZER NUTRIENTS
- POTASSIUM FERTILIZER NUTRIENTS
- EROSION CONTROL BLANKET
- GRADING AND SHAPING DITCHES
- PIPE UNDERDRAINS, TYPE 1, 6"
- LATERALS - PIPE UNDERDRAINS, TYPE 1, 6" SPECIAL
- PERIMETER EROSION BARRIER
- CONCRETE HEADWALL SPECIAL

NOTE: STRUCTURE NUMBER OF CULVERTS TO BE VERIFIED IN THE FIELD PRIOR TO COMMENCING THE CULVERT IMPROVEMENT WORK

MODEL: I64CI - Plan 4 (Sheet)
FILE NAME: D876M95_sht_dfm_ero_lsp.dgn

d
55 W Van Buren St, Ste 200
Chicago, IL 60605
TEL: 312.787.0707 FAX: 312.787.7322
www.descotoinc.com
Professional Engineering Design Firm No. 18403609-0002
Copyright © 2026

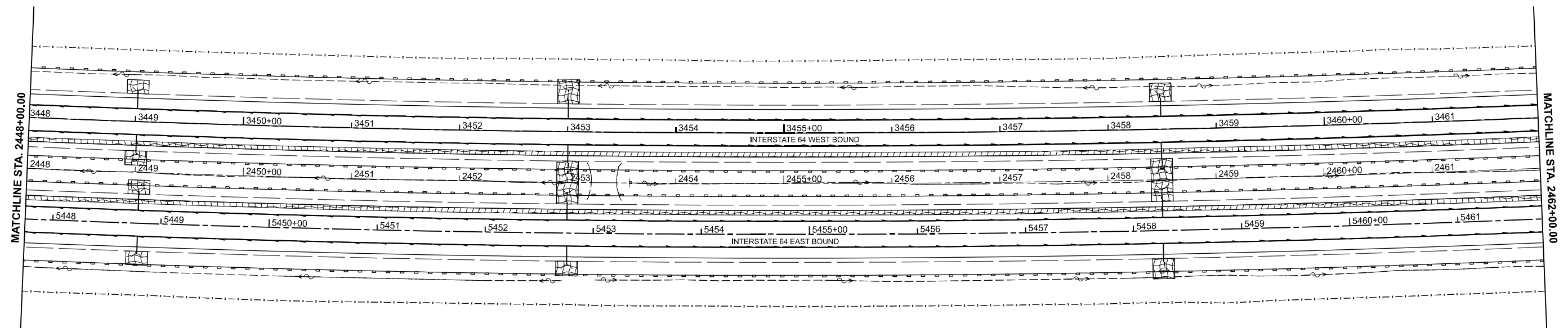
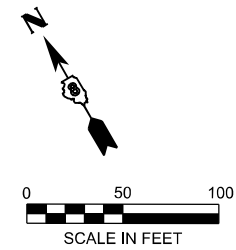
USER NAME = mgesior	DESIGNED - MEG	REVISED -
	DRAWN - MEG	REVISED -
	CHECKED - MTV	REVISED -
PLOT DATE = 5/6/2026	DATE - 5/6/2026	REVISED -

**STATE OF ILLINOIS
DEPARTMENT OF TRANSPORTATION**

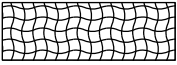
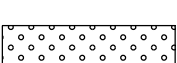
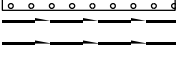

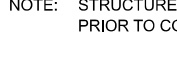





**DRAINAGE, LANDSCAPING AND EROSION CONTROL
I-64**

F.A.I. RTE.	SECTION	COUNTY	TOTAL SHEETS	SHEET NO.
64	95-(3,4)RS-2	WASHINGTON	775	383
CONTRACT NO. 76M95				
ILLINOIS FED. AID PROJECT				

SCALE: 1" = 50' SHEET 4 OF 39 SHEETS STA. TO STA.



LEGEND

-  SEEDING CLASS 2A
-  NITROGEN FERTILIZER NUTRIENTS
-  PHOSPHOROUS FERTILIZER NUTRIENTS
-  POTASSIUM FERTILIZER NUTRIENTS
-  EROSION CONTROL BLANKET
-  GRADING AND SHAPING DITCHES
-  PIPE UNDERDRAINS, TYPE 1, 6"
-  LATERALS - PIPE UNDERDRAINS, TYPE 1, 6" SPECIAL
-  PERIMETER EROSION BARRIER
-  CONCRETE HEADWALL SPECIAL

NOTE: STRUCTURE NUMBER OF CULVERTS TO BE VERIFIED IN THE FIELD PRIOR TO COMMENCING THE CULVERT IMPROVEMENT WORK

MODEL: I64CI - Plan 5 (Sheet)
FILE NAME: D876M95_sht_05m_ero_lsp.dgn



55 W Van Buren St, Ste 200
Chicago, IL 60605
TEL: 312.787.0707 FAX: 312.787.7322
WWW.DESCO.COM
Professional Engineering Design Firm No. 18403609-0002
Copyright © 2026

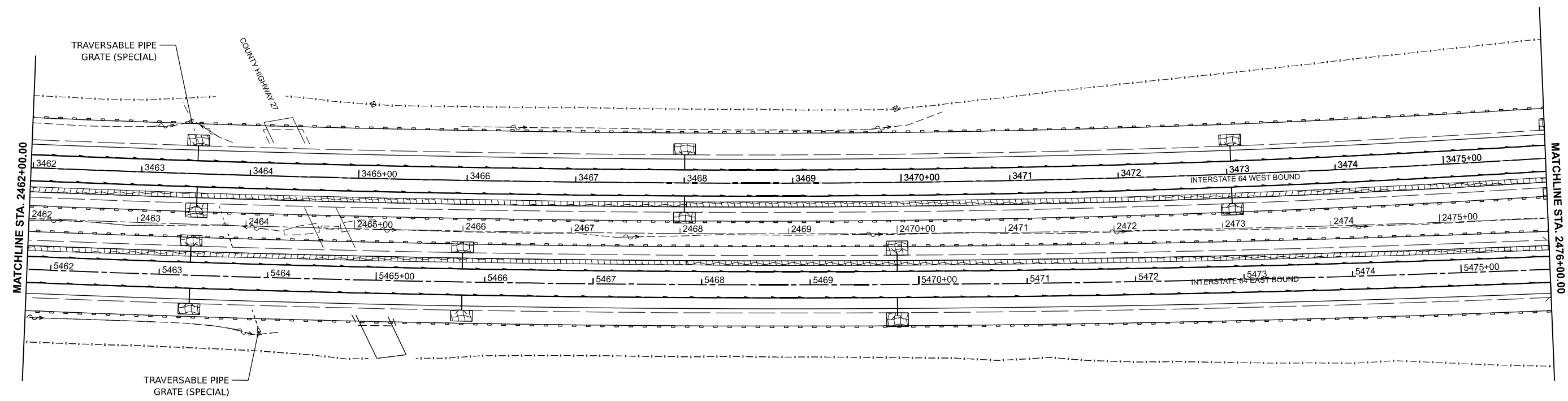
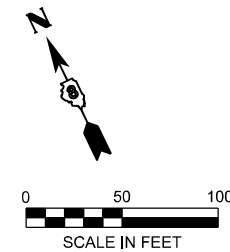
USER NAME = mgesior	DESIGNED - MEG	REVISED -
	DRAWN - MEG	REVISED -
	CHECKED - MTV	REVISED -
PLOT DATE = 5/6/2026	DATE - 5/6/2026	REVISED -

**STATE OF ILLINOIS
DEPARTMENT OF TRANSPORTATION**

DRAINAGE, LANDSCAPING AND EROSION CONTROL
I-64

SCALE: 1" = 50' SHEET 5 OF 39 SHEETS STA. TO STA.

F.A.I. RTE.	SECTION	COUNTY	TOTAL SHEETS	SHEET NO.
64	95-(3,4)RS-2	WASHINGTON	775	384
CONTRACT NO. 76M95				
ILLINOIS FED. AID PROJECT				



LEGEND

- SEEDING CLASS 2A
- NITROGEN FERTILIZER NUTRIENTS
- PHOSPHOROUS FERTILIZER NUTRIENTS
- POTASSIUM FERTILIZER NUTRIENTS
- EROSION CONTROL BLANKET
- GRADING AND SHAPING DITCHES
- PIPE UNDERDRAINS, TYPE 1, 6"
- LATERALS - PIPE UNDERDRAINS, TYPE 1, 6" SPECIAL
- PERIMETER EROSION BARRIER
- CONCRETE HEADWALL SPECIAL

NOTE: STRUCTURE NUMBER OF CULVERTS TO BE VERIFIED IN THE FIELD PRIOR TO COMMENCING THE CULVERT IMPROVEMENT WORK

MODEL: I64CL - Plan 6 (Sheet)
FILE NAME: D876M95_sht_dfm_ero_lsp.dgn

d
55 W Van Buren St, Ste 200
Chicago, IL 60605
TEL: 312.787.0707 FAX: 312.787.7322
WWW.DESCOTOINC.COM
Professional Engineering Design Firm No. 18403609-0002
d'Escoto, Inc. Copyright © 2026

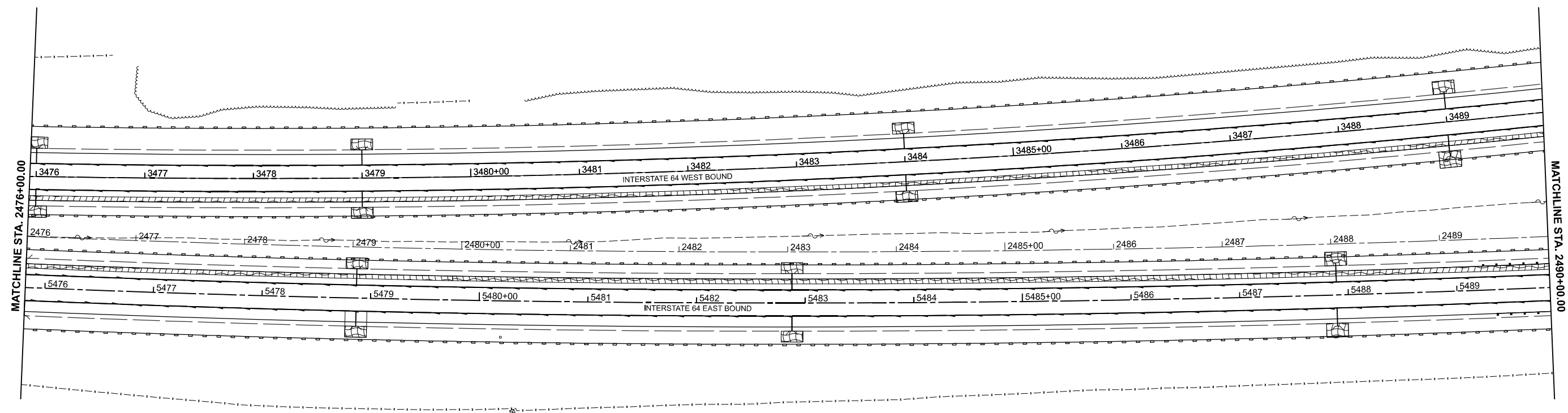
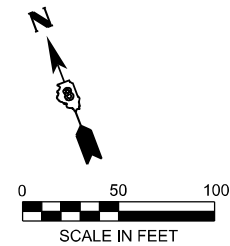
USER NAME = mgesior	DESIGNED - MEG	REVISED -
	DRAWN - MEG	REVISED -
	CHECKED - MTV	REVISED -
PLOT DATE = 5/6/2026	DATE - 5/6/2026	REVISED -

**STATE OF ILLINOIS
DEPARTMENT OF TRANSPORTATION**

DRAINAGE, LANDSCAPING AND EROSION CONTROL
I-64

SCALE: 1" = 50' SHEET 6 OF 39 SHEETS STA. TO STA.

F.A.I. RTE.	SECTION	COUNTY	TOTAL SHEETS	SHEET NO.
64	95-(3,4)RS-2	WASHINGTON	775	385
CONTRACT NO. 76M95				
ILLINOIS FED. AID PROJECT				



LEGEND

- SEEDING CLASS 2A
- NITROGEN FERTILIZER NUTRIENTS
- PHOSPHOROUS FERTILIZER NUTRIENTS
- POTASSIUM FERTILIZER NUTRIENTS
- EROSION CONTROL BLANKET
- GRADING AND SHAPING DITCHES
- PIPE UNDERDRAINS, TYPE 1, 6"
- LATERALS - PIPE UNDERDRAINS, TYPE 1, 6" SPECIAL
- PERIMETER EROSION BARRIER
- CONCRETE HEADWALL SPECIAL

NOTE: STRUCTURE NUMBER OF CULVERTS TO BE VERIFIED IN THE FIELD PRIOR TO COMMENCING THE CULVERT IMPROVEMENT WORK

MODEL: I64CL - Plan 7 (Sheet)
FILE NAME: D876M95_sht_dfm_ero_lsp.dgn

dEscoto, Inc.
55 W Van Buren St, Ste 200
Chicago, IL 60605
TEL: 312.787.0707 FAX: 312.787.7322
WWW.ESCOTOINC.COM
A Professional Engineering Design Firm No. 18403609-0002
Copyright © 2026

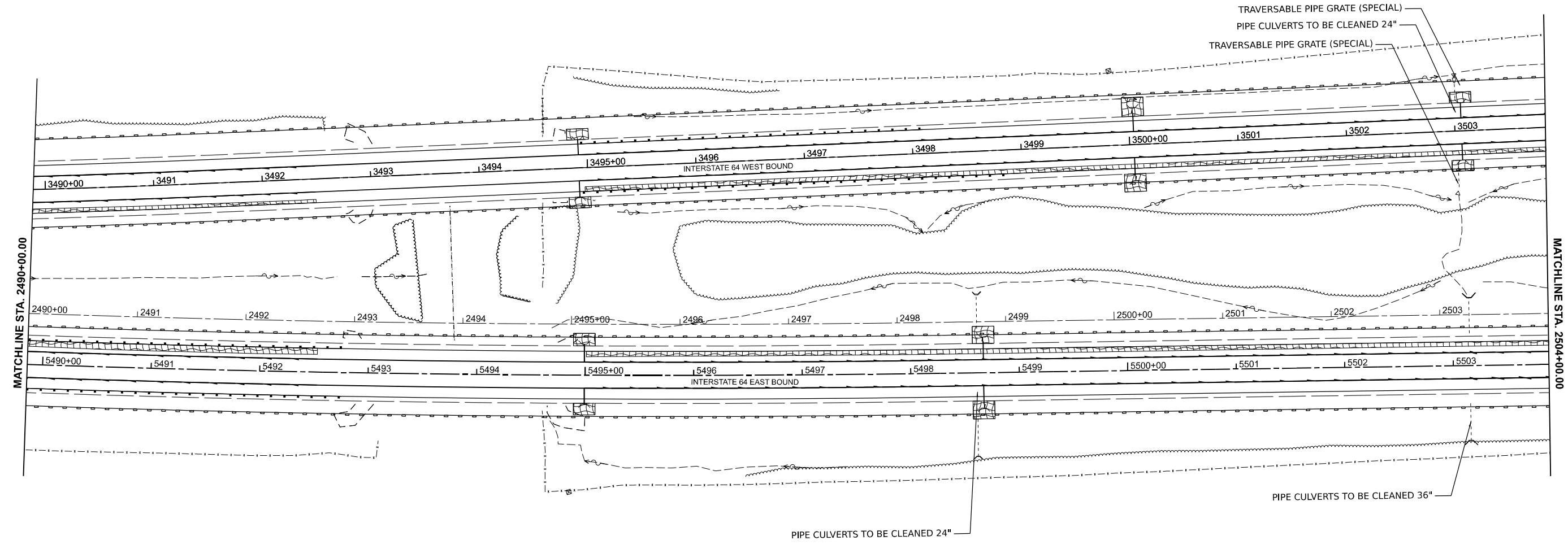
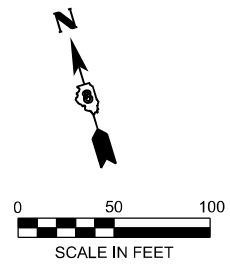
USER NAME = mgesior	DESIGNED - MEG	REVISED -
	DRAWN - MEG	REVISED -
	CHECKED - MTV	REVISED -
PLOT DATE = 5/6/2026	DATE - 5/6/2026	REVISED -

**STATE OF ILLINOIS
DEPARTMENT OF TRANSPORTATION**

**DRAINAGE, LANDSCAPING AND EROSION CONTROL
I-64**

SCALE: 1" = 50' SHEET 7 OF 39 SHEETS STA. TO STA.

F.A.I. RTE.	SECTION	COUNTY	TOTAL SHEETS	SHEET NO.
64	95-(3,4)RS-2	WASHINGTON	775	386
CONTRACT NO. 76M95				
ILLINOIS FED. AID PROJECT				



LEGEND

- SEEDING CLASS 2A
- NITROGEN FERTILIZER NUTRIENTS
- PHOSPHOROUS FERTILIZER NUTRIENTS
- POTASSIUM FERTILIZER NUTRIENTS
- EROSION CONTROL BLANKET
- GRADING AND SHAPING DITCHES
- PIPE UNDERDRAINS, TYPE 1, 6"
- LATERALS - PIPE UNDERDRAINS, TYPE 1, 6" SPECIAL
- PERIMETER EROSION BARRIER
- CONCRETE HEADWALL SPECIAL

NOTE: STRUCTURE NUMBER OF CULVERTS TO BE VERIFIED IN THE FIELD PRIOR TO COMMENCING THE CULVERT IMPROVEMENT WORK

MODEL: I64CL - Plan 8 (Sheet)
FILE NAME: D876M95_sht_8fm_ero_lsp.dgn

d
55 W Van Buren St, Ste 200
Chicago, IL 60605
TEL: 312.787.0707 FAX: 312.787.7322
WWW.DESCOTOINC.COM
A Professional Engineering Design Firm No. 18403609-0002
Copyright © 2026

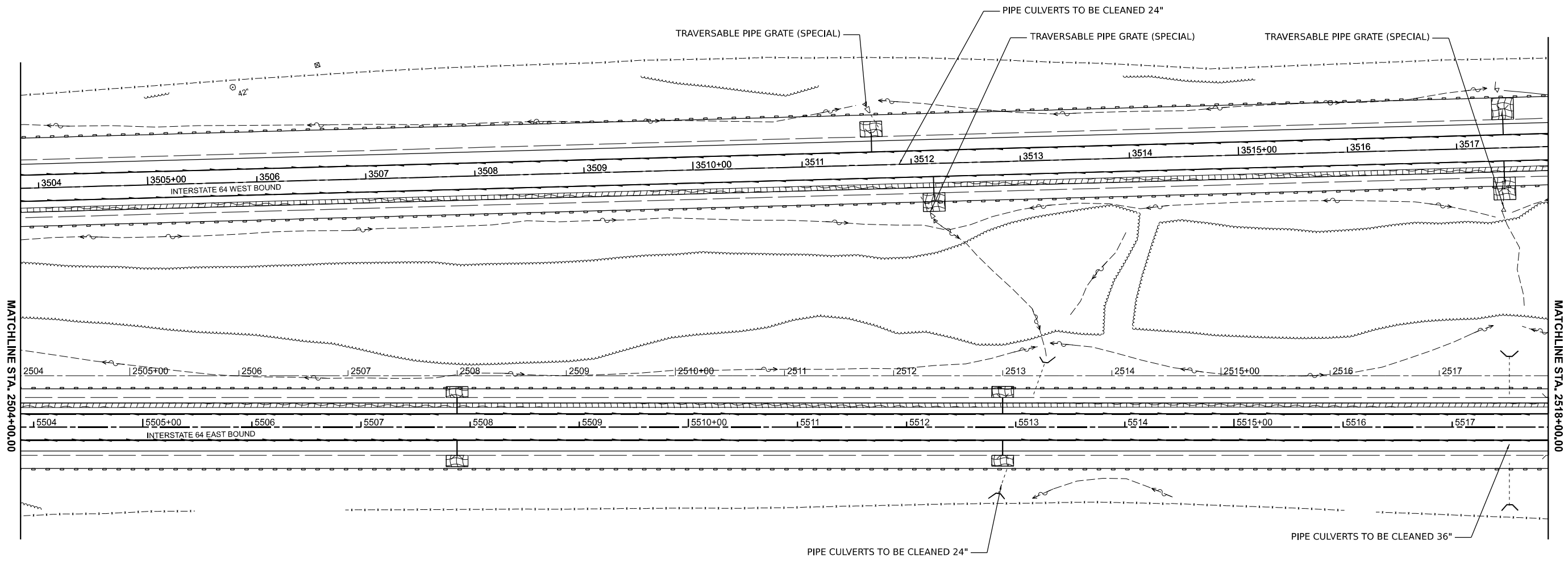
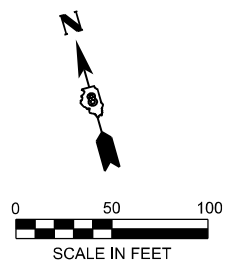
USER NAME = mgesior	DESIGNED - MEG	REVISED -
	DRAWN - MEG	REVISED -
	CHECKED - MTV	REVISED -
PLOT DATE = 5/6/2026	DATE - 5/6/2026	REVISED -

**STATE OF ILLINOIS
DEPARTMENT OF TRANSPORTATION**

**DRAINAGE, LANDSCAPING AND EROSION CONTROL
I-64**

SCALE: 1" = 50' SHEET 8 OF 39 SHEETS STA. TO STA.

F.A.I. RTE.	SECTION	COUNTY	TOTAL SHEETS	SHEET NO.
64	95-(3,4)RS-2	WASHINGTON	775	387
CONTRACT NO. 76M95				
ILLINOIS FED. AID PROJECT				



MATCHLINE STA. 2504+00.00

MATCHLINE STA. 2518+00.00

LEGEND

- SEEDING CLASS 2A
- NITROGEN FERTILIZER NUTRIENTS
- PHOSPHOROUS FERTILIZER NUTRIENTS
- POTASSIUM FERTILIZER NUTRIENTS
- EROSION CONTROL BLANKET
- GRADING AND SHAPING DITCHES
- PIPE UNDERDRAINS, TYPE 1, 6"
- LATERALS - PIPE UNDERDRAINS, TYPE 1, 6" SPECIAL
- PERIMETER EROSION BARRIER
- CONCRETE HEADWALL SPECIAL

NOTE: STRUCTURE NUMBER OF CULVERTS TO BE VERIFIED IN THE FIELD PRIOR TO COMMENCING THE CULVERT IMPROVEMENT WORK

MODEL: I64CI - Plan 9 (Sheet)
FILE NAME: D876M95_sht_dfm_ero_lsp.dgn

d
55 W Van Buren St, Ste 200
Chicago, IL 60605
TEL: 312.787.0707 FAX: 312.787.7322
www.descotoinc.com
Professional Engineering Design Firm No. 18403609-0002
Copyright © 2026

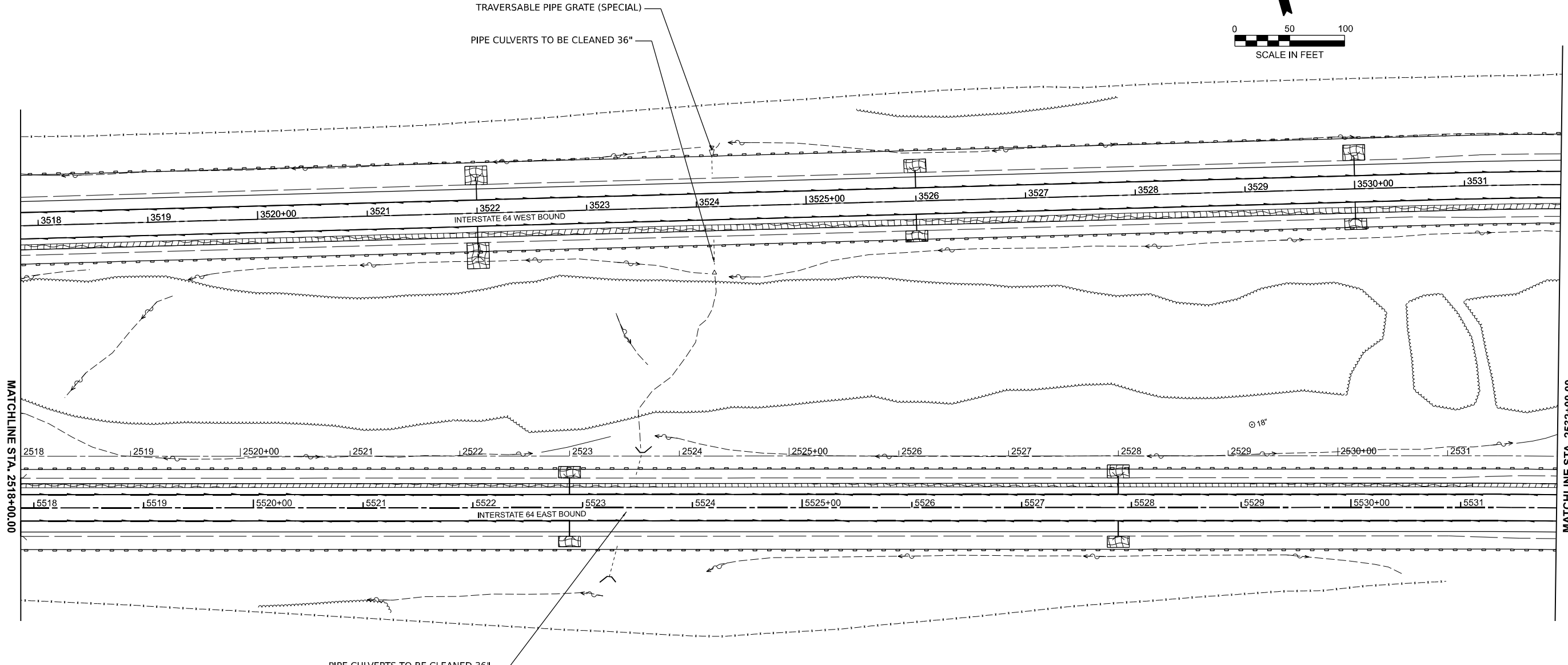
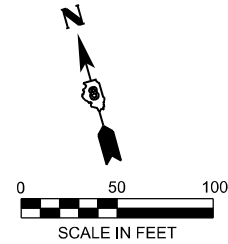
USER NAME = mgesior	DESIGNED - MEG	REVISED -
	DRAWN - MEG	REVISED -
	CHECKED - MTV	REVISED -
PLOT DATE = 5/6/2026	DATE - 5/6/2026	REVISED -

**STATE OF ILLINOIS
DEPARTMENT OF TRANSPORTATION**

**DRAINAGE, LANDSCAPING AND EROSION CONTROL
I-64**

F.A.I. RTE.	SECTION	COUNTY	TOTAL SHEETS	SHEET NO.
64	95-(3,4)RS-2	WASHINGTON	775	388
CONTRACT NO. 76M95				
ILLINOIS FED. AID PROJECT				

SCALE: 1" = 50' SHEET 9 OF 39 SHEETS STA. TO STA.



LEGEND

- SEEDING CLASS 2A
- NITROGEN FERTILIZER NUTRIENTS
- PHOSPHOROUS FERTILIZER NUTRIENTS
- POTASSIUM FERTILIZER NUTRIENTS
- EROSION CONTROL BLANKET
- GRADING AND SHAPING DITCHES
- PIPE UNDERDRAINS, TYPE 1, 6"
- LATERALS - PIPE UNDERDRAINS, TYPE 1, 6" SPECIAL
- PERIMETER EROSION BARRIER
- CONCRETE HEADWALL SPECIAL

NOTE: STRUCTURE NUMBER OF CULVERTS TO BE VERIFIED IN THE FIELD PRIOR TO COMMENCING THE CULVERT IMPROVEMENT WORK

MODEL: I64CL - Plan 10 (Sheet)
FILE NAME: D876M95_sht_drm_ero_lsp.dgn

d
55 W Van Buren St, Ste 200
Chicago, IL 60605
TEL: 312.787.0707 FAX: 312.787.7322
WWW.DESCOTOINC.COM
Professional Engineering Design Firm No. 18403609-0002
Copyright © 2026

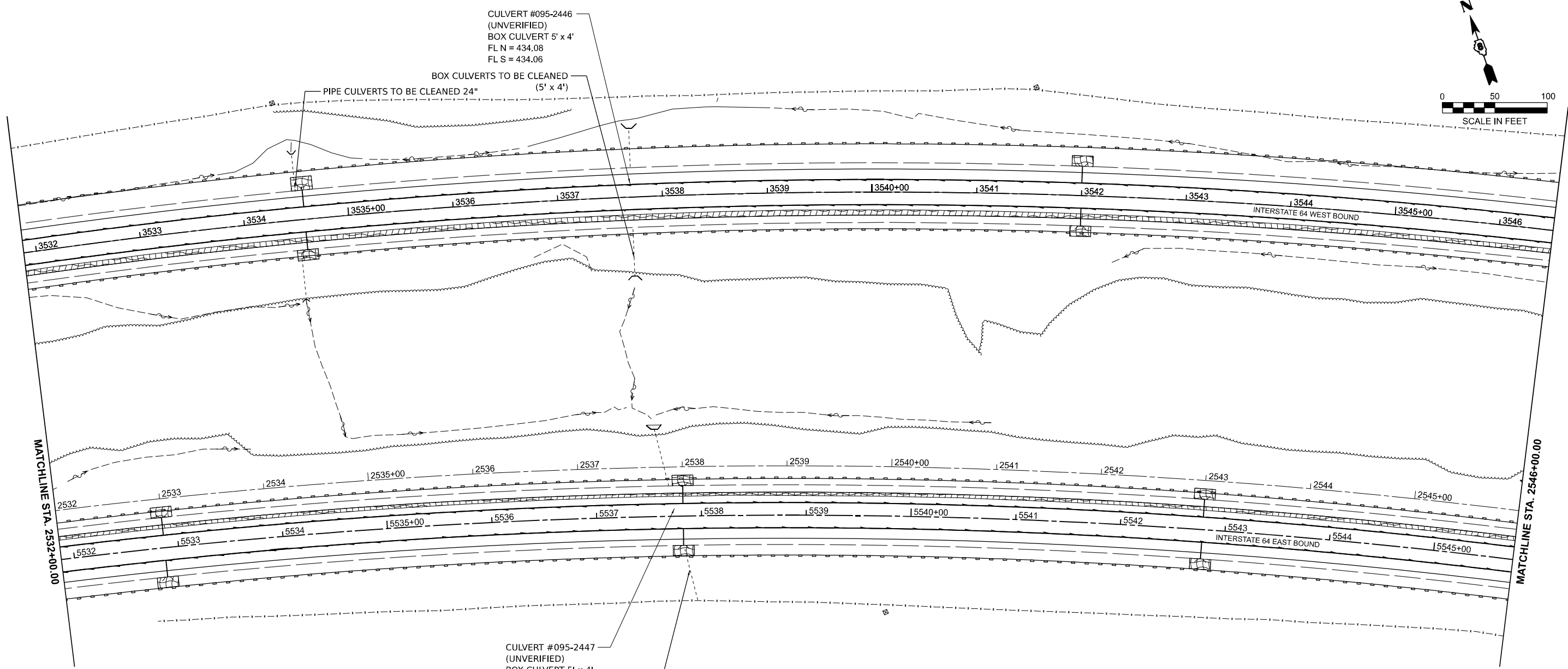
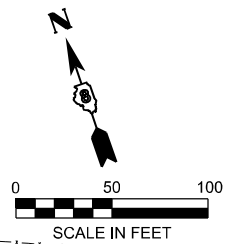
USER NAME = mgesior	DESIGNED - MEG	REVISED -
	DRAWN - MEG	REVISED -
	CHECKED - MTV	REVISED -
PLOT DATE = 5/6/2026	DATE - 5/6/2026	REVISED -

**STATE OF ILLINOIS
DEPARTMENT OF TRANSPORTATION**

DRAINAGE, LANDSCAPING AND EROSION CONTROL
I-64

SCALE: 1" = 50' SHEET 10 OF 39 SHEETS STA. TO STA.

F.A.I. RTE.	SECTION	COUNTY	TOTAL SHEETS	SHEET NO.
64	95-(3,4)RS-2	WASHINGTON	775	389
CONTRACT NO. 76M95				
ILLINOIS FED. AID PROJECT				



LEGEND

- SEEDING CLASS 2A
- NITROGEN FERTILIZER NUTRIENTS
- PHOSPHOROUS FERTILIZER NUTRIENTS
- POTASSIUM FERTILIZER NUTRIENTS
- EROSION CONTROL BLANKET
- GRADING AND SHAPING DITCHES
- PIPE UNDERDRAINS, TYPE 1, 6"
- LATERALS - PIPE UNDERDRAINS, TYPE 1, 6" SPECIAL
- PERIMETER EROSION BARRIER
- CONCRETE HEADWALL SPECIAL

NOTE: STRUCTURE NUMBER OF CULVERTS TO BE VERIFIED IN THE FIELD PRIOR TO COMMENCING THE CULVERT IMPROVEMENT WORK

MODEL: I64CL - Plan 11 [Sheet]
FILE NAME: D876M95_sht_drm_ero_lsp.dgn

d
55 W Van Buren St, Ste 200
Chicago, IL 60605
TEL: 312.787.0707 FAX: 312.787.7322
WWW.DESCOTOINC.COM
Professional Engineering Design Firm No. 18403609-0002
Copyright © 2026

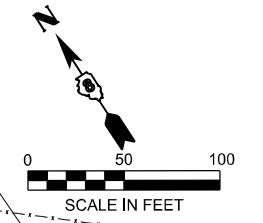
USER NAME = mgesior	DESIGNED - MEG	REVISED -
	DRAWN - MEG	REVISED -
	CHECKED - MTV	REVISED -
PLOT DATE = 5/6/2026	DATE - 5/6/2026	REVISED -

**STATE OF ILLINOIS
DEPARTMENT OF TRANSPORTATION**

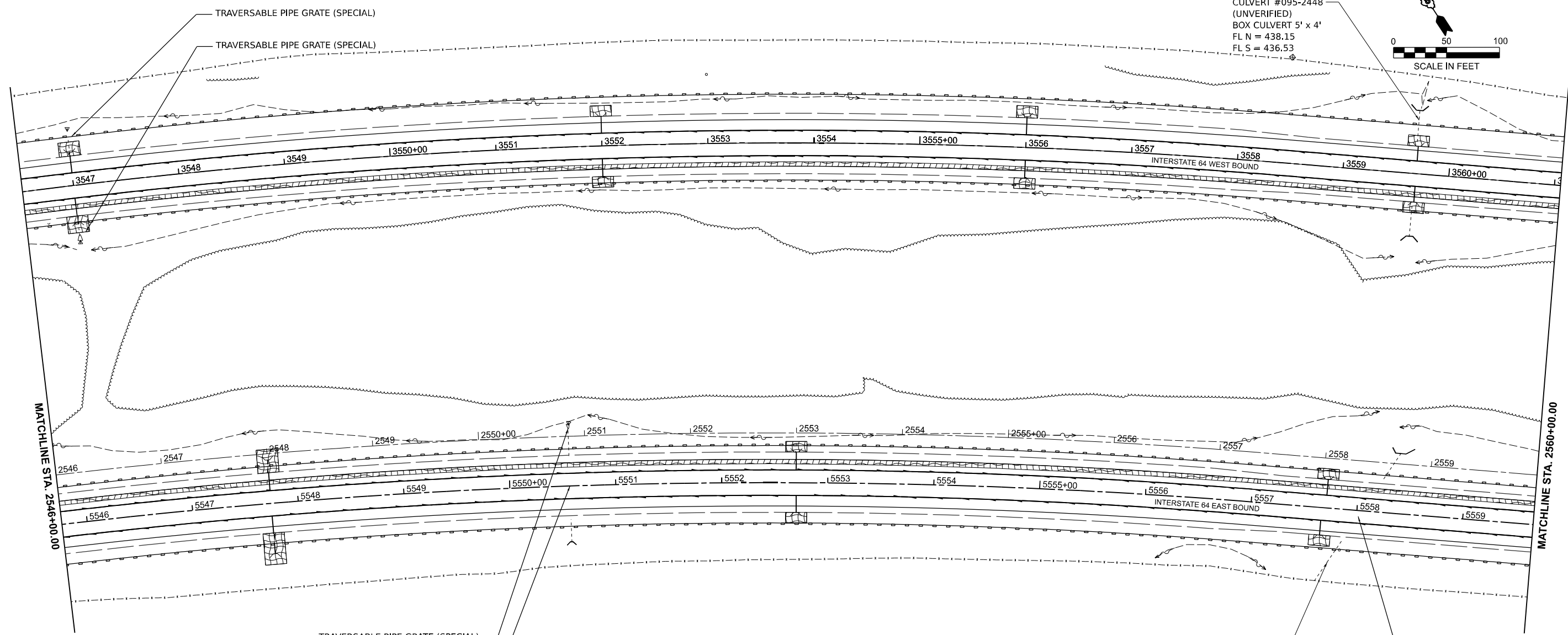
DRAINAGE, LANDSCAPING AND EROSION CONTROL
I-64

SCALE: 1" = 50' SHEET 11 OF 39 SHEETS STA. TO STA.

F.A.I. RTE.	SECTION	COUNTY	TOTAL SHEETS	SHEET NO.
64	95-(3,4)RS-2	WASHINGTON	775	390
CONTRACT NO. 76M95			ILLINOIS FED. AID PROJECT	



CULVERT #095-2448
(UNVERIFIED)
BOX CULVERT 5' x 4'
FL N = 438.15
FL S = 436.53



TRAVERSABLE PIPE GRATE (SPECIAL)
PIPE CULVERTS TO BE CLEANED 24"

CULVERT #095-XXXX
(UNVERIFIED)
BOX CULVERT 5' x 4'
FL N = 436.02
FL S = 435.58

BOX CULVERTS
TO BE CLEANED
(5' x 4')

LEGEND

- SEEDING CLASS 2A
- NITROGEN FERTILIZER NUTRIENTS
- PHOSPHOROUS FERTILIZER NUTRIENTS
- POTASSIUM FERTILIZER NUTRIENTS
- EROSION CONTROL BLANKET
- GRADING AND SHAPING DITCHES
- PIPE UNDERDRAINS, TYPE 1, 6"
- LATERALS - PIPE UNDERDRAINS, TYPE 1, 6" SPECIAL
- PERIMETER EROSION BARRIER
- CONCRETE HEADWALL SPECIAL

NOTE: STRUCTURE NUMBER OF CULVERTS TO BE VERIFIED IN THE FIELD PRIOR TO COMMENCING THE CULVERT IMPROVEMENT WORK

MODEL: I64CL - Plan 12 (Sheet)
FILE NAME: D876M95_sht_drm_ero_lsp.dgn

d
55 W Van Buren St, Ste 200
Chicago, IL 60605
TEL: 312.787.0707 FAX: 312.787.7322
WWW.DESCOTOINC.COM
Professional Engineering Design Firm No. 18403609-0002
Copyright © 2026

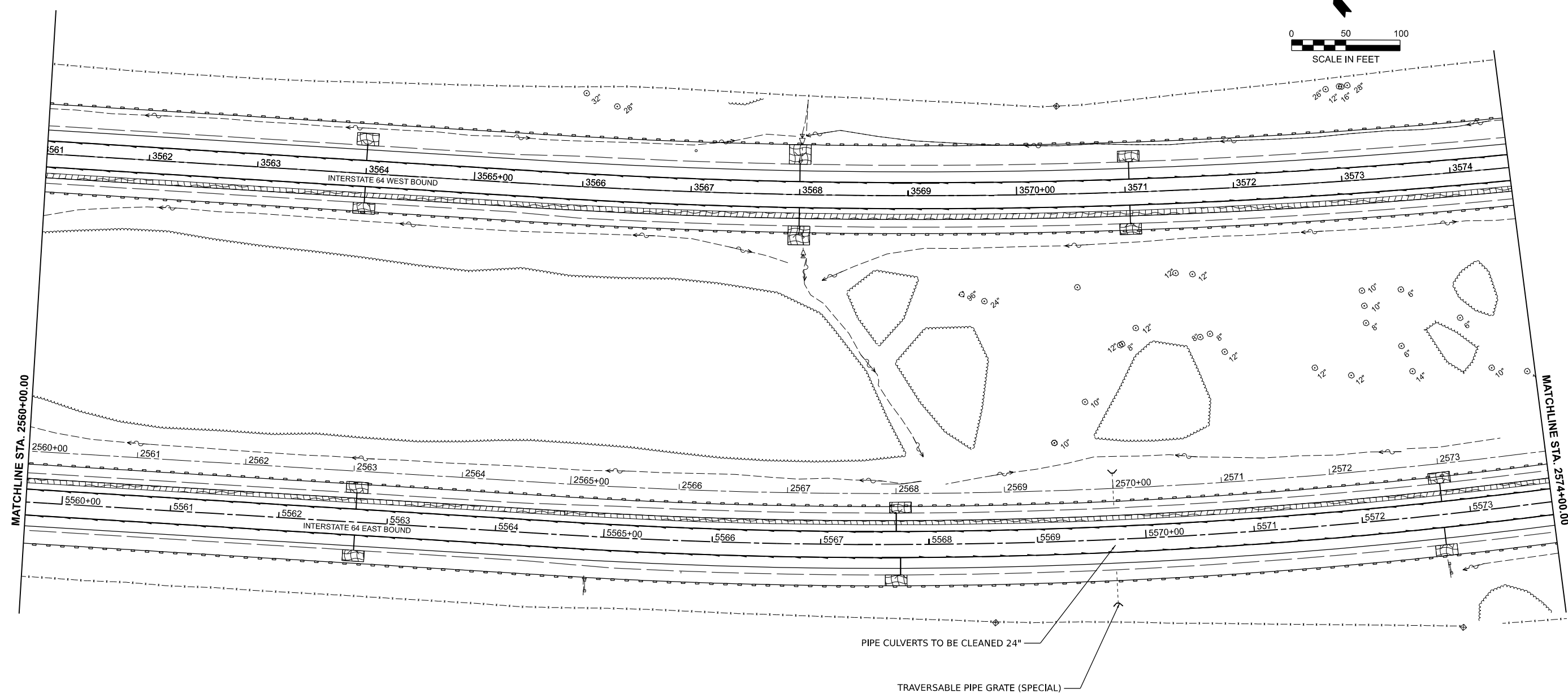
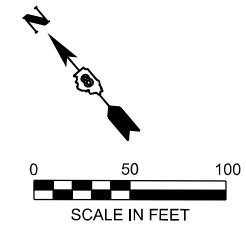
USER NAME = mgesior	DESIGNED - MEG	REVISED -
	DRAWN - MEG	REVISED -
	CHECKED - MTV	REVISED -
PLOT DATE = 5/6/2026	DATE - 5/6/2026	REVISED -

**STATE OF ILLINOIS
DEPARTMENT OF TRANSPORTATION**

**DRAINAGE, LANDSCAPING AND EROSION CONTROL
I-64**

SCALE: 1" = 50' SHEET 12 OF 39 SHEETS STA. TO STA.

F.A.I. RTE.	SECTION	COUNTY	TOTAL SHEETS	SHEET NO.
64	95-(3,4)RS-2	WASHINGTON	775	391
CONTRACT NO. 76M95				
ILLINOIS FED. AID PROJECT				



PIPE CULVERTS TO BE CLEANED 24"
 TRAVERSABLE PIPE GRATE (SPECIAL)

LEGEND

- SEEDING CLASS 2A
- NITROGEN FERTILIZER NUTRIENTS
- PHOSPHOROUS FERTILIZER NUTRIENTS
- POTASSIUM FERTILIZER NUTRIENTS
- EROSION CONTROL BLANKET
- ▨ GRADING AND SHAPING DITCHES
- ▬ PIPE UNDERDRAINS, TYPE 1, 6"
- ▬ LATERALS - PIPE UNDERDRAINS, TYPE 1, 6" SPECIAL
- ▬ PERIMETER EROSION BARRIER
- ▬ CONCRETE HEADWALL SPECIAL

NOTE: STRUCTURE NUMBER OF CULVERTS TO BE VERIFIED IN THE FIELD PRIOR TO COMMENCING THE CULVERT IMPROVEMENT WORK

MODEL: I64CL - Plan 13 (Sheet)
 FILE NAME: D876M95_sht_dfm_ero_lsp.dgn

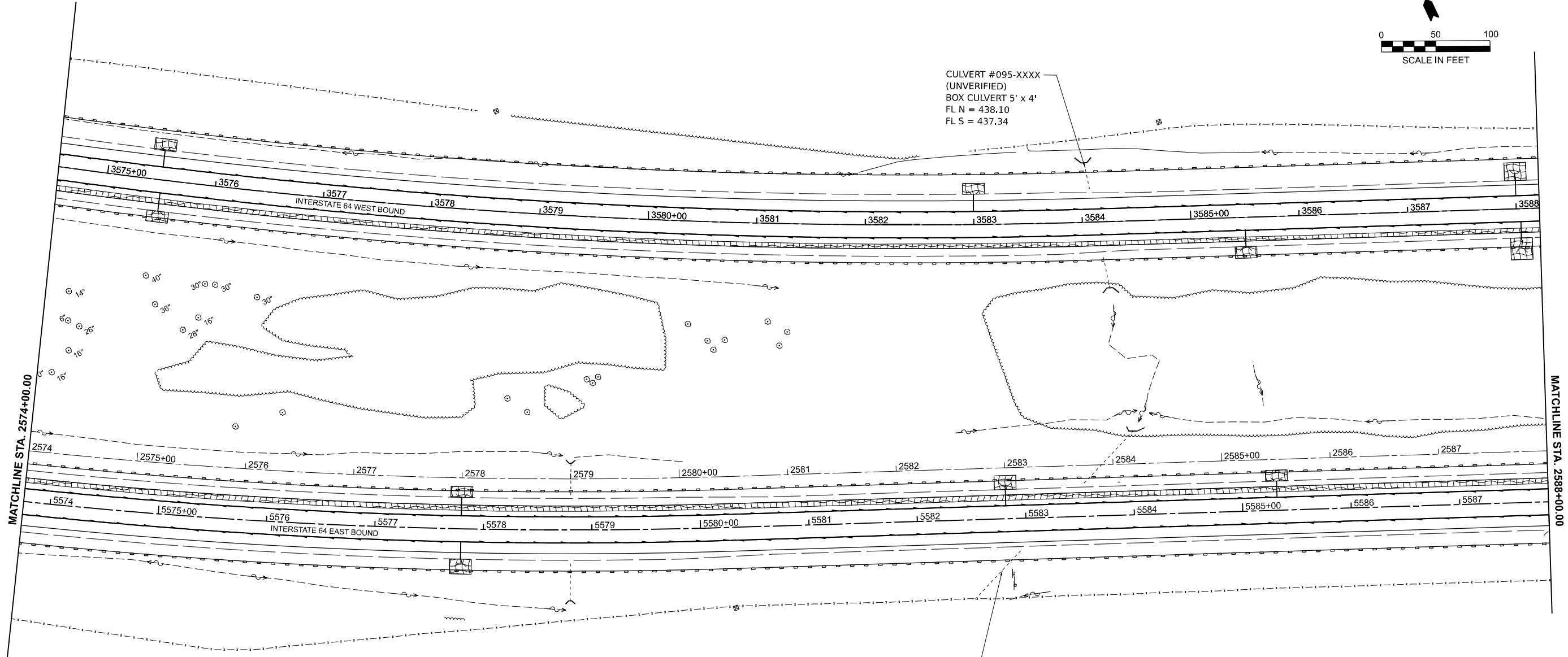
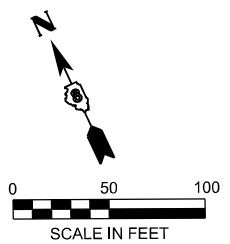

 55 W Van Buren St, Ste 200
 Chicago, IL 60605
 TEL: 312.787.0707 FAX: 312.787.7322
 WWW.ESCOOTOINC.COM
Professional Engineering Design Firm No. 18403609-0002
 Copyright © 2026

USER NAME = mgesior	DESIGNED - MEG	REVISED -
	DRAWN - MEG	REVISED -
	CHECKED - MTV	REVISED -
PLOT DATE = 5/6/2026	DATE - 5/6/2026	REVISED -

STATE OF ILLINOIS
DEPARTMENT OF TRANSPORTATION

DRAINAGE, LANDSCAPING AND EROSION CONTROL
I-64
 SCALE: 1" = 50' SHEET 13 OF 39 SHEETS STA. TO STA.

F.A.I. RTE.	SECTION	COUNTY	TOTAL SHEETS	SHEET NO.
64	95-(3,4)RS-2	WASHINGTON	775	392
CONTRACT NO. 76M95				
ILLINOIS FED. AID PROJECT				



CULVERT #095-XXXX
(UNVERIFIED)
BOX CULVERT 5' x 4'
FL N = 438.10
FL S = 437.34

CULVERT #095-2466
(UNVERIFIED)
BOX CULVERT 5' x 4'
FL N = 435.81
FL S = 434.43

LEGEND

- SEEDING CLASS 2A
- NITROGEN FERTILIZER NUTRIENTS
- PHOSPHOROUS FERTILIZER NUTRIENTS
- POTASSIUM FERTILIZER NUTRIENTS
- EROSION CONTROL BLANKET
- GRADING AND SHAPING DITCHES
- PIPE UNDERDRAINS, TYPE 1, 6"
- LATERALS - PIPE UNDERDRAINS, TYPE 1, 6" SPECIAL
- PERIMETER EROSION BARRIER
- CONCRETE HEADWALL SPECIAL

NOTE: STRUCTURE NUMBER OF CULVERTS TO BE VERIFIED IN THE FIELD PRIOR TO COMMENCING THE CULVERT IMPROVEMENT WORK

MODEL: I64CL - Plan 14 [Sheet]
FILE NAME: D876M95_sht_drm_ero_lsp.dgn

d
55 W Van Buren St, Ste 200
Chicago, IL 60605
TEL: 312.787.0707 FAX: 312.787.7322
WWW.DESCOTOINC.COM
Professional Engineering Design Firm No. 18403009-0002
Copyright © 2026

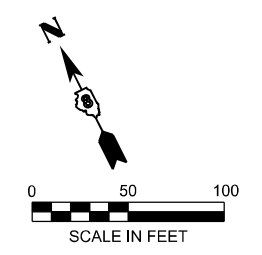
USER NAME = mgesior	DESIGNED - MEG	REVISED -
	DRAWN - MEG	REVISED -
	CHECKED - MTV	REVISED -
PLOT DATE = 5/6/2026	DATE - 5/6/2026	REVISED -

**STATE OF ILLINOIS
DEPARTMENT OF TRANSPORTATION**

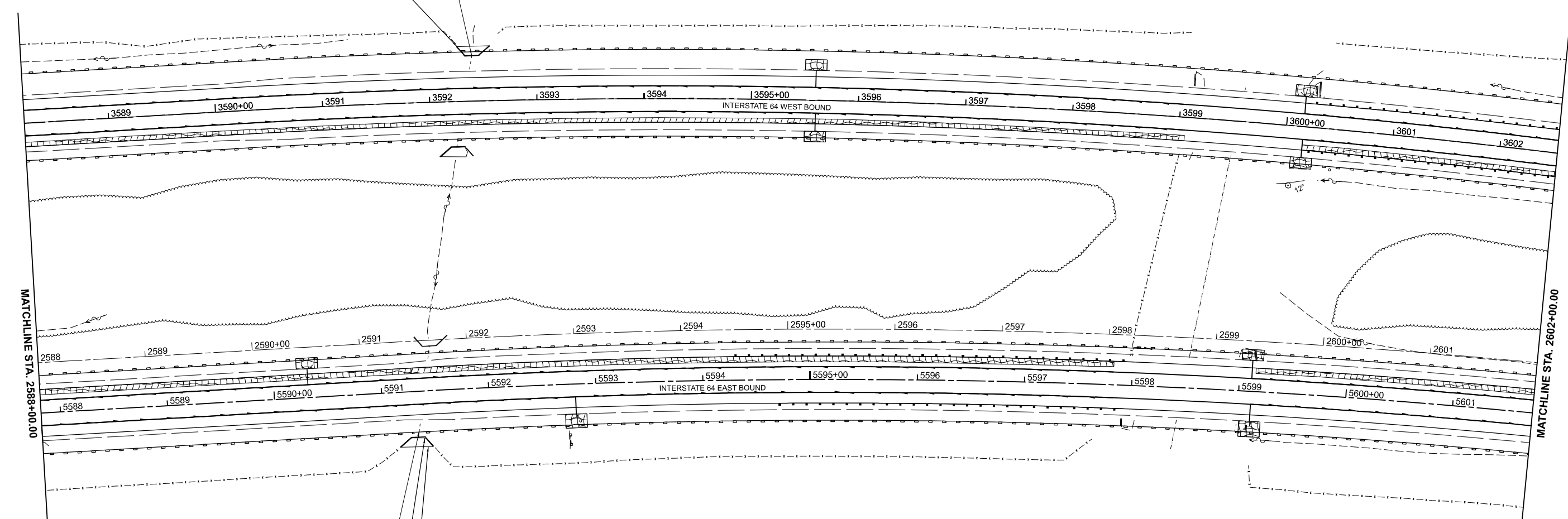
DRAINAGE, LANDSCAPING AND EROSION CONTROL
I-64

SCALE: 1" = 50' SHEET 14 OF 39 SHEETS STA. TO STA.

F.A.I. RTE.	SECTION	COUNTY	TOTAL SHEETS	SHEET NO.
64	95-(3,4)RS-2	WASHINGTON	775	393
CONTRACT NO. 76M95				
ILLINOIS FED. AID PROJECT				



CULVERT #095-2465
(UNVERIFIED)
BOX CULVERT 12' x 8'
FL N = 439.66
FL S = 439.34
TRAVERSABLE PIPE GRATE (SPECIAL)



CULVERT #095-2449
(UNVERIFIED)
BOX CULVERT 12' x 8'
FL N = 439.18
FL S = 438.93
BOX CULVERTS TO BE CLEANED
(12' x 8')
TRAVERSABLE PIPE GRATE (SPECIAL)

LEGEND

- SEEDING CLASS 2A
- NITROGEN FERTILIZER NUTRIENTS
- PHOSPHOROUS FERTILIZER NUTRIENTS
- POTASSIUM FERTILIZER NUTRIENTS
- EROSION CONTROL BLANKET
- GRADING AND SHAPING DITCHES
- PIPE UNDERDRAINS, TYPE 1, 6"
- LATERALS - PIPE UNDERDRAINS, TYPE 1, 6" SPECIAL
- PERIMETER EROSION BARRIER
- CONCRETE HEADWALL SPECIAL

NOTE: STRUCTURE NUMBER OF CULVERTS TO BE VERIFIED IN THE FIELD PRIOR TO COMMENCING THE CULVERT IMPROVEMENT WORK

MODEL: I64CL - Plan 15 (Sheet)
FILE NAME: D876M95_sht_drm_ero_lsp.dgn

d
55 W Van Buren St, Ste 200
Chicago, IL 60605
TEL: 312.787.0707 FAX: 312.787.7322
WWW.DESCOTOINC.COM
Professional Engineering Design Firm No. 18403609-0002
Copyright © 2026

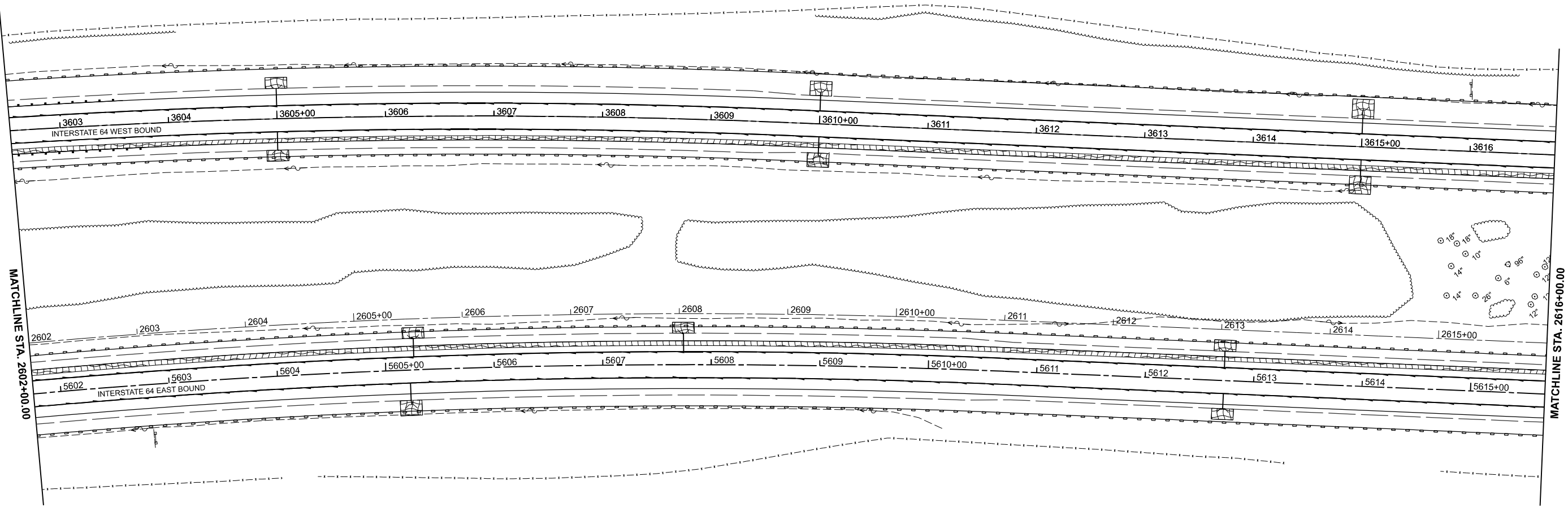
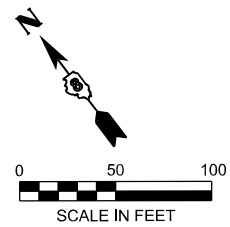
USER NAME = mgesior	DESIGNED - MEG	REVISED -
	DRAWN - MEG	REVISED -
	CHECKED - MTV	REVISED -
PLOT DATE = 5/6/2026	DATE - 5/6/2026	REVISED -

**STATE OF ILLINOIS
DEPARTMENT OF TRANSPORTATION**

DRAINAGE, LANDSCAPING AND EROSION CONTROL
I-64

SCALE: 1" = 50' SHEET 15 OF 39 SHEETS STA. TO STA.

F.A.I. RTE.	SECTION	COUNTY	TOTAL SHEETS	SHEET NO.
64	95-(3,4)RS-2	WASHINGTON	775	394
CONTRACT NO. 76M95				
ILLINOIS FED. AID PROJECT				



MATCHLINE STA. 2602+00.00

MATCHLINE STA. 2616+00.00

LEGEND

- SEEDING CLASS 2A
- NITROGEN FERTILIZER NUTRIENTS
- PHOSPHOROUS FERTILIZER NUTRIENTS
- POTASSIUM FERTILIZER NUTRIENTS
- EROSION CONTROL BLANKET
- GRADING AND SHAPING DITCHES
-
-
- PERIMETER EROSION BARRIER
- CONCRETE HEADWALL SPECIAL

NOTE: STRUCTURE NUMBER OF CULVERTS TO BE VERIFIED IN THE FIELD PRIOR TO COMMENCING THE CULVERT IMPROVEMENT WORK

MODEL: I64CL - Plan 16 (Sheet)
FILE NAME: D876M95_sht_drm_ero_lsp.dgn

d
55 W Van Buren St, Ste 200
Chicago, IL 60605
TEL: 312.787.0707 FAX: 312.787.7322
WWW.DESCOTOINC.COM
Professional Engineering Design Firm No. 18403609-0002
Copyright © 2026

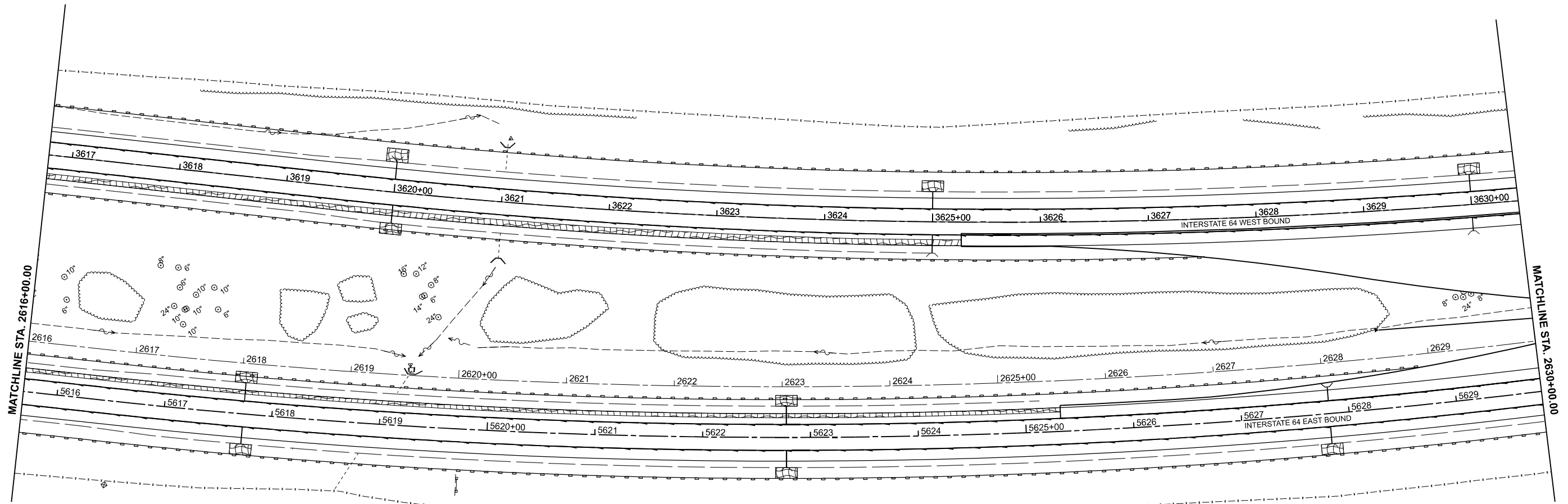
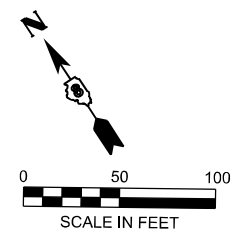
USER NAME = mgesior	DESIGNED - MEG	REVISED -
	DRAWN - MEG	REVISED -
	CHECKED - MTV	REVISED -
PLOT DATE = 5/6/2026	DATE - 5/6/2026	REVISED -

**STATE OF ILLINOIS
DEPARTMENT OF TRANSPORTATION**

**DRAINAGE, LANDSCAPING AND EROSION CONTROL
I-64**

SCALE: 1" = 50' SHEET 16 OF 39 SHEETS STA. TO STA.

F.A.I. RTE.	SECTION	COUNTY	TOTAL SHEETS	SHEET NO.
64	95-(3,4)RS-2	WASHINGTON	775	395
CONTRACT NO. 76M95				
ILLINOIS FED. AID PROJECT				



LEGEND

- SEEDING CLASS 2A
- NITROGEN FERTILIZER NUTRIENTS
- PHOSPHOROUS FERTILIZER NUTRIENTS
- POTASSIUM FERTILIZER NUTRIENTS
- EROSION CONTROL BLANKET
- GRADING AND SHAPING DITCHES
- PIPE UNDERDRAINS, TYPE 1, 6"
- LATERALS - PIPE UNDERDRAINS, TYPE 1, 6" SPECIAL
- PERIMETER EROSION BARRIER
- CONCRETE HEADWALL SPECIAL

NOTE: STRUCTURE NUMBER OF CULVERTS TO BE VERIFIED IN THE FIELD PRIOR TO COMMENCING THE CULVERT IMPROVEMENT WORK

MODEL: I64CL - Plan 17 (Sheet)
FILE NAME: D876M95_sht_drm_ero_lsp.dgn

d
55 W Van Buren St, Ste 200
Chicago, IL 60605
TEL: 312.787.0707 FAX: 312.787.7322
WWW.DESCOTOINC.COM
Professional Engineering Design Firm No. 18403609-0002
Copyright © 2026
d'Escoto, Inc.

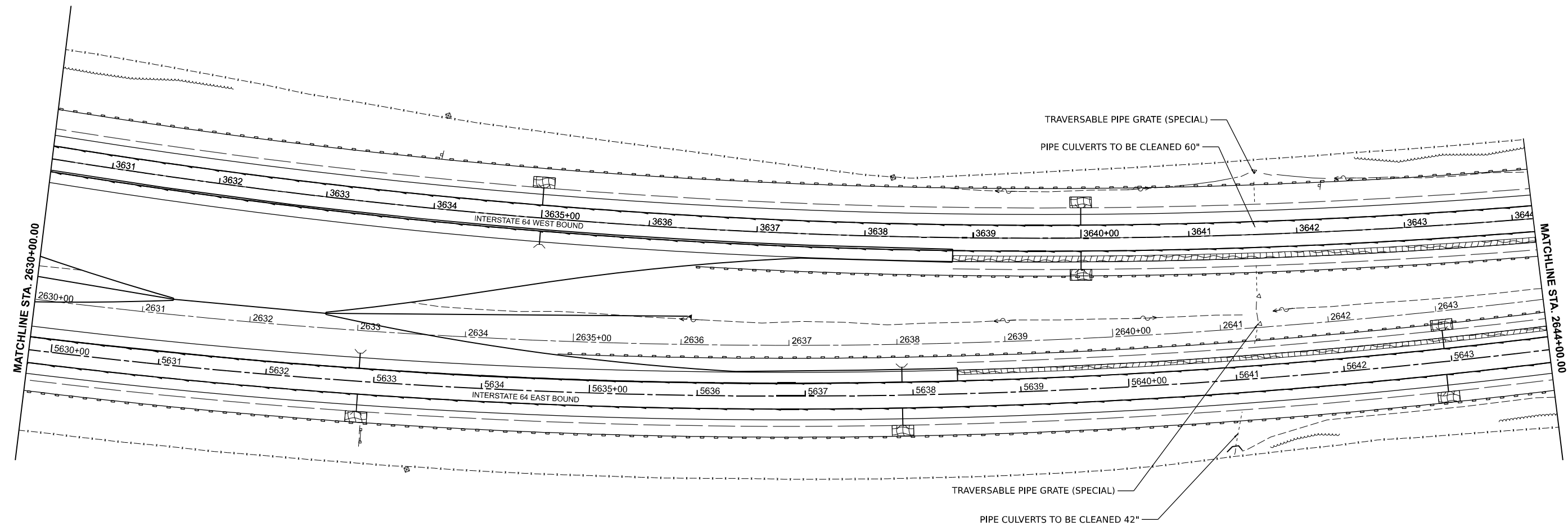
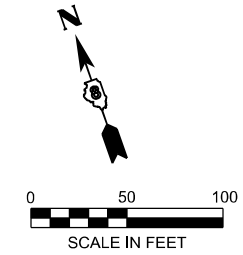
USER NAME = mgesior	DESIGNED - MEG	REVISED -
	DRAWN - MEG	REVISED -
	CHECKED - MTV	REVISED -
PLOT DATE = 5/6/2026	DATE - 5/6/2026	REVISED -

**STATE OF ILLINOIS
DEPARTMENT OF TRANSPORTATION**

**DRAINAGE, LANDSCAPING AND EROSION CONTROL
I-64**

SCALE: 1" = 50' SHEET 17 OF 39 SHEETS STA. TO STA.

F.A.I. RTE.	SECTION	COUNTY	TOTAL SHEETS	SHEET NO.
64	95-(3,4)RS-2	WASHINGTON	775	396
			CONTRACT NO. 76M95	
ILLINOIS FED. AID PROJECT				



LEGEND

- SEEDING CLASS 2A
- NITROGEN FERTILIZER NUTRIENTS
- PHOSPHOROUS FERTILIZER NUTRIENTS
- POTASSIUM FERTILIZER NUTRIENTS
- EROSION CONTROL BLANKET
- GRADING AND SHAPING DITCHES
- PIPE UNDERDRAINS, TYPE 1, 6"
- LATERALS - PIPE UNDERDRAINS, TYPE 1, 6" SPECIAL
- PERIMETER EROSION BARRIER
- CONCRETE HEADWALL SPECIAL

NOTE: STRUCTURE NUMBER OF CULVERTS TO BE VERIFIED IN THE FIELD PRIOR TO COMMENCING THE CULVERT IMPROVEMENT WORK

MODEL: I64CL - Plan 18 (Sheet)
FILE NAME: D876M95_sht_drm_ero_lsp.dgn

d
55 W Van Buren St, Ste 200
Chicago, IL 60605
TEL: 312.787.0707 FAX: 312.787.7322
WWW.DESCOTOINC.COM
A Professional Engineering Design Firm No. 18403609-0002
d'Escoto, Inc. Copyright © 2026

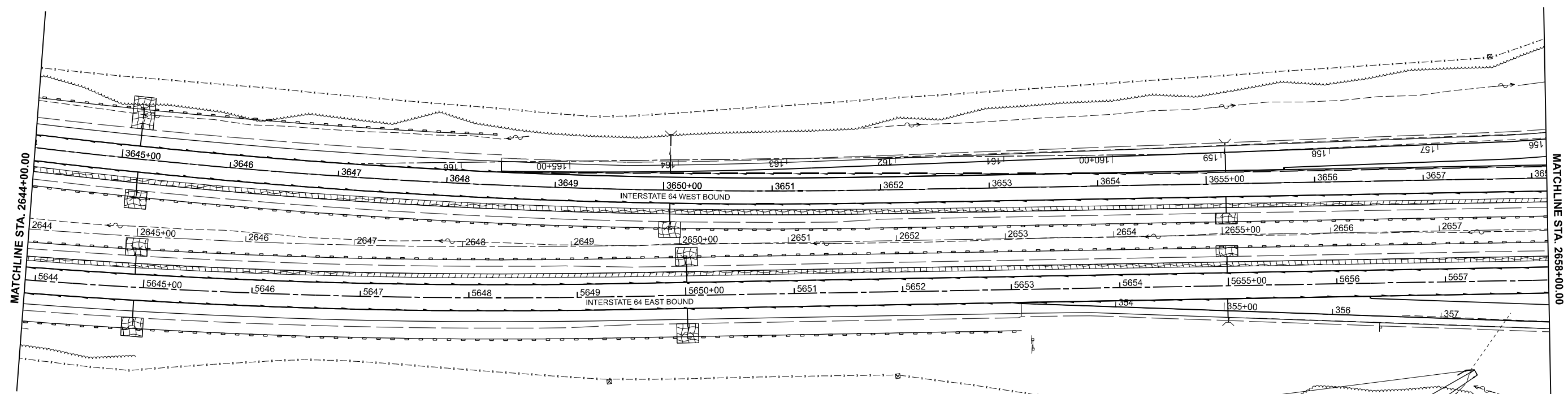
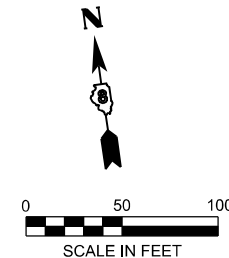
USER NAME = mgesior	DESIGNED - MEG	REVISED -
	DRAWN - MEG	REVISED -
	CHECKED - MTV	REVISED -
PLOT DATE = 5/6/2026	DATE - 5/6/2026	REVISED -

**STATE OF ILLINOIS
DEPARTMENT OF TRANSPORTATION**

**DRAINAGE, LANDSCAPING AND EROSION CONTROL
I-64**

F.A.I. RTE.	SECTION	COUNTY	TOTAL SHEETS	SHEET NO.
64	95-(3,4)RS-2	WASHINGTON	775	397
CONTRACT NO. 76M95				
ILLINOIS FED. AID PROJECT				

SCALE: 1" = 50' SHEET 18 OF 39 SHEETS STA. TO STA.



CULVERT #095-2450
(UNVERIFIED)
BOX CULVERT 7' x 4'
FL N = 447.71
FL S = 448.40

- CONTROLLED LOW-STRENGTH MATERIAL
(FILL VOIDS IN SLOPEWALL)
- BOX CULVERTS TO BE CLEANED
(7' x 4')
- STONE RIPRAP CLASS A-4

LEGEND

- SEEDING CLASS 2A
- NITROGEN FERTILIZER NUTRIENTS
- PHOSPHOROUS FERTILIZER NUTRIENTS
- POTASSIUM FERTILIZER NUTRIENTS
- EROSION CONTROL BLANKET
- GRADING AND SHAPING DITCHES
- PIPE UNDERDRAINS, TYPE 1, 6"
- LATERALS - PIPE UNDERDRAINS, TYPE 1, 6" SPECIAL
- PERIMETER EROSION BARRIER
- CONCRETE HEADWALL SPECIAL

NOTE: STRUCTURE NUMBER OF CULVERTS TO BE VERIFIED IN THE FIELD PRIOR TO COMMENCING THE CULVERT IMPROVEMENT WORK

MODEL: I64CL - Plan 19 (Sheet)
FILE NAME: D876M95_sht_dfm_ero_lsp.dgn

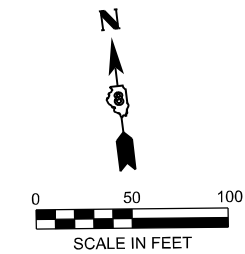
USER NAME = mgesior	DESIGNED - MEG	REVISED -
	DRAWN - MEG	REVISED -
	CHECKED - MTV	REVISED -
PLOT DATE = 5/6/2026	DATE - 5/6/2026	REVISED -

**STATE OF ILLINOIS
DEPARTMENT OF TRANSPORTATION**

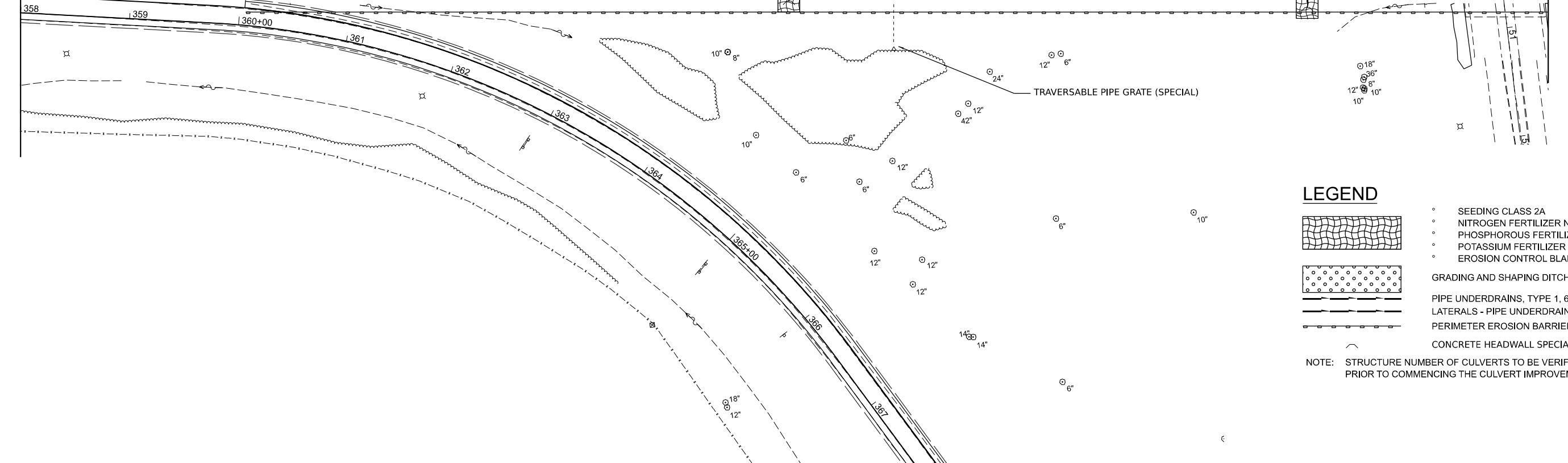
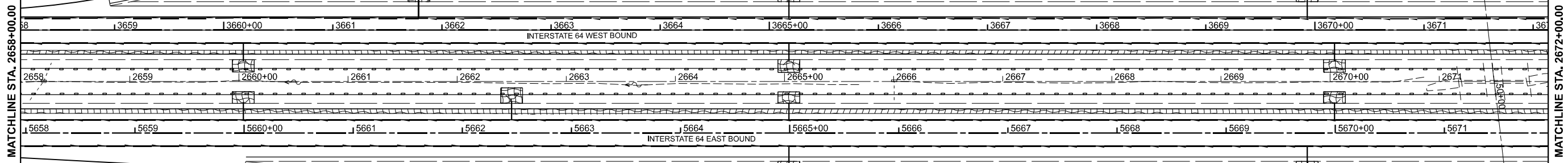
**DRAINAGE, LANDSCAPING AND EROSION CONTROL
I-64**

SCALE: 1" = 50' SHEET 19 OF 39 SHEETS STA. TO STA.

F.A.I. RTE.	SECTION	COUNTY	TOTAL SHEETS	SHEET NO.
64	95-(3,4)RS-2	WASHINGTON	775	398
CONTRACT NO. 76M95				
ILLINOIS FED. AID PROJECT				



STONE RIPRAP CLASS A-4
 BOX CULVERTS TO BE CLEANED
 (7' x 4')



LEGEND

- SEEDING CLASS 2A
- NITROGEN FERTILIZER NUTRIENTS
- PHOSPHOROUS FERTILIZER NUTRIENTS
- POTASSIUM FERTILIZER NUTRIENTS
- EROSION CONTROL BLANKET
- ▭ GRADING AND SHAPING DITCHES
- ▭ PIPE UNDERDRAINS, TYPE 1, 6"
- ▭ LATERALS - PIPE UNDERDRAINS, TYPE 1, 6" SPECIAL
- ▭ PERIMETER EROSION BARRIER
- ▭ CONCRETE HEADWALL SPECIAL

NOTE: STRUCTURE NUMBER OF CULVERTS TO BE VERIFIED IN THE FIELD PRIOR TO COMMENCING THE CULVERT IMPROVEMENT WORK

MODEL: I64CL - Plan 210 (Sheet)
 FILE NAME: D876M95_sht_drm_ero_lsp.dgn

d
 55 W Van Buren St, Ste 200
 Chicago, IL 60605
 TEL: 312.787.0707 FAX: 312.787.7322
 WWW.DESCOTONIC.COM
 A Professional Engineering Design Firm No. 18403609-0002
 Copyright © 2026

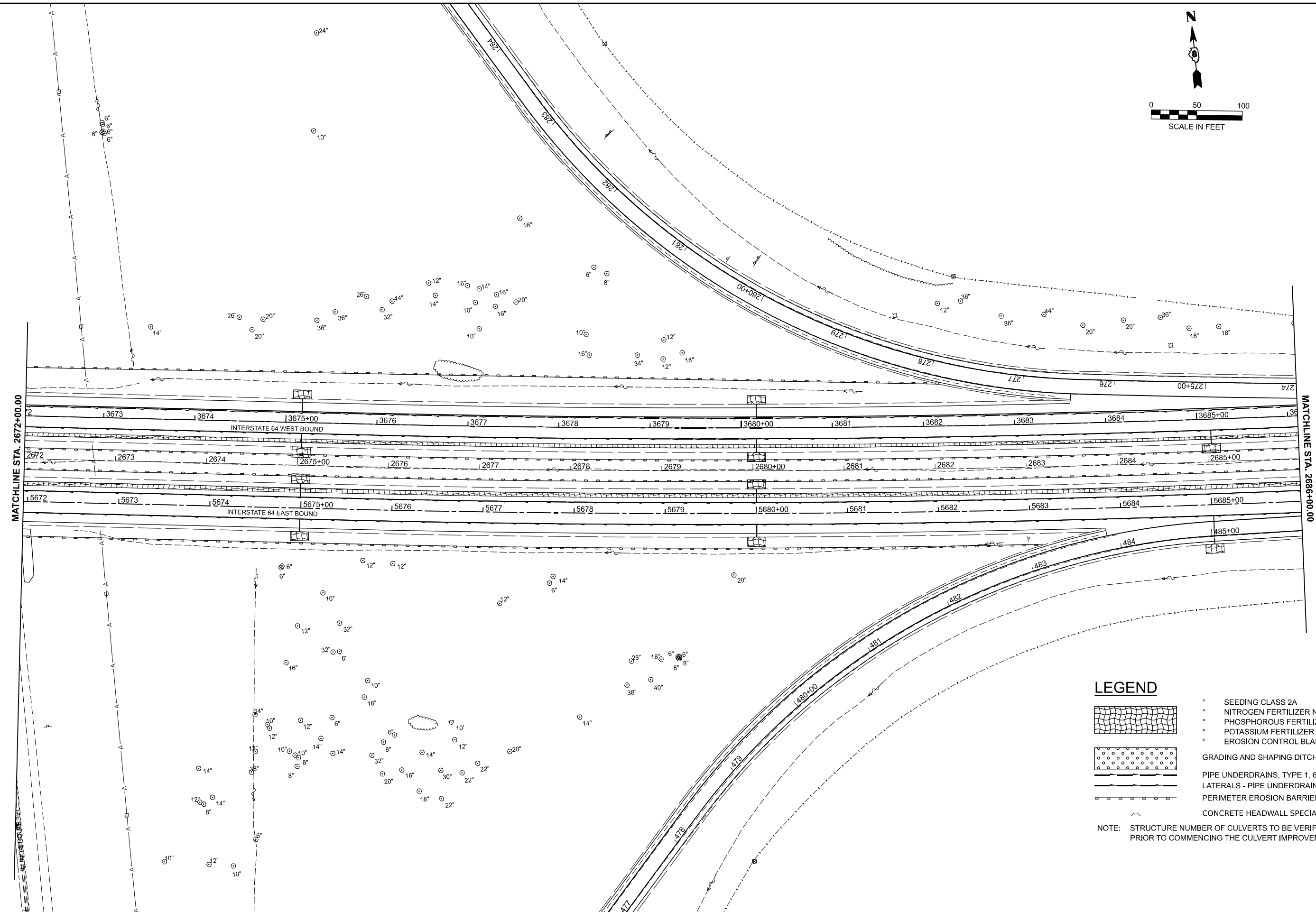
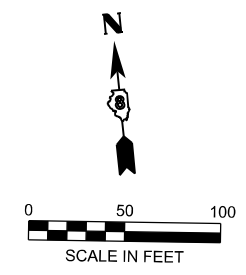
USER NAME = mgesior	DESIGNED - MEG	REVISED -
	DRAWN - MEG	REVISED -
	CHECKED - MTV	REVISED -
PLOT DATE = 5/6/2026	DATE - 5/6/2026	REVISED -

**STATE OF ILLINOIS
 DEPARTMENT OF TRANSPORTATION**

**DRAINAGE, LANDSCAPING AND EROSION CONTROL
 I-64**

SCALE: 1" = 50' SHEET 20 OF 39 SHEETS STA. TO STA.

F.A.I. RTE.	SECTION	COUNTY	TOTAL SHEETS	SHEET NO.
64	95-(3,4)RS-2	WASHINGTON	775	399
CONTRACT NO. 76M95				
ILLINOIS FED. AID PROJECT				



LEGEND

- SEEDING CLASS 2A
- NITROGEN FERTILIZER NUTRIENTS
- PHOSPHOROUS FERTILIZER NUTRIENTS
- POTASSIUM FERTILIZER NUTRIENTS
- EROSION CONTROL BLANKET
- GRADING AND SHAPING DITCHES
- PIPE UNDERDRAINS, TYPE 1, 6"
- LATERALS - PIPE UNDERDRAINS, TYPE 1, 6" SPECIAL
- PERIMETER EROSION BARRIER
- CONCRETE HEADWALL SPECIAL

NOTE: STRUCTURE NUMBER OF CULVERTS TO BE VERIFIED IN THE FIELD PRIOR TO COMMENCING THE CULVERT IMPROVEMENT WORK

MODEL: I64CL - Plan 21 [Sheet]
FILE NAME: D876M95_sht_drm_ero_lsp.dgn

d
55 W Van Buren St, Ste 200
Chicago, IL 60605
TEL: 312.787.0707 FAX: 312.787.7322
www.descotonic.com
Professional Engineering Design Firm No. 18403809-0002
Copyright © 2026

USER NAME = mgesior	DESIGNED - MEG	REVISED -
	DRAWN - MEG	REVISED -
	CHECKED - MTV	REVISED -
PLOT DATE = 5/6/2026	DATE - 5/6/2026	REVISED -

**STATE OF ILLINOIS
DEPARTMENT OF TRANSPORTATION**

DRAINAGE, LANDSCAPING AND EROSION CONTROL
I-64

SCALE: 1" = 50' SHEET 21 OF 39 SHEETS STA. TO STA.

F.A.I. RTE.	SECTION	COUNTY	TOTAL SHEETS	SHEET NO.
64	95-(3,4)RS-2	WASHINGTON	775	400
CONTRACT NO. 76M95				
ILLINOIS FED. AID PROJECT				