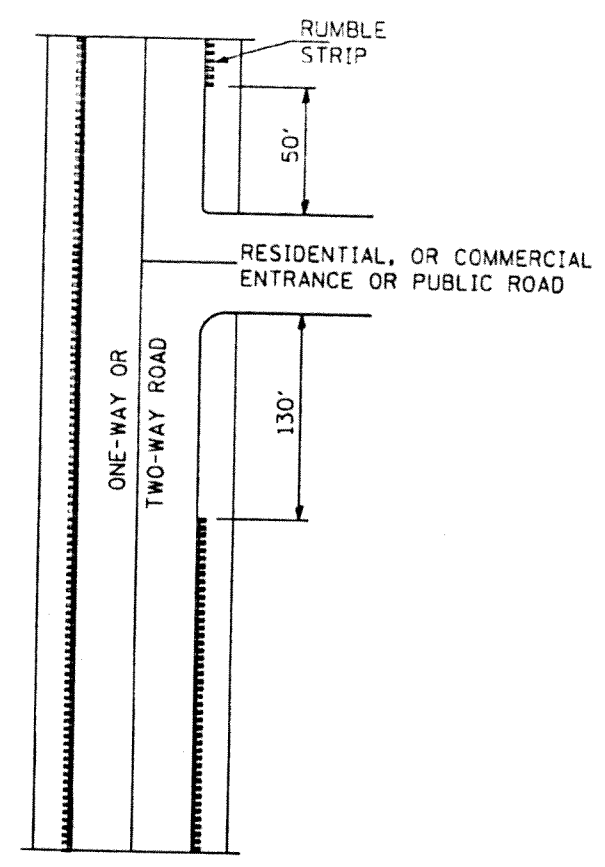
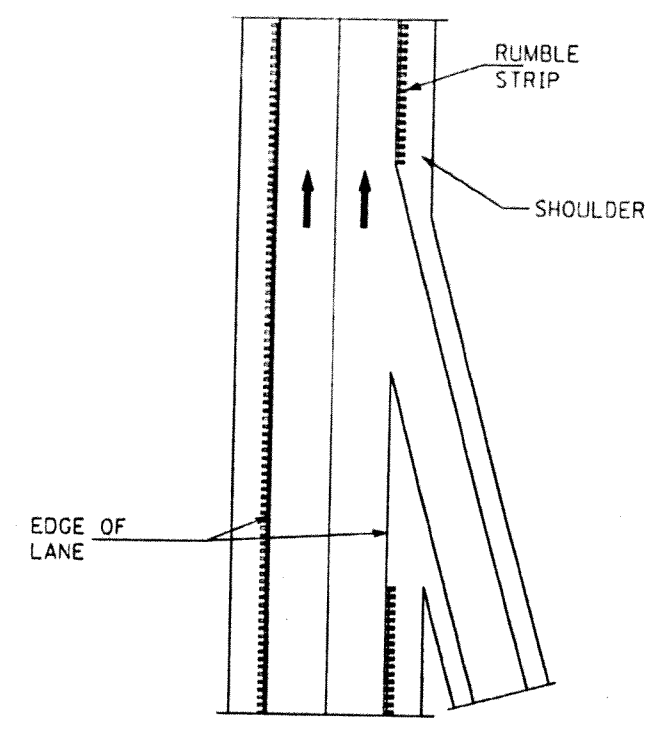


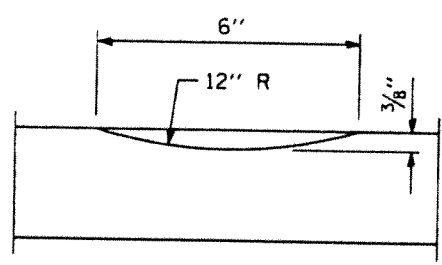
RUMBLE STRIPE EXPRESSWAY DIVIDED



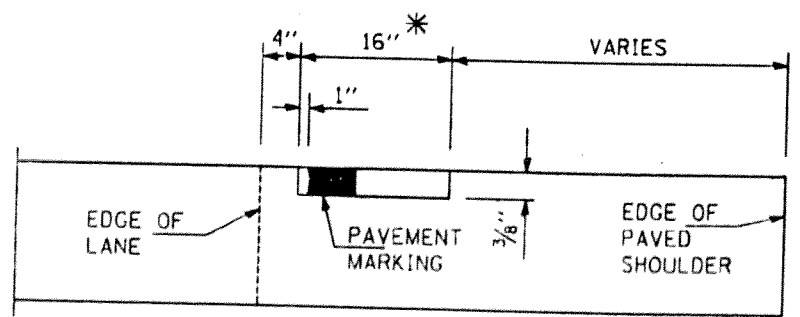
RUMBLE STRIPE INTERSECTIONS



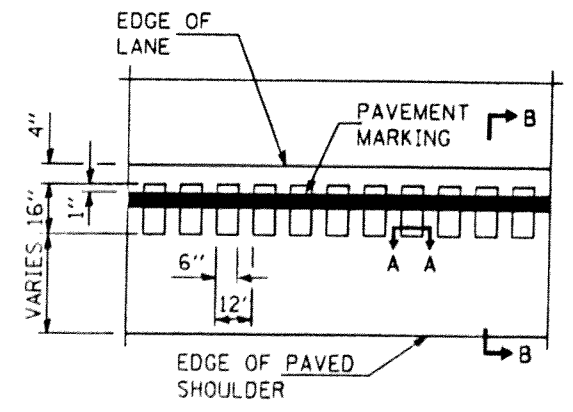
RUMBLE STRIPE ACCELERATION OR DECELERATION LANE



SECTION A-A



SECTION B-B



PLAN FOR RUMBLE STRIPE

GENERAL NOTES

ON PORTLAND CEMENT CONCRETE SHOULDERS, NO SHOULDER RUMBLE STRIPE SHALL BE LOCATED CLOSER THAN 150 mm (6") TO A TRANSVERSE JOINT.

OMIT SHOULDER RUMBLE STRIP ACROSS STRUCTURES.

SHOULDER RUMBLE STRIPES TO BE PAID FOR AS SHOULDER RUMBLE STRIP AND THERMOPLASTIC PAVEMENT MARKING - LINE 4"

* 8" WIDE RUMBLE STRIPES TO BE INSTALLED AT LOCATIONS ADJACENT TO GUARDRAIL W. HMA SHOULDERS < 3'

FILE NAME *	USER NAME *	DESIGNED -	REVISED -	STATE OF ILLINOIS DEPARTMENT OF TRANSPORTATION	SHOULDER RUMBLE STRIPE FOR NON-FREEWAY		F.A.P. RTE.	SECTION	COUNTY	TOTAL SHEETS	SHEET NO.
cr:\pa\work\pavdot\barke\12161588\010311	sh:plan.dgn	DRAWN -	REVISED -				557	2013-0481	KANE	24	22
	PLOT SCALE = 50.0000 / 1/4"	CHECKED -	REVISED -		SCALE:	SHEET NO.	OF SHEETS	STA.	TO STA.	CONTRACT NO 60X02	
	PLOT DATE = 12/17/2009	DATE -	REVISED -							ILLINOIS FED. AID PROJECT	