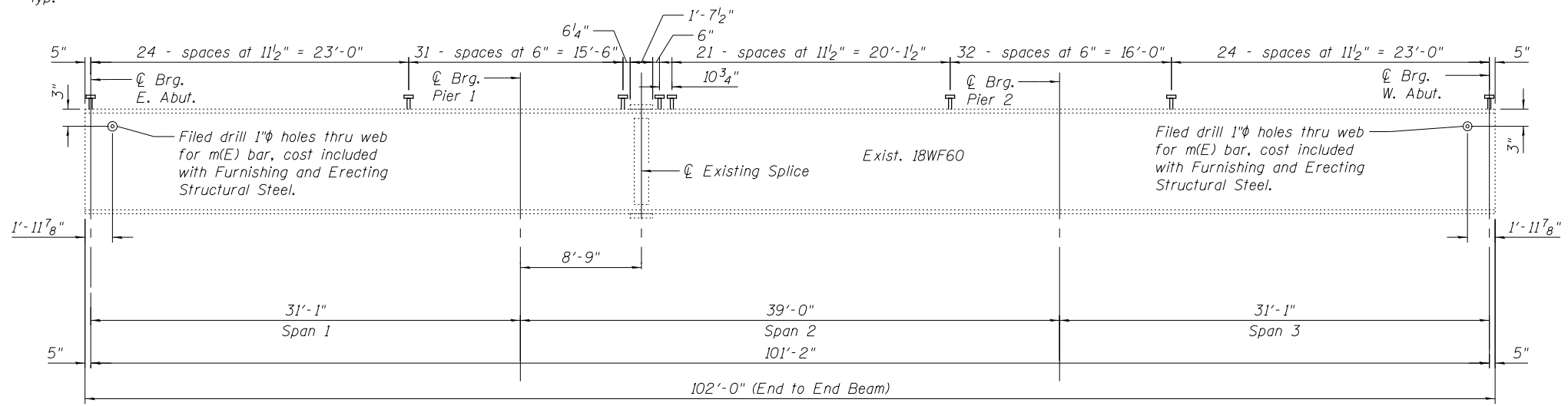
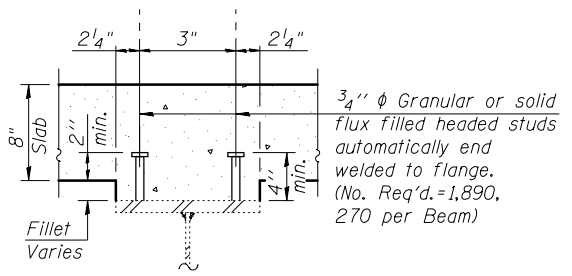


FRAMING PLAN

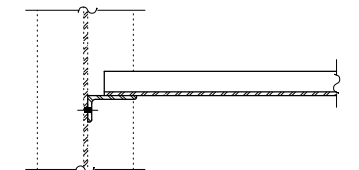


ELEVATION OF EXISTING BEAM

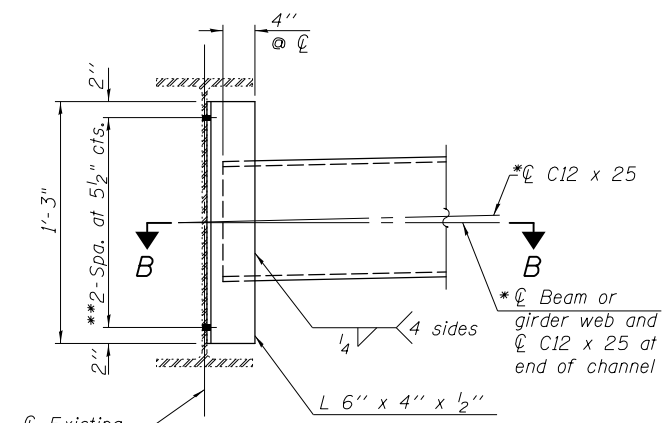


SECTION A-A

Notes:
See Sheet S13 of S20 for existing diaphragm details.
Two hardened washers required for each set of oversized holes for the diaphragm D.
The alternate channel C12X30, if utilized, shall be provided at no additional cost to the Department.



SECTION B-B



DIAPHRAGM D

(24 Required)
* C12 x 30 channels are permitted to facilitate material acquisition. Calculated weight of structural steel is based on the lighter section.
** 3/4" φ HS bolts, 15/16" φ holes.
Holes in existing web to be field drilled. Use L6 x 4 x 1/2 as a template. Cost included with Furnishing and Erecting Structural Steel.

BILL OF MATERIAL

Item	Unit	Total
Structural Steel Removal	Lump Sum	1
Furnishing And Erecting Structural Steel	Pound	4,500

LEGEND
[Hatched Box] - Structural Steel Removal

FILENAME = F:\3-1319_Bldg\st\09-09-2012\09-09-2012-Framing.dgn

BLOOM COMPANIES, LLC
Infrastructure Division and Specialty
600 W. Fulton Street, Suite 701 • Chicago, IL 60661
Phone: (312) 876-9500 Fax: (312) 876-9800

USER NAME = tborges	DESIGNED - KO	REVISED
PLOT SCALE = N/A	CHECKED - BCM	REVISED
PLOT DATE = 3/31/2014	DRAWN - KO	REVISED
	CHECKED - 8/23/2012	REVISED

**STATE OF ILLINOIS
DEPARTMENT OF TRANSPORTATION**

**FRAMING PLAN
STRUCTURE NO. 099-0181**
SHEET NO. S12 OF S20 SHEETS

F.A.I. RTE. 55	SECTION 99-2HB-3I-3	COUNTY WILL	TOTAL SHEETS 87	SHEET NO. 50
CONTRACT NO. 60X60			ILLINOIS FED. AID PROJECT	