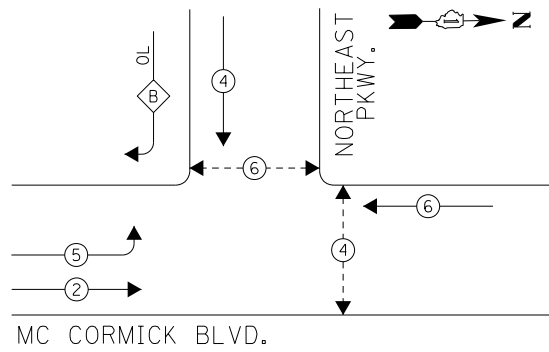




EXISTING CONTROLLER SEQUENCE

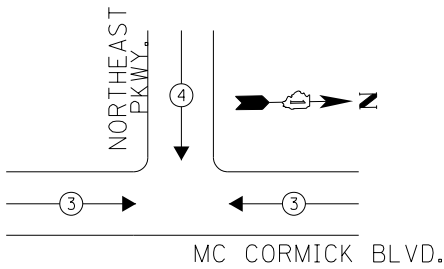


- LEGEND**
- — DUAL ENTRY PHASE
 - ◊ — OVERLAP
 - ◊ — PEDESTRIAN PHASE
 - — NUMBER REFERS TO ASSOCIATED PHASE

RIGHT TURN OVERLAP PHASE DESIGNATION

OVERLAP LETTER	PERMISSIVE PHASE	PROTECTED PHASE
B	= 4	+ 5

PHASE DESIGNATION DIAGRAM



EXISTING EMERGENCY VEHICLE PREEMPTION SEQUENCE

EMERGENCY VEHICLE PREEMPTORS		
EMERGENCY VEHICLE PREEMPTOR	3	4
MOVEMENT	← →	↓

**I. D. O. T.
TRAFFIC SIGNAL INSTALLATION
ELECTRICAL SERVICE REQUIREMENTS**

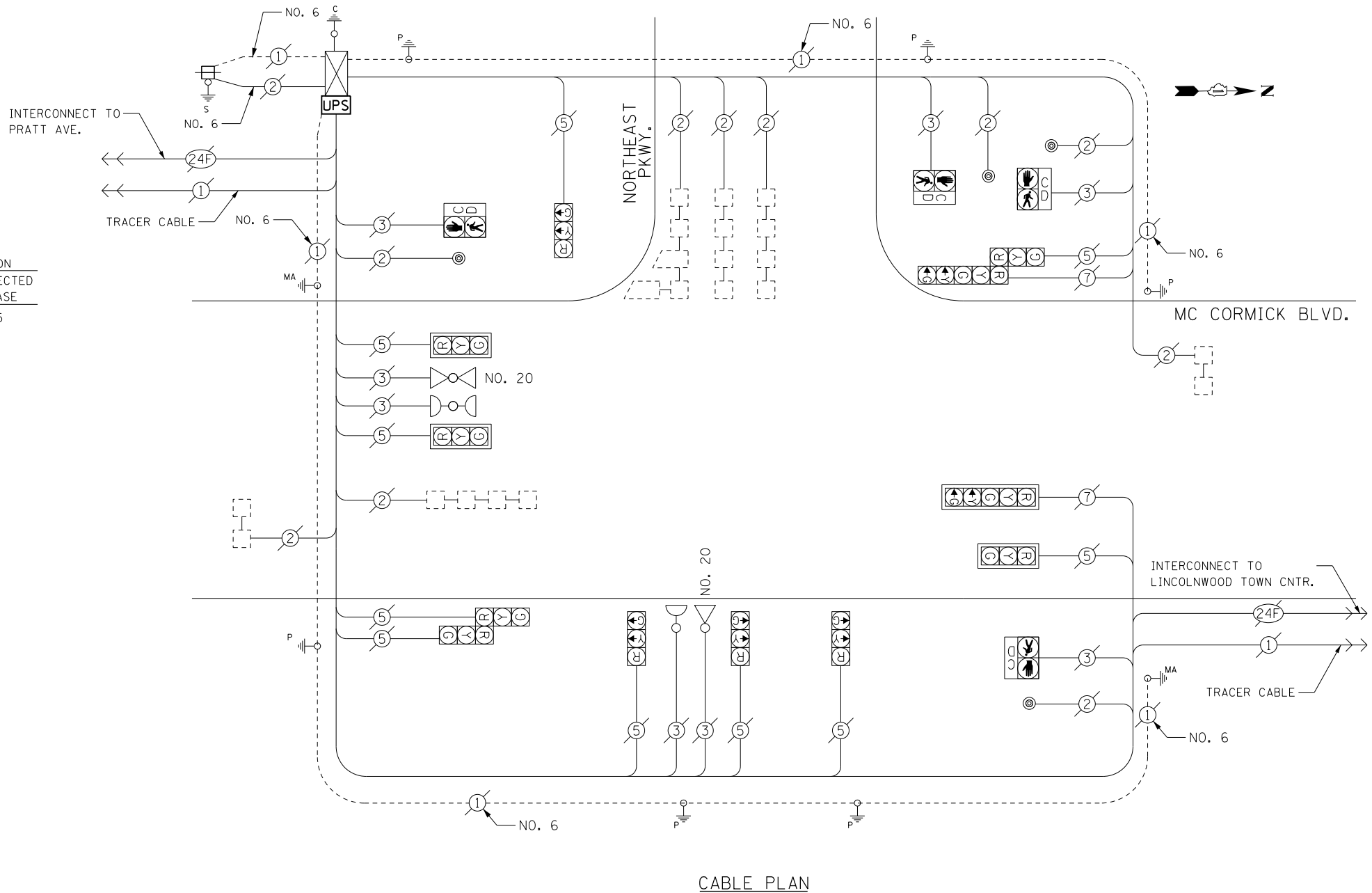
TYPE	NO. LAMPS	WATTAGE INCAND.	WATTAGE LED	%OPERATION	TOTAL WATTAGE
SIGNAL (RED)	12	-	17	0.50	102.0
(YELLOW)	12	-	25	0.25	75.0
(GREEN)	12	-	15	0.25	45.0
ARROW	4	-	12	0.10	4.8
PED. SIGNAL	4	-	25	1.00	100.0
CONTROLLER	1	100	-	1.00	100.0
ILLUM. SIGN	-	-	25	0.50	-
VIDEO SYSTEM	-	150	-	1.00	-
BATTERY BACKUP	1	25	-	1.00	25.0
LUMINAIRE	-	250	-	0.50	-
FLASHER	-	-	25	0.50	-
TOTAL =					451.8

ENERGY COSTS- BILLED TO: IDOT DISTRICT 1
201 WEST CENTER COURT
SCHAUMBURG, IL 60196-1096

ENERGY SUPPLY- CONTACT: TERRI BLECK
PHONE: 847-816-5239
COMMONWEALTH EDISON

SCHEDULE OF QUANTITIES

ITEMS	UNIT	QUANTITY
MAINTENANCE OF EXISTING TRAFFIC SIGNAL INSTALLATION	EACH	1
MODIFY EXISTING CONTROLLER CABINET	EACH	1
UNINTERRUPTABLE POWER SUPPLY, SPECIAL	EACH	1



CABLE PLAN

THE TRAFFIC SIGNAL CONTROL EQUIPMENT FOR THIS PROJECT SHALL BE "ECONOLITE" TO MATCH THE EXISTING ADJACENT SYSTEM.

TS 5477
LINCOLNWOOD

FILE NAME = D:\60X82-sht-155477.dgn	USER NAME = SJohnson	DESIGNED - PHL	REVISED -
Default	PLOT SCALE = 48.0000' / in.	DRAWN - PHL	REVISED -
	PLOT DATE = 3/21/2014	CHECKED - BKS	REVISED -
		DATE - 03/09/2014	REVISED -

STATE OF ILLINOIS
DEPARTMENT OF TRANSPORTATION

MC CORMICK BLVD. AT NORTHEAST PKWY. - CABLE PLAN
SCHEDULE OF QUANTITIES, PHASE DESIG. DIAGRAM & EVP SEQUENCE

SCALE: SHEET OF SHEETS STA. TO STA.

F.A. RTE.	SECTION	COUNTY	TOTAL SHEETS	SHEET NO.
	2014-007TS	COOK	88	22
CONTRACT NO. 60X82				
ILLINOIS FED. AID PROJECT				