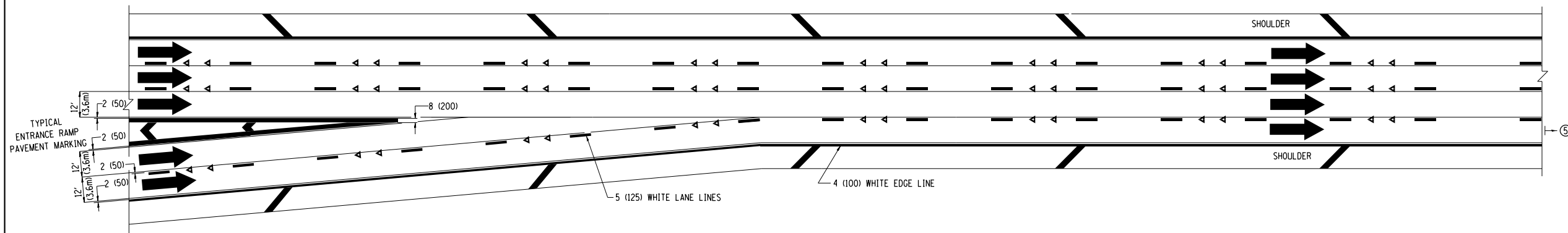
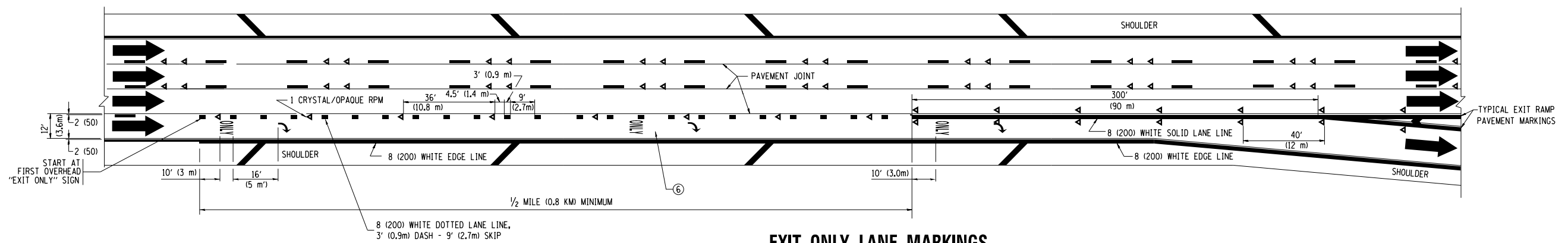


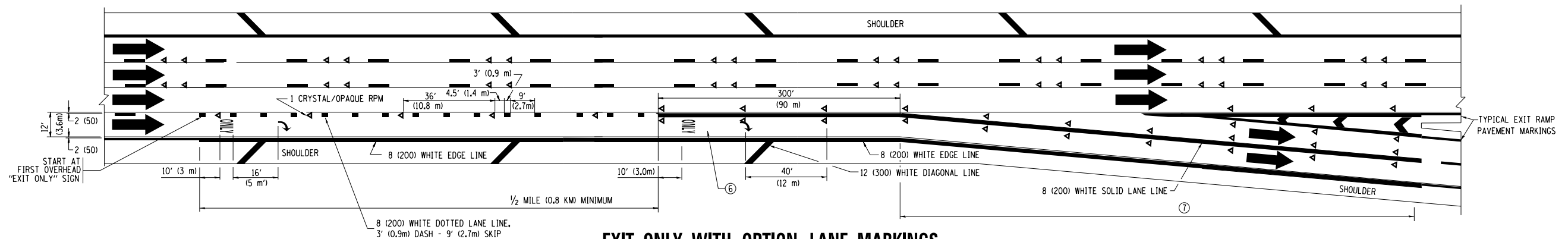
AUXILIARY LANE MARKINGS



TWO LANE ENTRANCE RAMP WITH MERGE MARKINGS



EXIT ONLY LANE MARKINGS



EXIT ONLY WITH OPTION LANE MARKINGS

- NOTES**
- ③ OMIT WHEN LENGTH OF AUXILIARY LANE IS LESS THAN 500' (150 m).
 - ④ 8-INCH WIDE DOTTED LANE LINE MARKINGS SHALL BE USED WHEN THE LENGTH OF THE AUXILIARY LANE IS 2 MILES OR LESS.
 - ⑤ FOR TWO-LANE ENTRANCE RAMP, IF RIGHT LANE ENDS, USE TYPICAL ENTRANCE RAMP PAVEMENT MARKINGS.
 - ⑥ ONLY AND ARROWS EQUALLY SPACED, 500' (150 m) MAXIMUM SPACING. FULL SIZE LETTERS AND ARROW SHALL BE USED.
 - ⑦ CONTINUE 8" SOLID LANE LINE THROUGH EXIT TO END OF PAVED GORE.

FILE NAME =	USER NAME = Aumm	DESIGNED - D.W.S.	REVISED - D.W.S. 07-96
et:\pw\work\p1dot\Aumm\d0382486\60Y17-D	stStd.dgn	DRAWN -	REVISED - J.A.F. 02-06
	PLOT SCALE = 100.0000' / in.	CHECKED -	REVISED - S.P.B. 01-07
	PLOT DATE = 4/9/2014	DATE - 01-90	REVISED - S.P.B. 01-10

**STATE OF ILLINOIS
DEPARTMENT OF TRANSPORTATION**

MULTI-LANE FREEWAY PAVEMENT MARKING DETAILS			
SCALE: NONE	SHEET NO. 2 OF 2 SHEETS	STA.	TO STA.

F.A. RTE.	SECTION	COUNTY	TOTAL SHEETS	SHEET NO.
VAR.	2014-031RS	COOK	18	14
TC-12		CONTRACT NO. 60Y17		
FED. ROAD DIST. NO. 1 ILLINOIS FED. AID PROJECT				