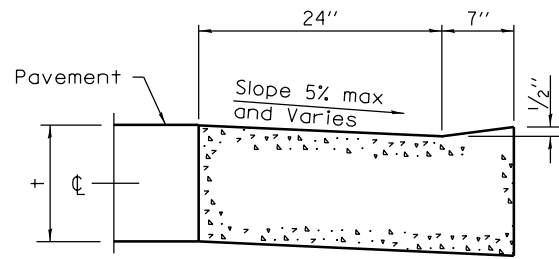
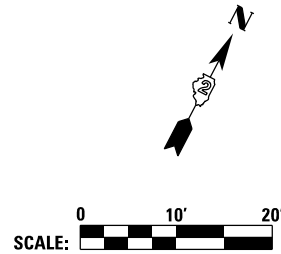


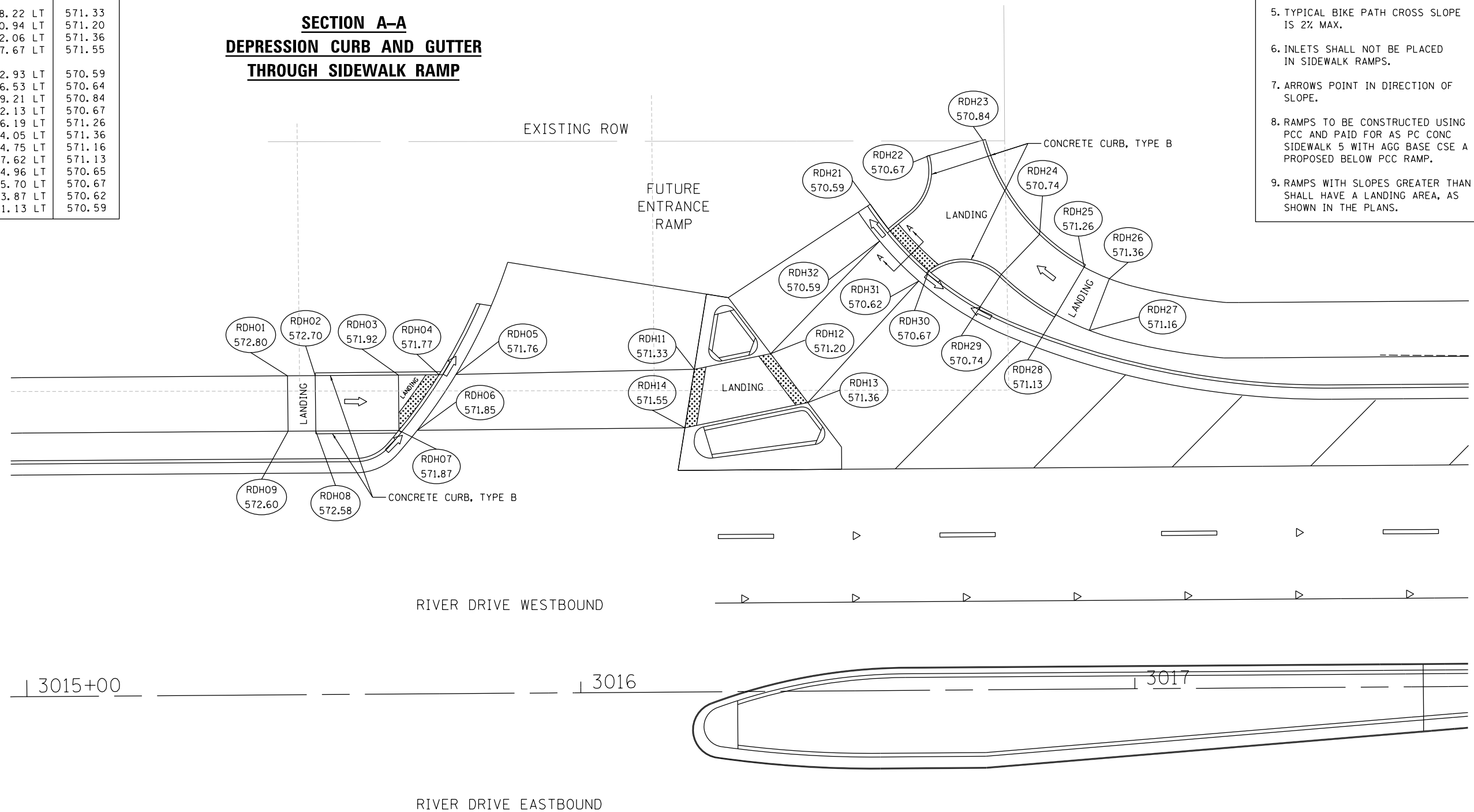
PT	STATION	OFFSET	ELEV.
RDH01	3015+47.46	57.58 LT	572.80
RDH02	3015+52.46	57.58 LT	572.70
RDH03	3015+67.48	57.58 LT	571.92
RDH04	3015+74.80	57.58 LT	571.77
RDH05	3015+77.85	57.58 LT	571.76
RDH06	3015+70.81	47.58 LT	571.85
RDH07	3015+67.48	47.58 LT	571.87
RDH08	3015+52.48	47.58 LT	572.58
RDH09	3015+47.48	47.58 LT	572.60
RDH11	3016+20.88	58.22 LT	571.33
RDH12	3016+34.70	60.94 LT	571.20
RDH13	3016+41.34	52.06 LT	571.36
RDH14	3016+19.11	47.67 LT	571.55
RDH21	3016+56.38	82.93 LT	570.59
RDH22	3016+63.61	96.53 LT	570.64
RDH23	3016+73.24	99.21 LT	570.84
RDH24	3016+83.38	82.13 LT	570.67
RDH25	3016+91.38	76.19 LT	571.26
RDH26	3016+95.90	74.05 LT	571.36
RDH27	3016+92.23	64.75 LT	571.16
RDH28	3016+86.22	67.62 LT	571.13
RDH29	3016+76.41	74.96 LT	570.65
RDH30	3016+63.34	75.70 LT	570.67
RDH31	3016+61.52	73.87 LT	570.62
RDH32	3016+54.51	81.13 LT	570.59



**SECTION A-A
DEPRESSION CURB AND GUTTER
THROUGH SIDEWALK RAMP**



- NOTES:**
1. DRAINAGE VIA CURB FLOWLINE SHALL BE PROVIDED TO AVOID LOW SPOTS IN THE PROPOSED CURB RAMPS.
 2. PROPOSED CURB, TYPE B TO BE INCLUDED IN THE COST OF THE PC CONC SIDEWALK.
 3. LANDING AREA SHALL BE 2% OR LESS IN ALL DIRECTIONS.
 4. RAMP FLARES SHALL BE 10% OR LESS.
 5. TYPICAL BIKE PATH CROSS SLOPE IS 2% MAX.
 6. INLETS SHALL NOT BE PLACED IN SIDEWALK RAMPS.
 7. ARROWS POINT IN DIRECTION OF SLOPE.
 8. RAMPS TO BE CONSTRUCTED USING PCC AND PAID FOR AS PC CONC SIDEWALK 5 WITH AGG BASE CSE A 6 PROPOSED BELOW PCC RAMP.
 9. RAMPS WITH SLOPES GREATER THAN 5% SHALL HAVE A LANDING AREA, AS SHOWN IN THE PLANS.



LAYOUT	JSC	2/17/2013
DRAWN	JSC	2/14/2013
REVIEWED	KNB	2/15/2013

FILE NAME =	D2PACKE-HP5-sht:provag002.dgn	USER NAME =	pisar@1256	DESIGNED -	JSC	REVISED -	
				DRAWN -	JSC	REVISED -	
				CHECKED -	KNB	REVISED -	
				DATE -	3/7/2014	REVISED -	

**STATE OF ILLINOIS
DEPARTMENT OF TRANSPORTATION**

**ROADWAY DETAILS
SIDEWALK RAMP DETAILS
RIVER DRIVE AND FUTURE ENTRANCE RAMP**

SCALE: 1" = 10' SHEET NO. OF SHEETS STA. TO STA.

F.A.U. RTE.	SECTION	COUNTY	TOTAL SHEETS	SHEET NO.
5756	(81-1)M	ROCK ISLAND	217	87
ILLINOIS FED. AID PROJECT			CONTRACT NO. 64J68	