












**ESTIMATED PROJECT QUANTITIES**

PAY ITEM NUMBER	DESCRIPTION	UNIT	DOT QUANTITIES	CITY OF MOLINE QUANTITIES	TOTAL
80400100	ELECTRIC SERVICE INSTALLATION	EACH	1	1	2
81028340	UNDERGROUND CONDUIT, PVC, 1 1/2" DIA.	FOOT	1610	838	2448
81028370	UNDERGROUND CONDUIT, PVC, 3" DIA.	FOOT	75	160	235
81300830	JUNCTION BOX, STAINLESS STEEL, ATTACHED TO STRUCTURE, 18"X18"X8"	EACH	1	2	3
81400100	HANDHOLE	EACH	1	0	1
81603000	UNIT DUCT, 600V, 2-1C NO. 1, 1/C NO.8 GROUND, (XLP-TYPE-USE), 3/4" DIA. POLYETHYLENE	FOOT	50	2147	2197
81603070	UNIT DUCT, 600V, 2-1C NO.2, 1/C NO.4 GROUND, (XLP-TYPE-USE), 1/2" DIA. POLYETHYLENE	FOOT	72	0	72
81702120	ELECTRIC CABLE IN CONDUIT, 600V (XLP-TYPE USE) 1/C NO. 8 1 1/2"	FOOT	5049	3292	8341
81702150	ELECTRIC CABLE IN CONDUIT, 600V (XLP-TYPE USE) 1/C NO. 2	FOOT	95	225	320
81702190	ELECTRIC CABLE IN CONDUIT, 600V (XLP-TYPE USE) 1/C NO. 4/0	FOOT	285	0	285
82500335	LIGHTING CONTROLLER, PEDESTAL MOUNTED, 240VOLT, 100AMP	EACH	0	1	1
82500370	LIGHTING CONTROLLER, BASE MOUNTED, 240VOLT, 200AMP	EACH	1	0	1
83600300	LIGHT POLE FOUNDATION, 30" DIAMETER	FOOT	39	78	117
83800505	BREAKAWAY DEVICE, COUPLING WITH ALUMINUM SKIRT	EACH	24	40	64
84200500	REMOVAL OF LIGHTING UNIT, SALVAGE	EACH	0	18	18
84200600	REMOVAL OF LIGHTING UNIT, NO SALVAGE	EACH	4	0	4
84200804	REMOVAL OF POLE FOUNDATION	EACH	4	18	22
84500110	REMOVAL OF LIGHTING CONTROLLER	EACH	0	1	1
87900200	DRILL EXISTING HANDHOLE	EACH	0	2	2
X8300001	LIGHT POLE, SPECIAL	EACH	6	10	16
XX007797	LUMINAIRE (SPECIAL)	EACH	10	10	20
84500130	REMOVAL OF LIGHTING CONTROLLER FOUNDATION	EACH		1	1

**ROADWAY LIGHTING GENERAL NOTES**

- ALL ELECTRICAL WORK SHALL CONFORM TO NATIONAL, STATE, AND LOCAL CODES.
- IT IS THE INTENT OF THESE PLANS AND SPECIFICATIONS TO PROVIDE A COMPLETE AND PROPERLY OPERATING ELECTRICAL LIGHTING SYSTEM. THE EQUIPMENT SHALL BE FURNISHED AS SPECIFIED AND SHALL INCLUDE ALL INCIDENTAL ITEMS NECESSARY TO PROVIDE A COMPLETE WORKING SYSTEM. INCIDENTAL ITEMS SHALL INCLUDE, BUT ARE NOT LIMITED TO, THE FOLLOWING ITEMS: ANCHORAGES, MOUNTING HARDWARE, CONNECTORS, LUGS, FUSES, ETC.
- CONTRACTOR SHALL FIELD VERIFY EXACT LOCATIONS, QUANTITIES, AND TYPE OF UTILITIES IN AREAS TO BE EXCAVATED PRIOR TO THE COMMENCEMENT OF ANY WORK AND SHALL HAND EXCAVATE AS REQUIRED IN ORDER TO NOT INTERRUPT ANY EXISTING SERVICES. SEE CIVIL DRAWINGS FOR LOCATIONS OF EXISTING AND NEW UTILITIES. IF, IN PERFORMING WORK, DAMAGE TO EXISTING UTILITIES OCCURS, THE CONTRACTOR SHALL NOTIFY THE UTILITY OWNER IMMEDIATELY AND PAY ANY COST INCURRED FOR REPAIR OR REPLACEMENT.
- ELECTRICAL EQUIPMENT, RACEWAY, ETC. ARE SHOWN IN APPROXIMATE LOCATIONS ONLY. CONTRACTOR SHALL INSTALL ELECTRICAL EQUIPMENT, RACEWAYS, ETC. WHERE DIRECTED BY THE ENGINEER IN ORDER TO BEST SUIT JOB CONDITIONS.
- COMPLETELY REMOVE ALL ABANDONED LIGHT POLE FOUNDATIONS AND HANDHOLES, BACKFILL AND COMPACT.
- ALL CABLE RUNNING BETWEEN REMOVED LIGHT POLES SHALL ALSO BE REMOVED. EMPTY CONDUIT MAY BE ABANDONED IN PLACE.
- ALL REPLACEMENT AND TEMPORARY WIRING SHALL BE EQUAL TO OR GREATER THAN THE EXISTING WIRE GAUGE. ALL PERMANENTLY INSTALLED CURRENT CARRYING CONDUCTORS SHALL BE XLP TYPE USE.
- NO SPLICING OF EXISTING-TO-NEW WIRING IS ALLOWED INSIDE ELECTRICAL DUCTS. ALL WIRING INTERCONNECTIONS SHALL BE INSTALLED IN ACCESSIBLE AREAS AND SHALL BE MADE ACCORDING TO THE STANDARD SPECIFICATIONS.
- ALL PVC CONDUIT UNDER ROADWAYS SHALL BE SCHEDULE 80.
- ALL PROPOSED LIGHTING UNITS SHALL BE LABELED ACCORDING TO THE STANDARD SPECIFICATIONS, WITH POLE NUMBERS ATTACHED WITH STAINLESS STEEL BANDING. LIGHTING UNIT NUMBERING SHALL BE AS DIRECTED BY THE ENGINEER.
- CONTRACTOR SHALL BE RESPONSIBLE TO COORDINATE ELECTRICAL WORK WITH OTHER TRADES.
- LIGHT POLE FOUNDATIONS SHALL BE INSTALLED PLUMB AND FLUSH WITH THE PROPOSED GRADE AND SHALL MEET THE HEIGHT REQUIREMENTS OF ARTICLE 836.03 OF THE STANDARD SPECIFICATIONS. AFTER UNIT DUCT IS INSTALLED, FOUNDATIONS SHALL BE FILLED WITH FINE AGGREGATE ACCORDING TO ARTICLE 836.03. WASHERS USED TO INSTALL THE POLE SHALL BE LARGE ENOUGH TO FULLY COVER THE SLOTTED HOLES IN THE POLE BASE PLATE.
- THE CONTRACTOR SHALL PROVIDE AND INSTALL A CONCRETE WORK PAD IN FRONT OF THE LIGHTING CONTROLLER PER SECTION 825 OF THE STANDARD SPECIFICATIONS.
- LUMINAIRES SHALL BE ORIENTED WITH OPTICS PERPENDICULAR TO THE CENTERLINE OF THE ROADWAY AS REQUIRED BY ARTICLE 821.04 OF THE STANDARD SPECIFICATIONS.

**LIGHTING LEGEND**

-  LIGHTING CONTROLLER, TYPE AS NOTED
-  ELECTRIC SERVICE INSTALLATION, 120/240V, SIZE AS NOTED, 3 WIRE
-  LIGHT POLE, 45 FT MOUNTING HEIGHT, 14 FT DAVIT ARM WITH LUMINAIRE LED, HORIZONTAL MOUNT, 190 WATT (UNLESS OTHERWISE NOTED) - SEE DETAIL SHEET 9 OF 10
-  COMBINATION LIGHT POLE, 45 FT MOUNTING HEIGHT, TWIN AT 90 DEGREES, 15 FT TAPERED TUBULAR SINGLE MEMBER ARMS WITH LUMINAIRES LED, HORIZONTAL MOUNT, 190 WATT (UNLESS OTHERWISE NOTED) - SEE DETAIL SHEET 9 OF 10 AND TRAFFIC SIGNAL PLANS
-  UNIT DUCT IN TRENCH
-  UNDERGROUND CONDUIT - ELECTRIC CABLE IN CONDUIT, SIZE AS NOTED
-  LIGHT POLE DESIGNATION  
 [1-A-01]  
 POLE NUMBER  
 CIRCUIT  
 CONTROL CABINET
-  CONDUIT CALLOUT  
 3"-72"-T  
 INSTALLATION METHOD (TRENCH/PUSH/EMBEDDED IN STRUCTURE - IF SPECIFIED)  
 CONDUIT LENGTH  
 CONDUIT DIAMETER
-  EXISTING LIGHT TO BE REMOVED
-  EXISTING LIGHT TO REMAIN
-  EXISTING LIGHTING CONTROLLER TO BE REMOVED

**benesch**  
engineers · scientists · planners

Alfred Benesch & Company  
205 North Michigan Avenue, Suite 2400  
Chicago, Illinois 60601  
312-565-0450 Job No. 10064

FILE NAME : 02CR104-AB-sh1-lightErtl.dgn	USER NAME : NLH	DESIGNED - BENESCH DRAWN - NLH CHECKED - GHT DATE - 3/17/2014	REVISED - REVISED - REVISED - REVISED -
---	--------------------	--	--

**STATE OF ILLINOIS  
DEPARTMENT OF TRANSPORTATION**

**LIGHTING QUANTITIES & GENERAL NOTES**

SCALE: NO SCALE SHEET NO. 1 OF 10 SHEETS STA. TO STA.

F.A.U. RTE. 5756	SECTION 181-1M	COUNTY ROCK ISLAND	TOTAL SHEETS 217	SHEET NO. 109
CONTRACT NO. 64J68			ILLINOIS FED. AID PROJECT	

LAYOUT  
DRAWN  
REVIEWED