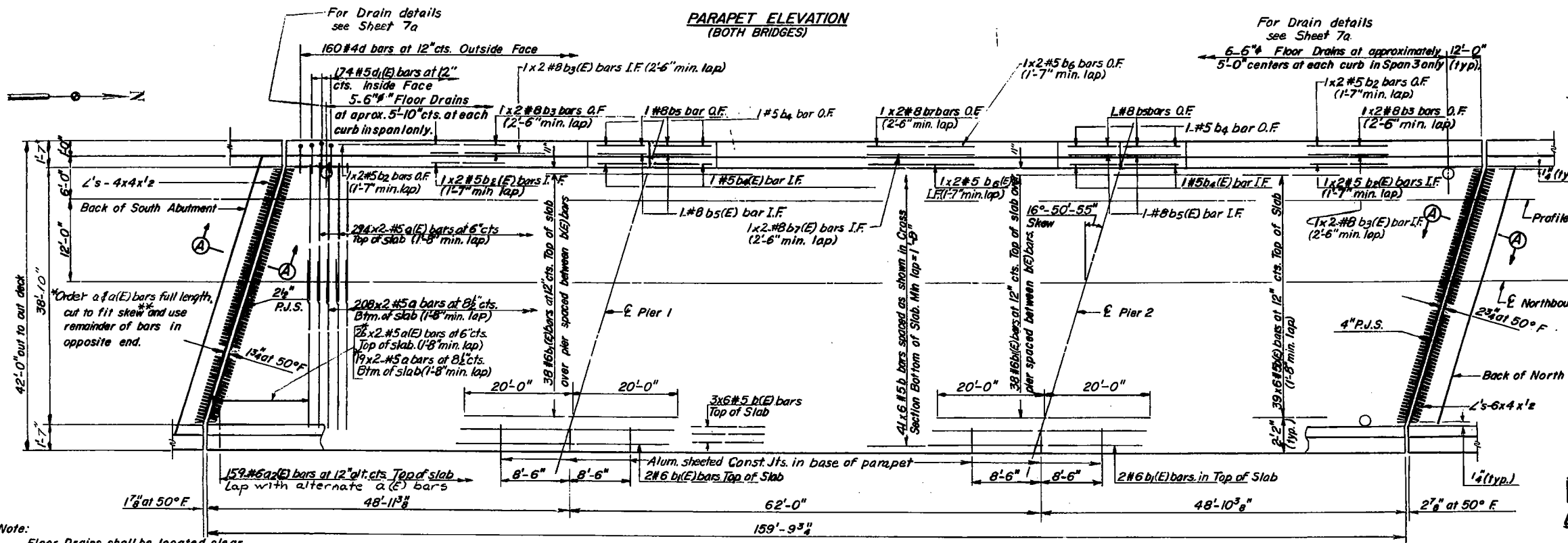
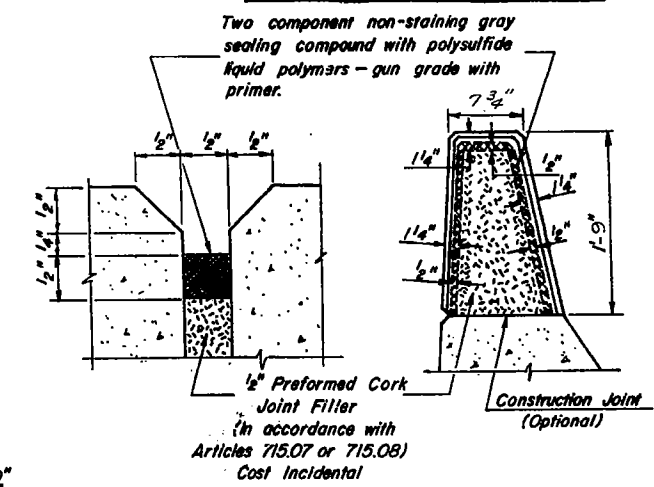



Note: Bars indicated thus 20x3#5 indicates 20 lines of bars with 3 lengths per line.

Reinforcement bars designated (E) shall be epoxy coated. See Special Provisions.
 **See Special Provisions for the procedure for epoxy coating at cut reinforcement bars.

ROUTE NO.	SECTION	COUNTY	TOTAL SHEETS	SHEET NO.	SHEET NO. 7
F.A. 412	103-2VB	LEE	223	66	OF 19 SHEETS
STA.	TO STA.				
FED. ROAD DIST. NO. 7	ILLINOIS PROJECT				



For Bill of Material see Sheet 7a.

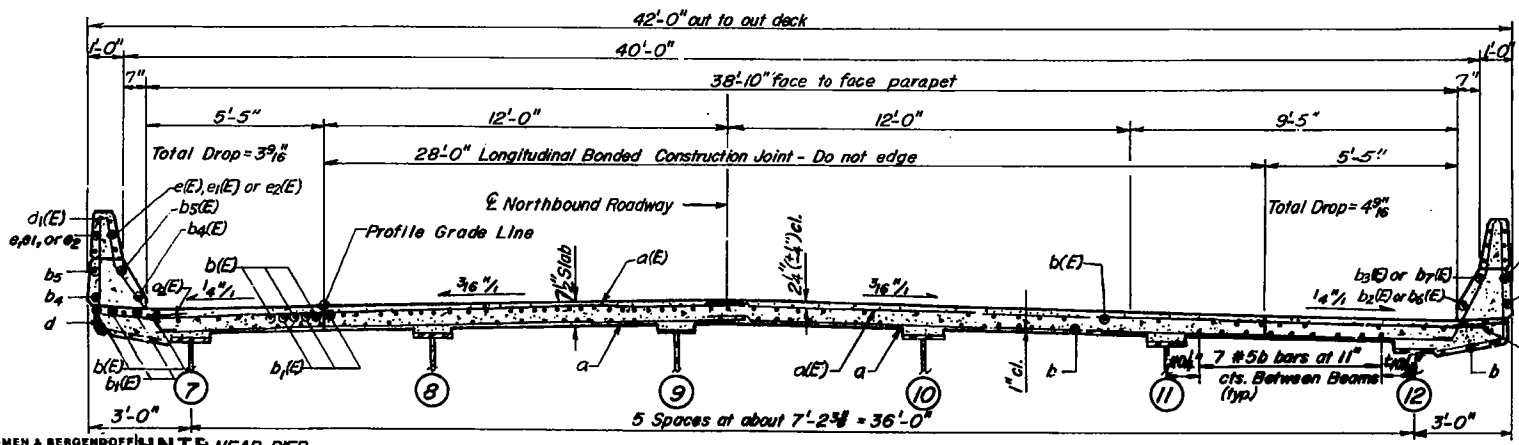
BILL OF MATERIAL

BAR	NO.	SIZE	LENGTH	SHAPE
a	11	#5	41'-10"	U
b	20	#5	40'-0"	U
c	24	#5	4'-0"	U
d	57	#5	27'-3"	U
e	24	#5	40'-0"	U
f	16	#5	21'-4"	U
g	16	#5	18'-3"	U
h	16	#5	18'-3"	U
i	8	#5	13'-0"	U

Class X Concrete
 Reinforcement Bars

Note: Floor Drains shall be located clear of all diaphragms.

Notes:
 Work this sheet with Sheets 6 and 7a.
 All Reinforcing steel symmetrical about E deck.



HOWARD, NEEDLES, TAMMEN & BERGENDORFF
 MD. RBD 3-31-76 CK. M.P.S. 4-27-76

CROSS SECTION LOOKING NORTH NEAR MIDSPAN

FOR INFORMATION ONLY

DECK PLAN AND SECTIONS
 NORTHBOUND BRIDGE
 F.A. 412 SECTION 103-2VB
 F.A. 412 OVER B.N.R.R.
 LEE COUNTY
 STATION 1175+47.10
 STATE OF ILLINOIS
 DEPARTMENT OF TRANSPORTATION