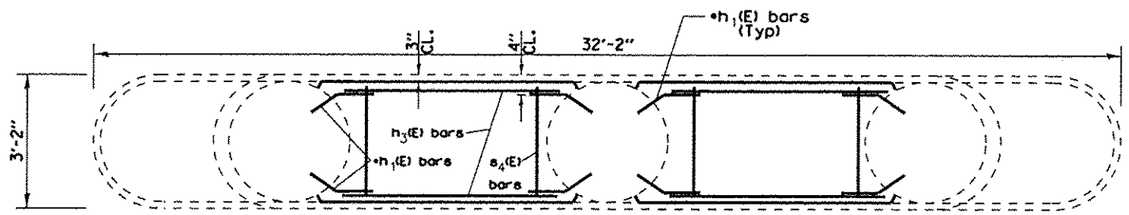

TOP PLAN

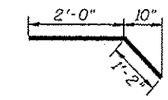

BAR h1(E)

*Epoxy Grout h1 (E) & n(E) bars in 9" min. holes according to Article 584 of Std. Spec. Cost Included with Reinforcement Bars, Epoxy Coated

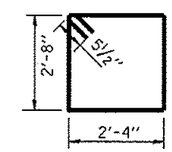

BAR s4(E)

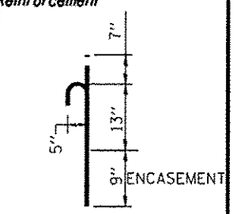

BAR n(E)

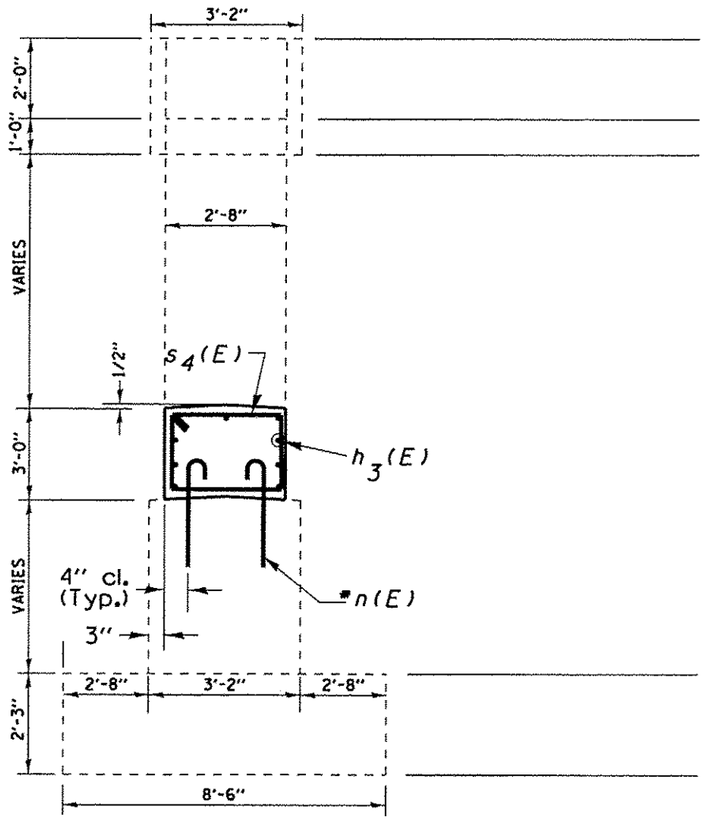

END ELEVATION

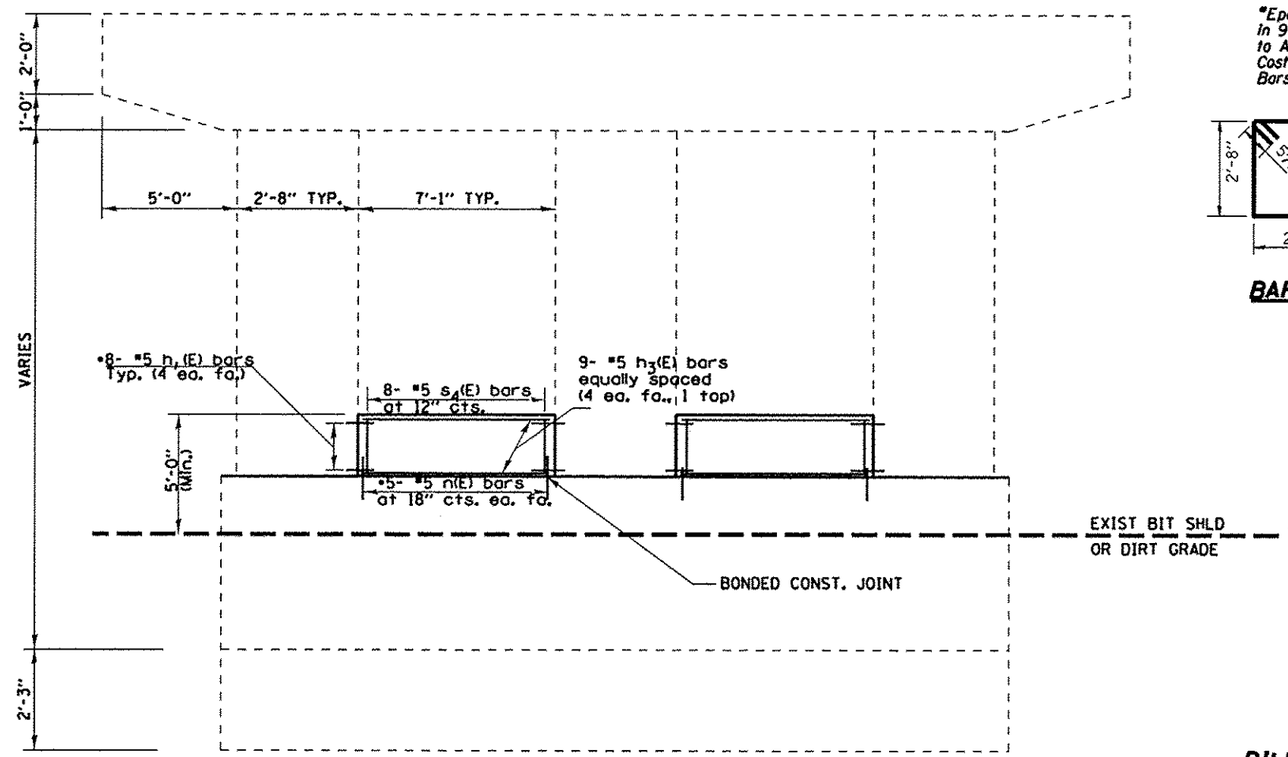

ELEVATION

D. Carl Puzey 5/12/14
Expires 11/30/14

NOTES:
The cost of epoxy grouting threaded rods shall be included with Reinforcement Bars, Epoxy Coated
Plan dimensions and details relative to existing plans are subject to nominal construction variations. The Contractor shall field verify existing dimensions and details affecting new construction and make necessary approved adjustments prior to construction or ordering of materials. Such variations shall not be cause for additional compensation for a change in scope of the work, however, the Contractor will be paid for the quantity actually furnished at the unit price bid for the work.
Reinforcement bars designated (E) shall be epoxy coated.

NOTES:

1. ALL HOLES MADE BY THE REMOVAL OF EXISTING GUARDRAIL SHALL BE PATCHED WITH AN APPROVED NON SHRINK GROUT.
2. ALL EXPOSED EDGES SHALL HAVE A 3/4" CHAMFER.

BILL OF MATERIAL

FOR EACH PIER				
Bar	No.	Size	Length	Shape
h1(E)	32	#5	3'-2"	
h3(E)	18	#5	7'-6"	
n(E)	20	#5	2'-5"	
s4(E)	16	#5	10'-11"	
Reinforcement Bars, Epoxy Coated			POUND	480
Concrete Structures			CU YD	4.5
TOTAL FOR ALL THREE PIERS				
Reinforcement Bars, Epoxy Coated			POUND	1440
Concrete Structures			CU YD	13.5

FILE NAME =	USER NAME =	DESIGNED - PCB	REVISED -
		DRAWN -	REVISED -
	PLOT SCALE =	CHECKED - DAB	REVISED -
	PLOT DATE =	DATE -	REVISED -

STATE OF ILLINOIS
DEPARTMENT OF TRANSPORTATION

CRASH WALL MODIFICATION PIERS 1, 2 & 3 AT S.N. 050-0131

SCALE: | SHEET NO. OF SHEETS | STA. TO STA.

F.A.I. RTE.	SECTION	COUNTY	TOTAL SHEETS	SHEET NO.
80	(50-4,5)RS-4	LASALLE	54	30

CONTRACT NO. 66A35

ILLINOIS FED. AID PROJECT