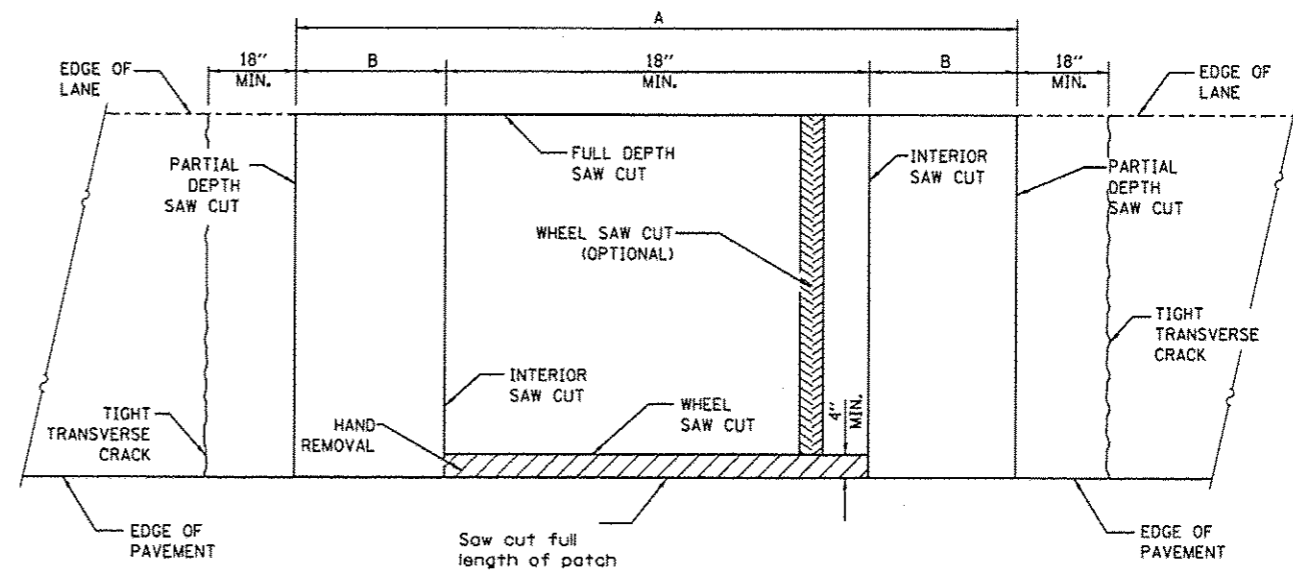
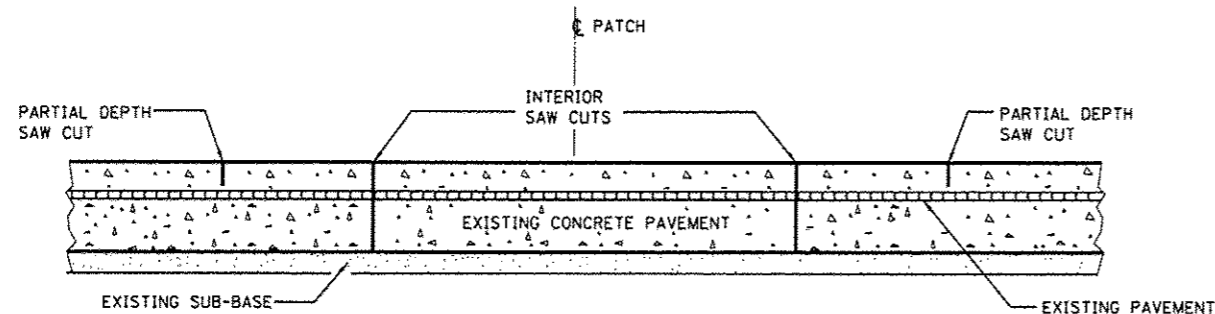


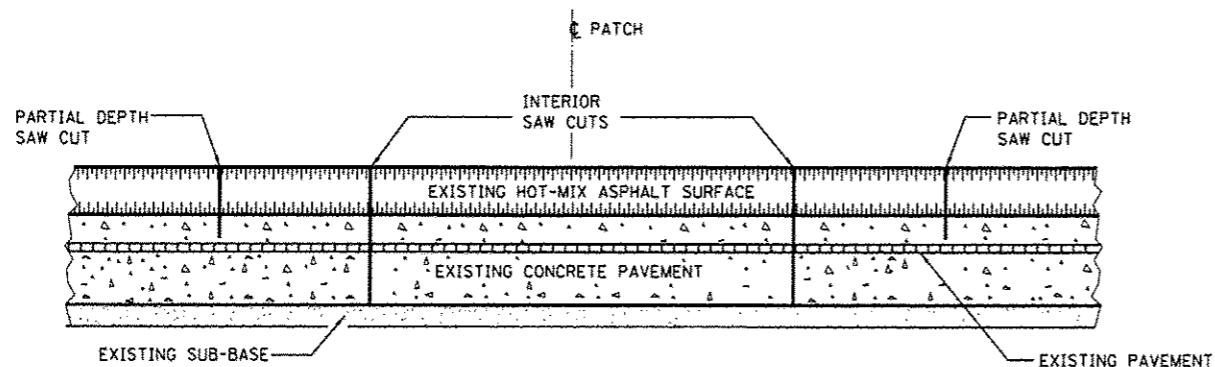
**PAVEMENT SAWING DETAIL**  
(HMA SHOULDER)



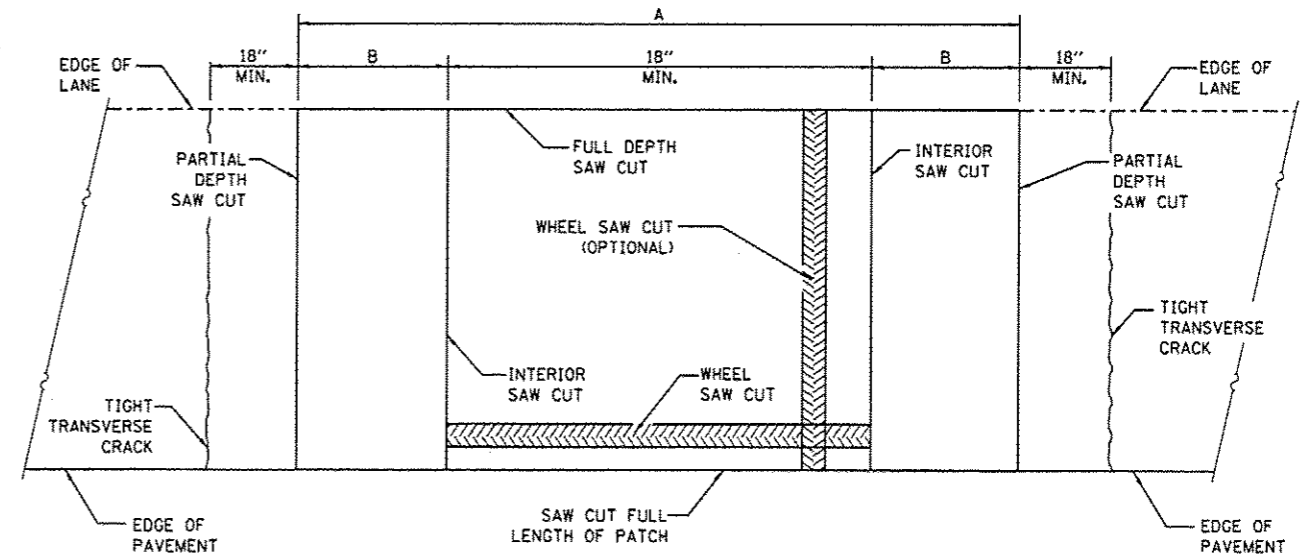
**PAVEMENT SAWING DETAIL**  
(PCC SHOULDER)



**SAW CUT DETAIL**  
WITHOUT HMA SURFACE



**SAW CUT DETAIL**  
WITH HMA SURFACE



**ALTERNATE SAWING DETAIL**  
(PCC SHOULDER)

EXISTING REINFORCEMENT BARS	A (MIN.)	B (MIN.)	C (MIN.)
#5	4'-6"	18"	16"
#6	5'-0"	21"	19"
#7	5'-6"	24"	22"
FABRIC	5'-0"	21"	18"

**GENERAL NOTES**

WHEN PATCHING TWO ADJACENT LANES IN ONE OPERATION THE LONGITUDINAL JOINT SHALL BE LONGITUDINAL SAWED JOINT AS DETAILED ON STANDARD 42001, HOWEVER, THE GROOVE MAYBE EITHER PREFORMED OR SAWED.

SEE STANDARD 421001 FOR DETAILS OF PAVEMENT REINFORCEMENT.

FILE NAME :	USER NAME :	DESIGNED -	REVISED -
or:\work\p\id\tsontacruz\ad\201205\366077-shs-details.dgn	tsontacruz	DRAWN -	REVISED -
#MODELNAME#	PLOT SCALE = 500000.1838 1/16"	CHECKED -	REVISED -
	PLOT DATE = 3/31/2014	DATE -	REVISED -

STATE OF ILLINOIS  
DEPARTMENT OF TRANSPORTATION

**CLASS A PATCHES**

SCALE: SHEET 1 OF 2 SHEETS STA. TO STA.

F.A.I. RTE.	SECTION	COUNTY	TOTAL SHEETS	SHEET NO.
55	D3 PATCHING 2015-3	GRUNDY	13	11
CONTRACT NO. 66077				
ILLINOIS FED. AID PROJECT				