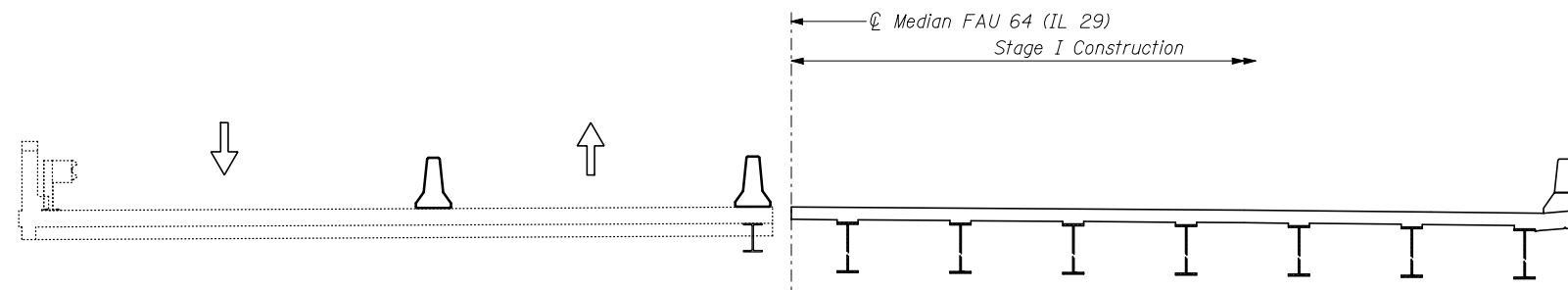
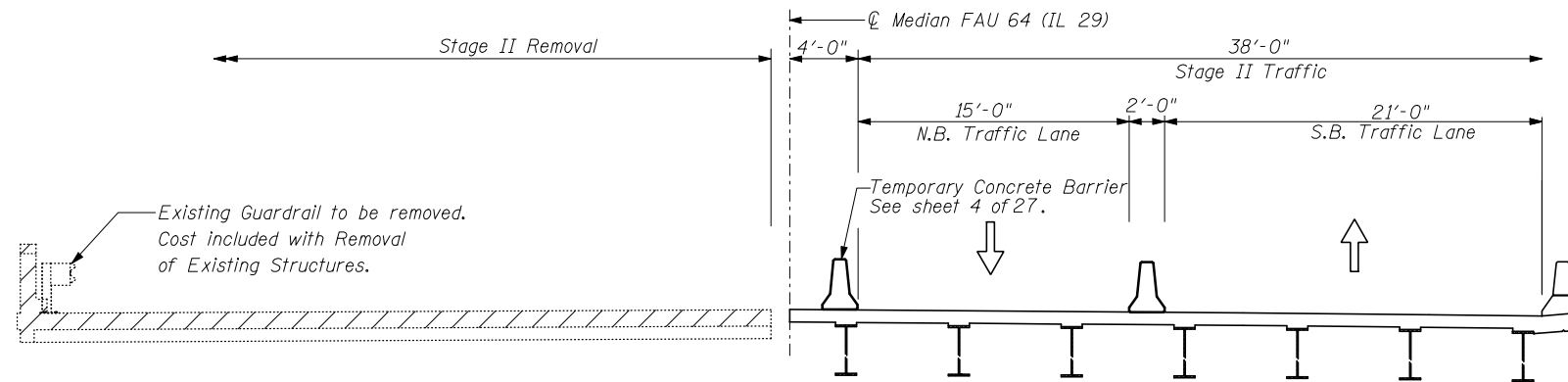


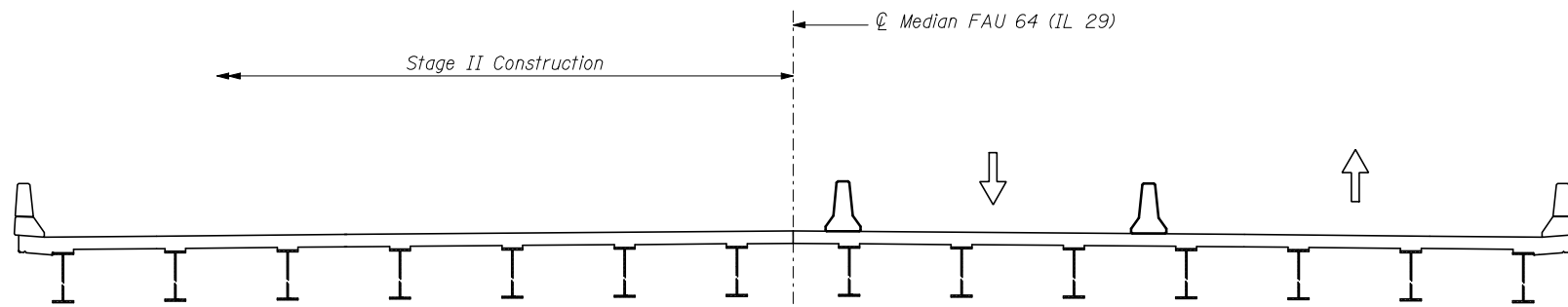
STAGE I REMOVAL



STAGE I CONSTRUCTION

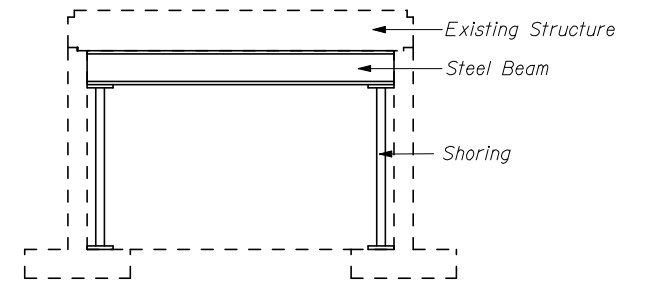


STAGE II REMOVAL



STAGE II CONSTRUCTION

Note:
 All staging cross sections are looking South.
 For quantity of Temporary Concrete Barrier, see roadway drawings.
 Hatched area indicates removal of Existing Structure.
 The Contractor shall provide temporary support to the existing deck slab before starting Stage I Removal. See Detail.
 Excavation behind existing abutment walls shall be performed to balance front and back soil pressure before removing the existing Superstructure. The Contractor shall saw cut the upper portion of the existing abutment at the stage removal line before Stage I removal to ensure the remaining portion will not be prematurely damaged.



TEMPORARY SUPPORT SYSTEM DETAIL

(See Special Provisions)

FILE NAME = ...\\0720226-68481-003-StgConDtl.s.dgn	USER NAME = .USER.	DESIGNED - AB	REVISED -
		CHECKED - MJS	REVISED -
		DRAWN - RMH	REVISED -
		CHECKED - LP	REVISED -
PLOT SCALE = *SCALE*			
PLOT DATE = 12/17/2012 9:55:58 AM			

**STATE OF ILLINOIS
 DEPARTMENT OF TRANSPORTATION**

**STAGE CONSTRUCTION DETAILS
 STRUCTURE NO. 072-0226**

SHEET NO. 3 OF 27 SHEETS

F.A.U. RTE.	SECTION	COUNTY	TOTAL SHEETS	SHEET NO.
64	(10B) BR	PEORIA	77	31
			CONTRACT NO. 68481	
ILLINOIS FED. AID PROJECT				