





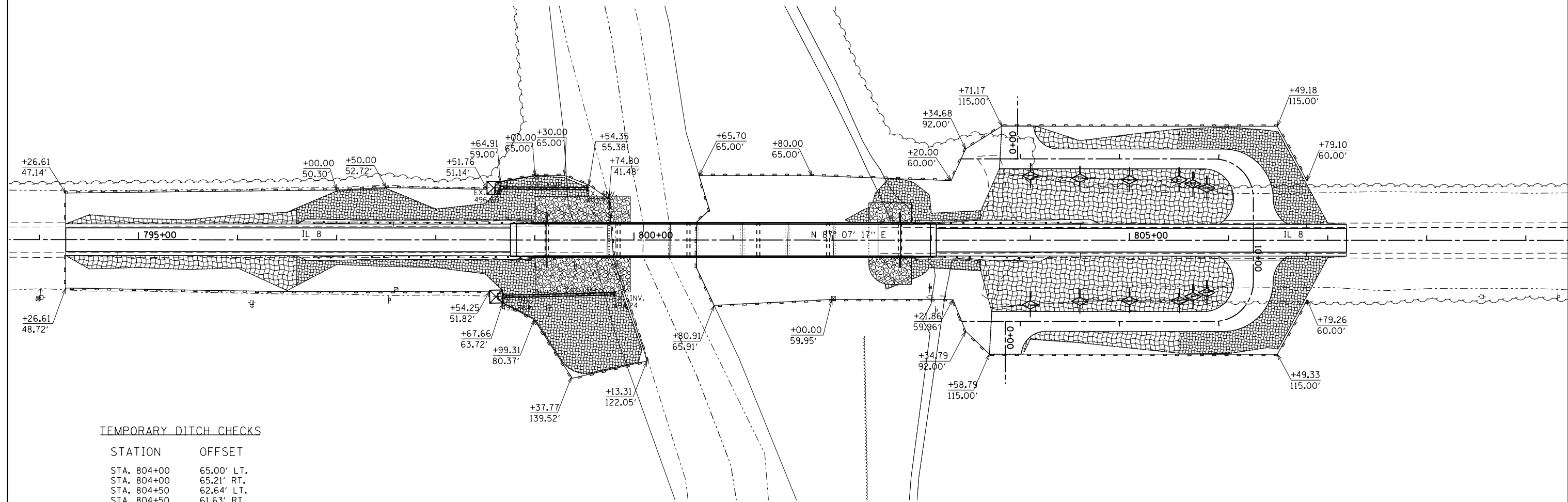
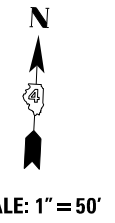


-  TEMPORARY DITCH CHECKS
-  PERIMETER EROSION BARRIER
-  INLET AND PIPE PROTECTION
-  EROSION CONTROL BLANKET
-  HEAVY DUTY EROSION CONTROL BLANKET
-  RIP-RAP SLOPE PROTECTION



**TEMPORARY DITCH CHECKS**

STATION	OFFSET
STA. 804+00	65.00' LT.
STA. 804+00	65.21' RT.
STA. 804+50	62.64' LT.
STA. 804+50	61.63' RT.
STA. 805+00	61.00' LT.
STA. 805+00	61.00' RT.
STA. 805+50	61.00' LT.
STA. 805+50	61.00' RT.
STA. 805+64	56.65' LT.
STA. 805+64	56.59' RT.
STA. 805+78	52.31' LT.
STA. 805+78	52.17' RT.