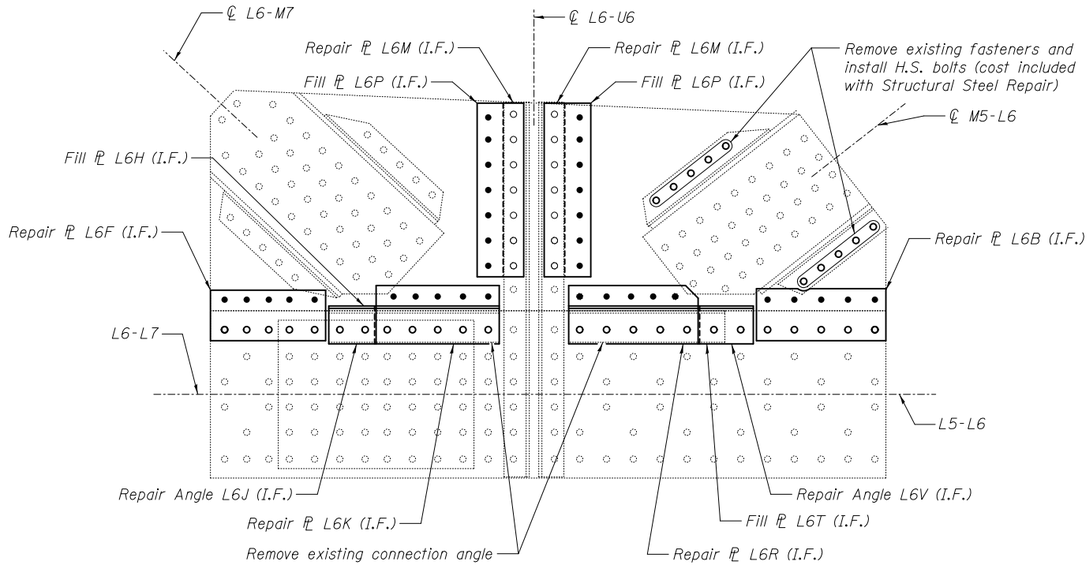

INSIDE PLATE AT PANEL POINT L6N AND L6S
(L6'N AND L6'S SIMILAR)
(Span 9 and Span 11)

GUSSET PLATE STRENGTHENING

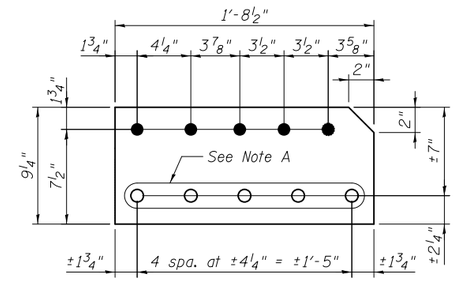

REPAIR PL L6R
PL ⅞" x 9¼" x 1'-8½"

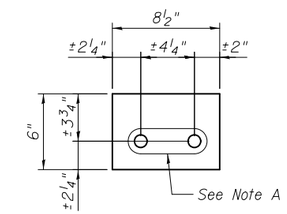

FILL PL L6T
PL ⅞" x 6" x 8½"

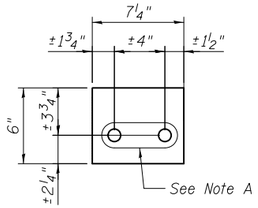

FILL PL L6H
PL ⅞" x 6" x 7¼"

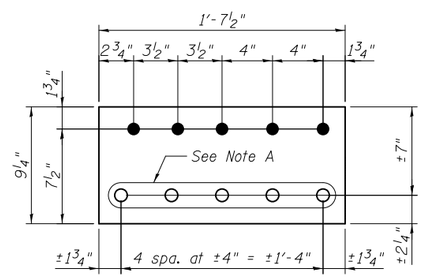

REPAIR PL L6K
PL ⅞" x 9¼" x 1'-7½"

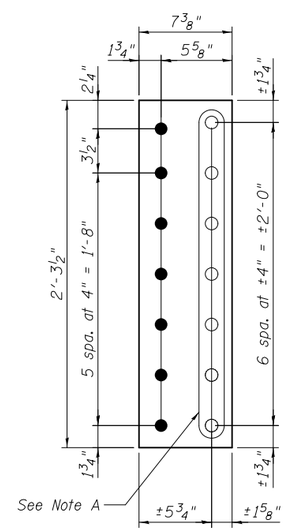

REPAIR PL L6M
PL 1¼" x 7⅜" x 2'-3½"

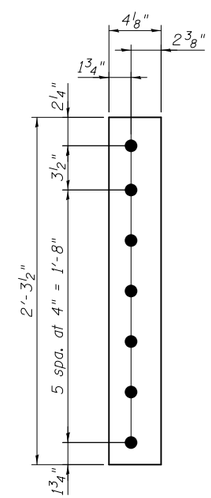

FILL PL L6P
PL ½" x 4⅛" x 2'-3½"

Note A:
Field drill holes using existing holes as template. Remainder of holes may be shop or field drilled.

Notes:
For the Installation Procedure and Bill of Material, see sheet S48.
For details of pieces, L6F and L6B, see sheet S48.
For details of pieces, L6J and L6V, see see sheet S49A.
For location and details of lateral connection repair plates, see sheet S49A.
All bolted connections shown on this sheet shall be made with 1" dia. H.S. bolts unless otherwise noted.
For inside face of gusset plate, see sheet S8.

MODJESKI and MASTERS Experience great bridges.	USER NAME =	DESIGNED - MEL/YSS	REVISED
		CHECKED - CDB	REVISED
	PLOT SCALE =	DRAWN - AEC	REVISED
	PLOT DATE = 05/09/2014	CHECKED - MEL	REVISED

STATE OF ILLINOIS
DEPARTMENT OF TRANSPORTATION

MAIN SPAN GUSSET PLATE STRENGTHENING – 4
S.N. 082-6001 MLK BRIDGE OVER MISSISSIPPI RIVER
SHEET NO. S49 OF S138 SHEETS

F.A.P. RTE.	SECTION	COUNTY	TOTAL SHEETS	SHEET NO.
799	1BR, DRS-2	ST. CLAIR	156	67
		CONTRACT NO. 76B03		
	ILLINOIS	FED. AID PROJECT		