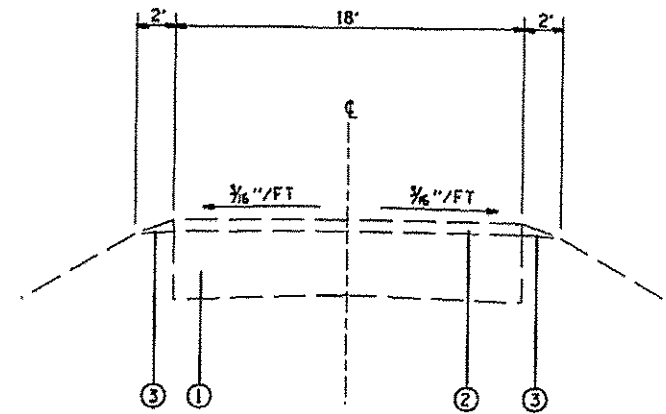
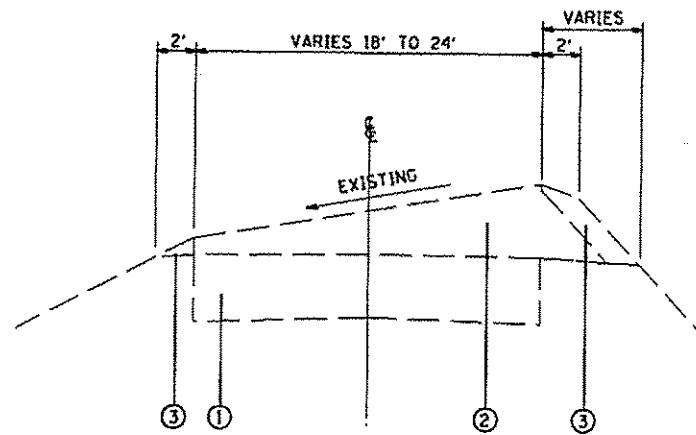


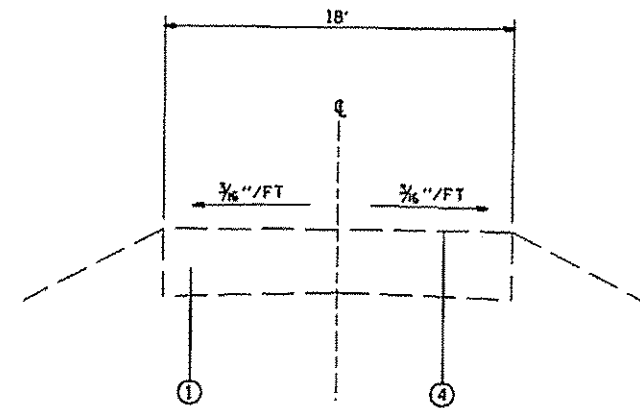
EXISTING TYPICAL SECTION
STA 00+25 TO STA 115+10



EXISTING TYPICAL SECTION
STA 115+10 TO STA 137+81
STA 140+98 TO STA 144+67



EXISTING SUPERELEVATED SECTION
VARIABLE WIDTH FROM STA 137+81 TO STA 139+92 AND STA 138+86 TO STA 140+98
24' WIDTH FROM STA 137+81 TO STA 138+86



EXISTING TYPICAL SECTION
STA 144+67 TO STA 259+78

LEGEND

- ① EXISTING PAVEMENT
- ② EXISTING RESURFACING 2" (MIN)
- ③ EXISTING AGGREGATE SHOULDER
- ④ EXISTING OIL AND CHIP TREATMENT
- ⑤ PROPOSED HOT-MIX ASPHALT SHOULDERS, 8"
- ⑥ PROPOSED AGGREGATE SHOULDER, TYPE B
- ⑦ PROPOSED LEVELING BINDER MACHINE METHOD, N70 - 3/4"
- ⑧ PROPOSED BITUMINOUS SURFACE TREATMENT (PREVENTIVE MAINTENANCE)
- ⑨ PROPOSED AGGREGATE (PRIME COAT)
- ⑩ PROPOSED BITUMINOUS MATERIALS (PRIME COAT)
- ⑪ PROPOSED PAINT PAVEMENT MARKING LINE, 4"

FILE NAME *	USER NAME * #USER#	DESIGNED -	REVISED -	STATE OF ILLINOIS DEPARTMENT OF TRANSPORTATION	TYPICAL SECTIONS	SBI RTE.	SECTION	COUNTY	TOTAL SHEETS	SHEET NO.	
#FILE#		DRAWN -	REVISED -			II	S-RS, 5-1-1	MADISON	10	4	
		CHECKED -	REVISED -			SCALE: _____ SHEET NO. 1 OF 2 SHEETS		STA. _____ TO STA. _____		CONTRACT NO. 76C40	
		DATE -	REVISED -			FED. ROAD DIST. NO. ILLINOIS FED. AID PROJECT					