STATE OF ILLINOIS
DEPARTMENT OF TRANSPORTATION

030-0021

782	113-1B	Gallatin	74	41	SHEET NO. 9 / 13 SHEETS

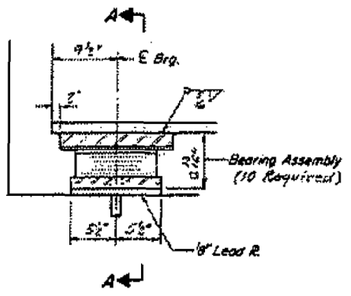

SECTION AT ABUT.

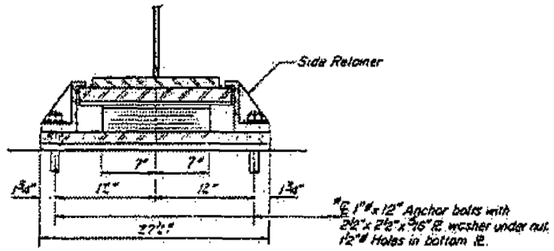

SECTION A-A

TYPE II TFE ELASTOMERIC EXP. BRG.
AT ABUTMENTS

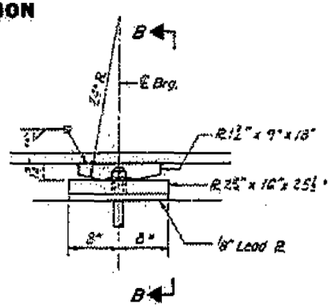

ELEVATION AT PIER

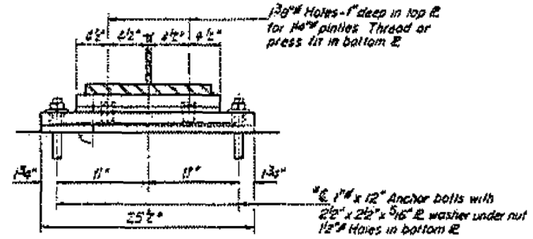

SECTION B-B

FIXED BEARING
AT PIER 1 & 2

*Note: After beams have been erected holes at expansion bearings shall be drilled and anchor bolts grouted in place. Anchor bolts at fixed bearings may be built into the masonry.

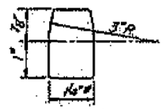

PINTLE

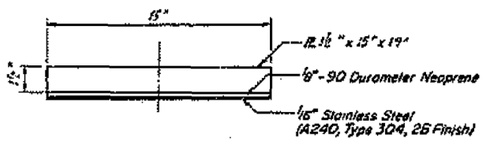

TOP BEARING ASSEMBLY

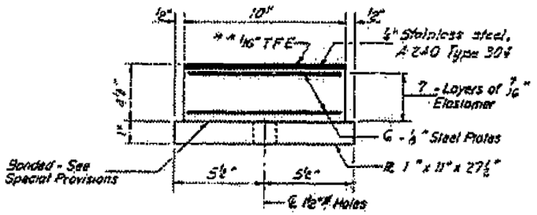

BOTTOM BEARING ASSEMBLY

Note:
** The 1/16" TFE sheet shall be bonded directly to the top steel laminate sheet with a two-component, medium viscosity epoxy resin, conforming to the requirements of the Federal Specification MMM-A-134, Type I. The bond agent shall be applied on the full area of the contact surfaces.

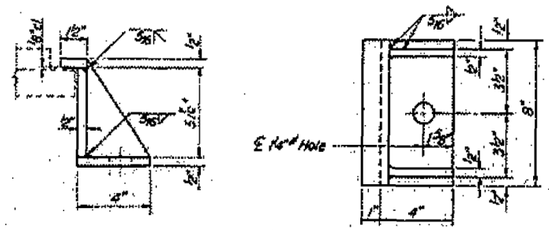

SIDE RETAINER
20 Required

DESIGNED	R. Wallins
CHECKED	Amy Lee
DRAWN	Simon Vatsuk
CHECKED	Lee

SEPT. 26, 1977
EXAMINED
PASSED
APPROVED
DIRECTOR OF HIGHWAYS

I-2-E2 2-1-76

BEARING - DETAILS
F.A. RT. 782 SEC. 113-1B
GALLATIN COUNTY
STA. 348+30.00
82 SEC. 113-1B
1 COUNT
18+3.00 GALLATIN & HARDIN

FOR INFORMATION ONLY

FILE NAME = c:\pw_work\pwidot\dahmerja\d0382426\78418-sht-plan.dgn	USER NAME = Dahmerja	DESIGNED -	REVISED -
		DRAWN -	REVISED -
	PLOT SCALE = 2.7296 ' / in.	CHECKED -	REVISED -
Default	PLOT DATE = 3/21/2014	DATE -	REVISED -

STATE OF ILLINOIS
DEPARTMENT OF TRANSPORTATION

030-0021
IL 1 OVER SALINE RIVER

SCALE: | SHEET OF SHEETS | STA. TO STA.

F.A. RTE.	SECTION	COUNTY	TOTAL SHEETS	SHEET NO.
VAR.	D9 BRIDGE PAINT 2014-1	*	13	10

CONTRACT NO. 78418
ILLINOIS FED. AID PROJECT