

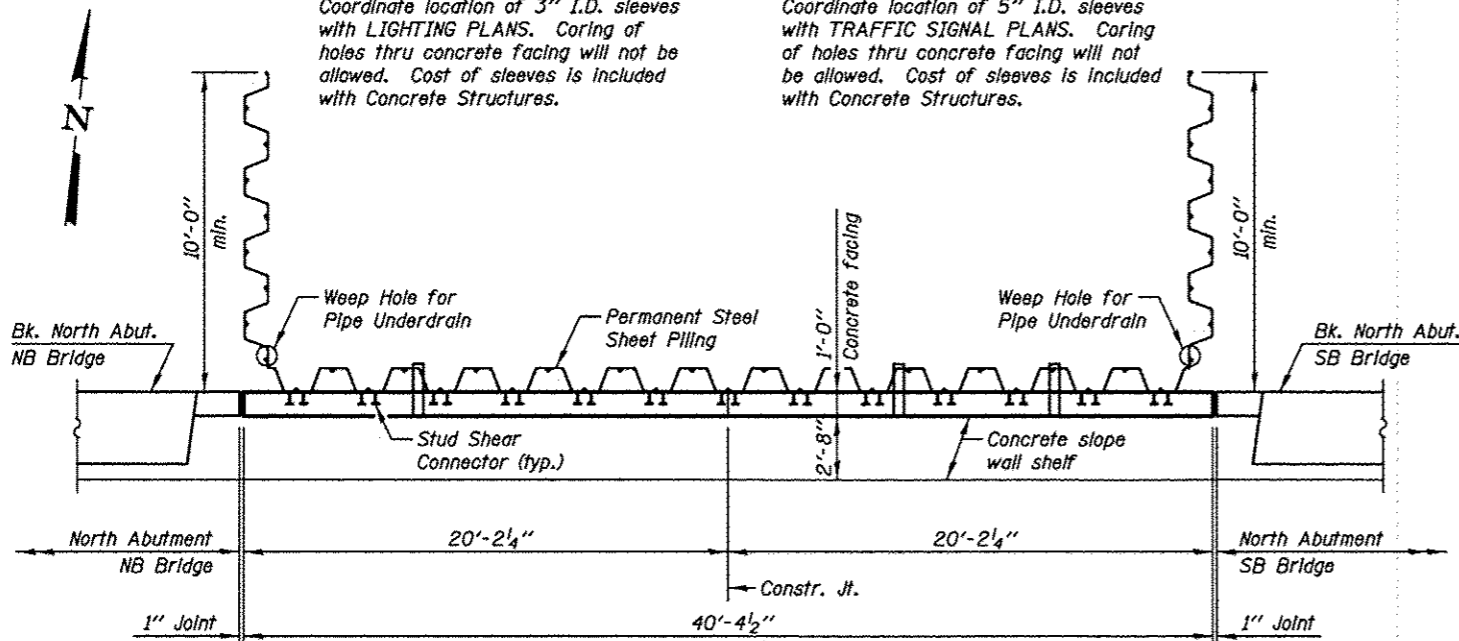
**ELEVATION - SOUTH FACE**  
(Looking North)

**NOTE B**

Coordinate location of 3" I.D. sleeves with LIGHTING PLANS. Coring of holes thru concrete facing will not be allowed. Cost of sleeves is included with Concrete Structures.

**NOTE A**

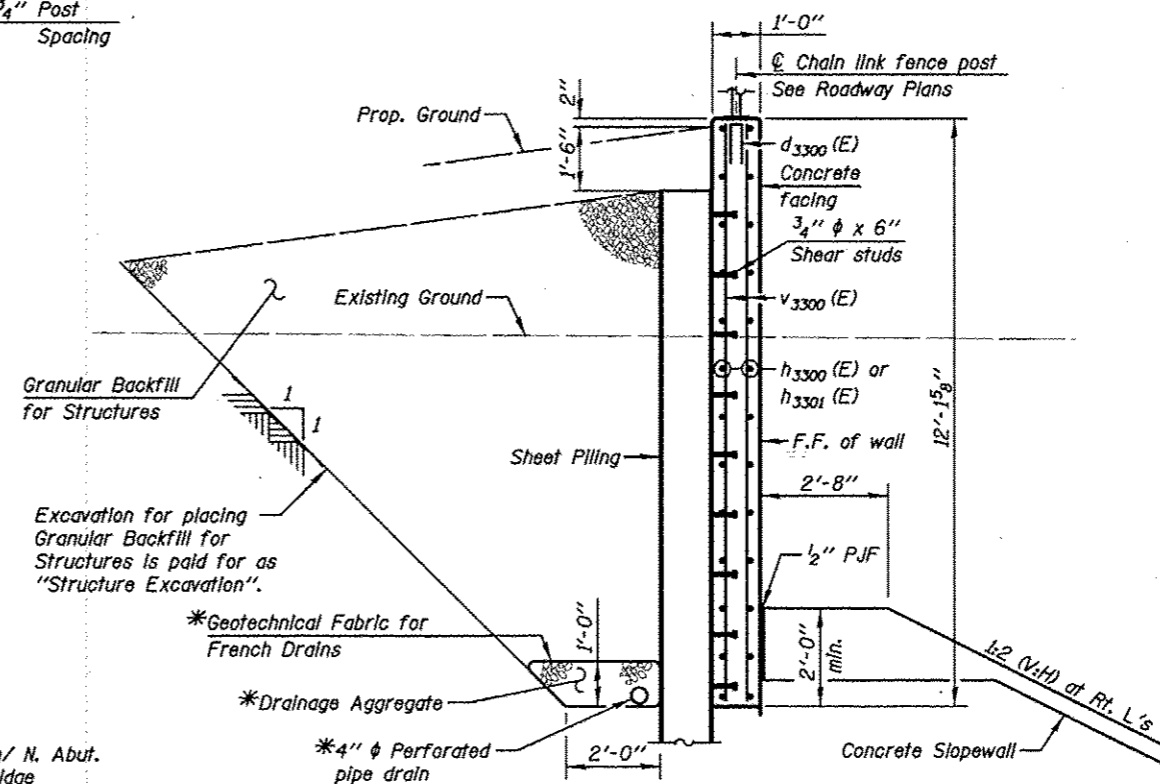
Coordinate location of 5" I.D. sleeves with TRAFFIC SIGNAL PLANS. Coring of holes thru concrete facing will not be allowed. Cost of sleeves is included with Concrete Structures.



**PLAN**

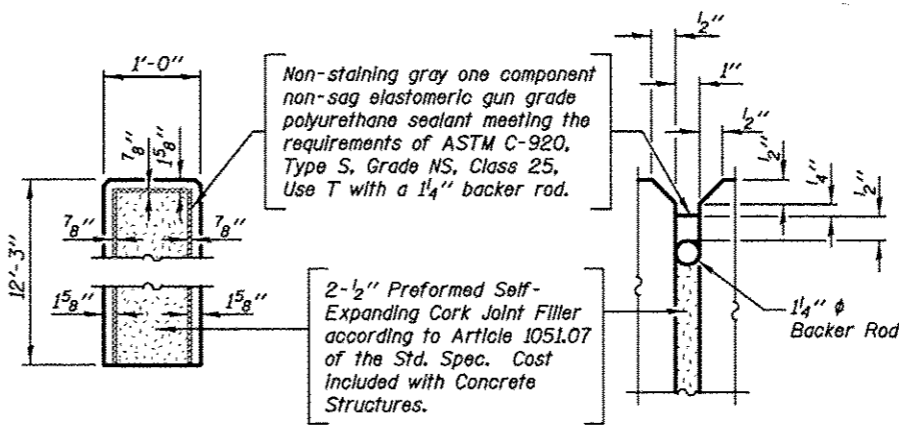
**DESIGN CRITERIA**

Required Section Modulus = 28.6 in<sup>3</sup>/ft  
Minimum Tip Elevation = 698.00

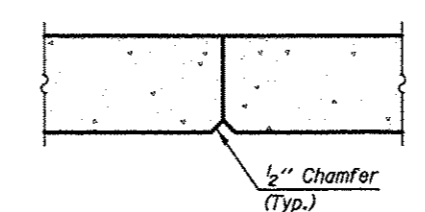


**SECTION THRU SHEET PILING WALL**

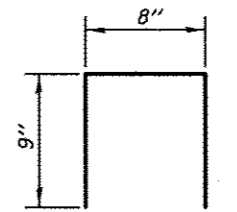
\*Included in the cost of Pipe Underdrains for Structures.



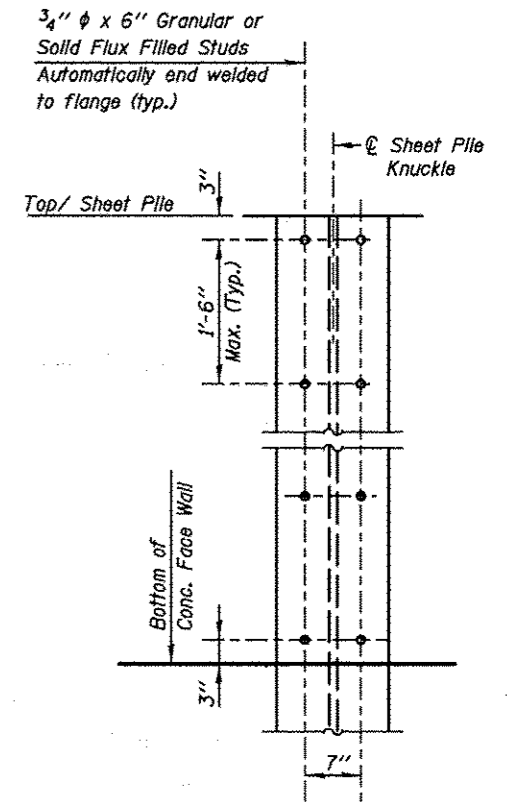
**1" JOINT DETAILS**



**CONSTRUCTION JOINT DETAIL**



**BAR d3300(E)**



**STUD SHEAR CONNECTORS LAYOUT**

**BILL OF MATERIAL**

BAR	NO.	SIZE	LENGTH	SHAPE
d3300(E)	8	#4	2'-2"	□
h3300(E)	52	#5	19'-10"	—
h3301(E)	26	#5	6'-0"	—
v3300(E)	84	#5	11'-9"	—
Structure Excavation			Cu. Yd.	91.0
Concrete Structures			Cu. Yd.	20.0
Stud Shear Connectors			Each	234
Reinforcement Bars, Epoxy Coated			Pound	2280
Permanent Steel Sheet Piling			Sq. Ft.	2183.0
Granular Backfill for Structures			Cu. Yd.	112.0
Pipe Underdrains for Structures 4"			Foot	40.0

**NOTES**

See Sheet SA-45, SA-47 and SA-48 for North Abutment Details.

**MIN. BAR LAP**  
#5 - 2'-5"

**TOLLWAY WALL EW123.3R,WB**

**KNIGHT**  
Engineers & Architects

DESIGNED - WPM  
CHECKED - TB  
SCALE - NONE  
DATE - 10/15/2012

REVISIONS  
DRAWN - TB  
CHECKED - WPM

REVISIONS  
REVISIONS  
REVISIONS  
REVISIONS

STATE OF ILLINOIS  
DEPARTMENT OF TRANSPORTATION

RETAINING WALL - NORTH ABUTMENT  
S.N. 022-2029 (SB) TOLLWAY B.N. 826  
S.N. 022-2030 (NB) TOLLWAY B.N. 825  
SHEET NO. SA-50 OF 63 SHEETS

F.A.P. RTE.	SECTION	COUNTY	TOTAL SHEETS	SHEET NO.
338	(112 & 113) WRS-5	DUPAGE	963	634

CONTRACT NO. 60131  
ILLINOIS FED. AID PROJECT