

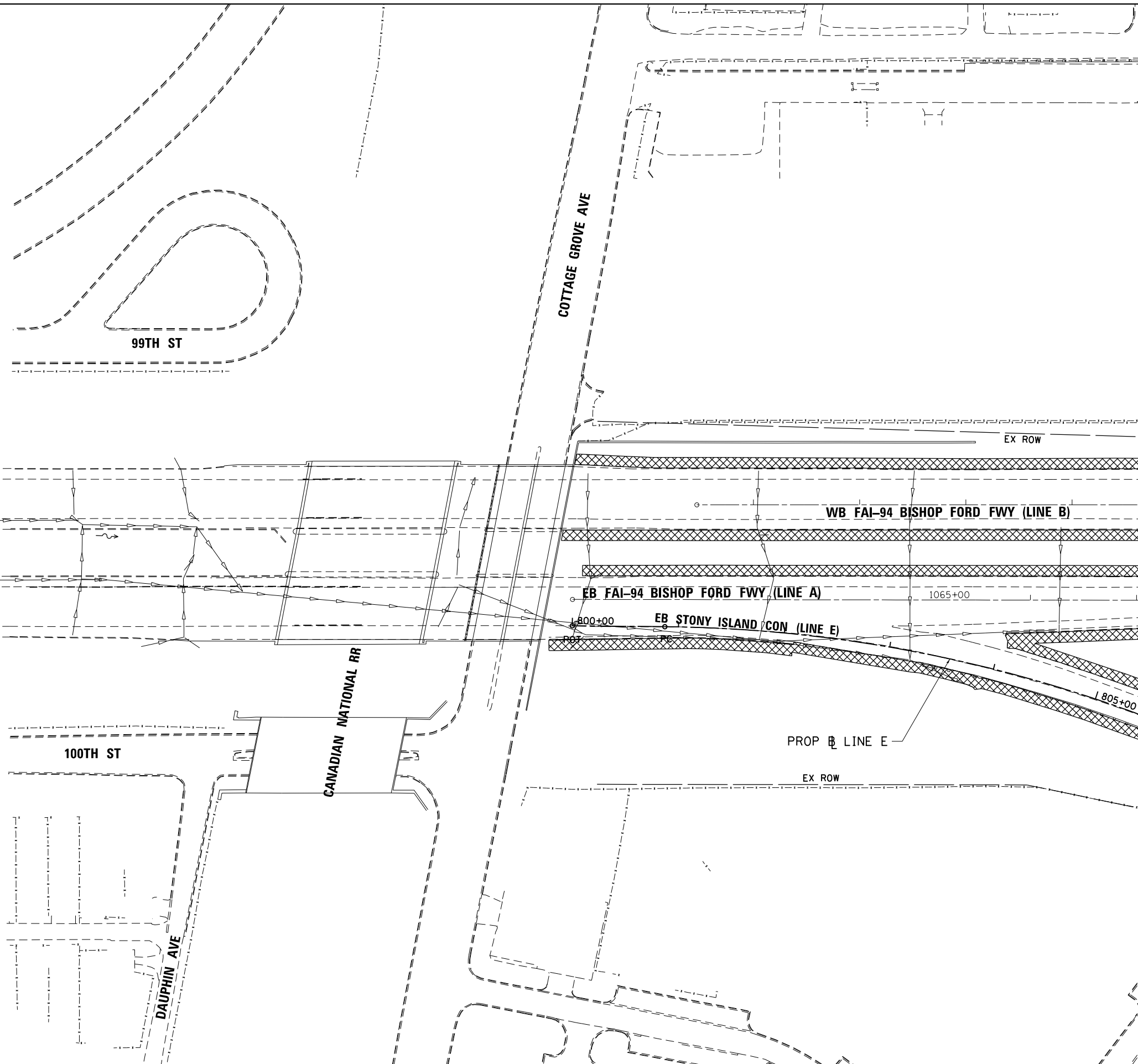


**LEGEND**

 MOW SPECIAL (X2503110)

 MOW CYCLE (K1003660)



MATCHLINE "L"  
SEE SHEET 9 OF 15  
FOR CONTINUATION

BOWMAN, BARRETT & ASSOCIATES INC.  
CONSULTING ENGINEERS  
Chicago, Illinois  
312.228.0100  
www.bbandainc.com



FILE NAME = #FILE#	USER NAME = default	DESIGNED - PTG	REVISED -
		DRAWN - PTG	REVISED -
	PLOT SCALE = #SCALE#	CHECKED - RGR	REVISED -
	PLOT DATE = 3/29/2013	DATE - 03/29/2013	REVISED -

**STATE OF ILLINOIS  
DEPARTMENT OF TRANSPORTATION**

**MOWING PLAN  
STONY ISLAND CONNECTOR**

SCALE: 1"=50'    SHEET NO. 8 OF 14 SHEETS    STA.    TO STA.

F.A.I. RTE.	SECTION	COUNTY	TOTAL SHEETS	SHEET NO.
94	2012-059-BR	COOK	631	166
CONTRACT NO. 60J12				

ILLINOIS FED. AID PROJECT

S:\1072\05\_CADD\0160J12\_Sheets\0160J12-sh1-mow-08.dgn