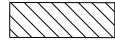

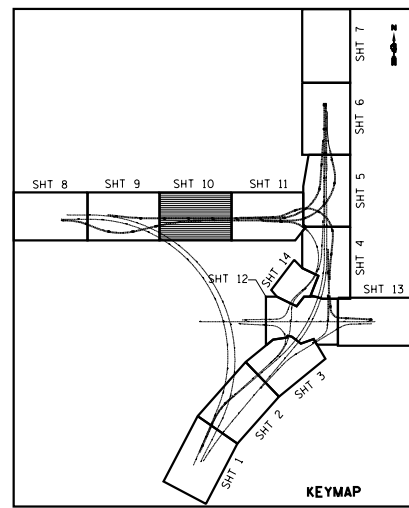


MATCHLINE "M"

MATCHLINE "N"

LEGEND

	MOW SPECIAL (X2503110)
	MOW CYCLE (K1003660)



BOWMAN, BARRETT & ASSOCIATES INC.
 CONSULTING ENGINEERS
 Chicago, Illinois
 312.228.0100
 www.bbandainc.com

FILE NAME =	USER NAME = default	DESIGNED -	PTG	REVISED -	
#FILE#		DRAWN -	PTG	REVISED -	
	PLOT SCALE = #SCALE#	CHECKED -	RGR	REVISED -	
	PLOT DATE = 3/29/2013	DATE -	03/29/2013	REVISED -	

**STATE OF ILLINOIS
 DEPARTMENT OF TRANSPORTATION**

MOWING PLAN STONY ISLAND CONNECTOR			
SCALE: 1"=50'	SHEET NO. 10 OF 14 SHEETS	STA.	TO STA.

F.A.I. RTE.	SECTION	COUNTY	TOTAL SHEETS	SHEET NO.
94	2012-059-BR	COOK	631	168
CONTRACT NO. 60J12				
ILLINOIS FED. AID PROJECT				

S:\1072\05_CADD\01680112_Sheets\01680112_sht-mow-10.dgn