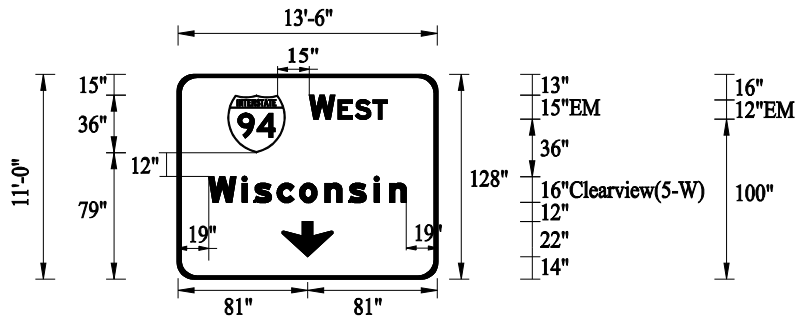


SIGN NUMBER	12
WIDTH x HGHT.	17'-0" x 11'-6"
BORDER WIDTH	2"
CORNER RADIUS	12"
MOUNTING	Overhead
BACKGROUND	TYPE: Reflective (ZZ) COLOR: Green
LEGEND/BORDER	TYPE: Reflective (ZZ) COLOR: WHITE /WHITE

SYMBOL	ROT	X	Y	WID	HT
AR1DOWN	0	89.2	16.5	32.1	22

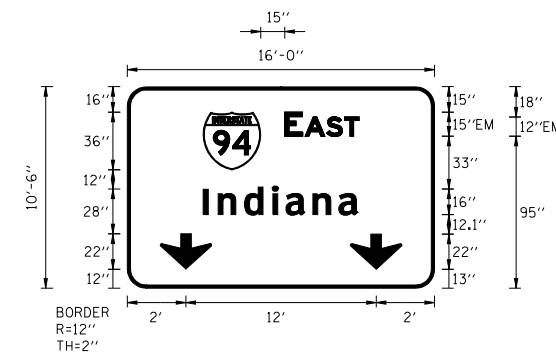
LETTER POSITIONS (X)													LENGTH	SERIES/SIZE				
N	O	R	T	H												E(mod)		
75.3	90.6	103.4	114.5	125.5												60	15,12	
S	t	o	n	y													Clearview Hwy 5-W	
20.7	37	49	64.9	80.1	93.7	109.7	116.6	132.1	140.2	157.2	172.7					162.6	16/12	
A	v	e															Clearview Hwy 5-W	
83.1	101.3	116.8															44.3	16/12



SIGN NUMBER	13
WIDTH x HGHT.	13'-6" x 11'-0"
BORDER WIDTH	2"
CORNER RADIUS	12"
MOUNTING	Overhead
BACKGROUND	TYPE: Reflective (ZZ) COLOR: Green
LEGEND/BORDER	TYPE: Reflective (ZZ) COLOR: White

SYMBOL	ROT	X	Y	WID	HT
M1_1	0	31.1	71	36	36
AR1DOWN	0	62.4	14	31.8	22

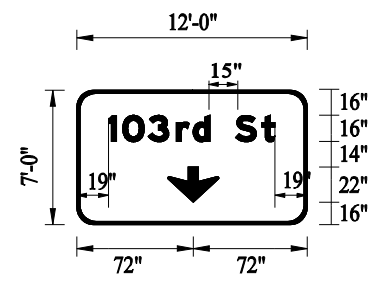
LETTER POSITIONS (X)													LENGTH	SERIES/SIZE				
W	E	S	T														E(mod)	
82.1	100.2	110.9	121.9														48.8	15,12
W	i	s	c	o	n	s	i	n										Clearview (5-W)
19	40	47.9	62	76	91.9	107.1	122.6	132.2									123.5	16/12



SIGN NUMBER	29, 37
WIDTH x HGHT.	16'-0" x 10'-6"
BORDER WIDTH	2"
CORNER RADIUS	12"
MOUNTING	Overhead
BACKGROUND	TYPE: Reflective (ZZ) COLOR: Green
LEGEND/BORDER	TYPE: Reflective (ZZ) COLOR: WHITE /WHITE

SYMBOL	ROT	X	Y	WID	HT
M1_1	0	47.3	74	36	36
AR1DOWN	0	20.6	12	32.1	22
AR2DOWN	0	139.4	11.9	32.1	22

LETTER POSITIONS (X)													LENGTH	SERIES/SIZE				
E	A	S	T														E(mod)	
98.3	111.1	124.7	135.7														46.4	15,12
I	n	d	I	a	n	a												Clearview Hwy 5-W
47.3	66	71.5	88.4	98.6	113.6	129.1											92.3	16/12



SIGN NUMBER	55
WIDTH x HGHT.	12'-0" x 7'-0"
BORDER WIDTH	2"
CORNER RADIUS	12"
MOUNTING	Overhead
BACKGROUND	TYPE: Reflective (ZZ) COLOR: Green
LEGEND/BORDER	TYPE: Reflective (ZZ) COLOR: White/White

SYMBOL	ROT	X	Y	WID	HT
AR1DOWN	0	56.9	14	31.9	22

LETTER POSITIONS (X)													LENGTH	SERIES/SIZE				
1	0	3															E(mod)	
19	29.8	47.1															39.94	16/12
			r	d	S	t												Clearview(5-W)
			66	76.3	100	117.2											65.1	16/12



FILE NAME =	USER NAME = sadhikari	DESIGNED = PWF	REVISED =
...\\D160J12-sht-spmksign.det_01.dgn		DRAWN = PWF	REVISED =
		CHECKED = SA	REVISED =
		DATE = 3/29/2013	REVISED =

STATE OF ILLINOIS
DEPARTMENT OF TRANSPORTATION

OVERHEAD SIGN DETAILS
SCALE: SHEET NO. 14 OF 16 SHEETS STA. TO STA.

F.A.I. RTE.	SECTION	COUNTY	TOTAL SHEETS	SHEET NO.
94	2012-059-BR	COOK	631	242
CONTRACT NO. 60J12			ILLINOIS FED. AID PROJECT	

s:\projects\3810 stony island feeder - bba\project work\cadd sheets\D160J12-sht-spmksign-det_01.dgn