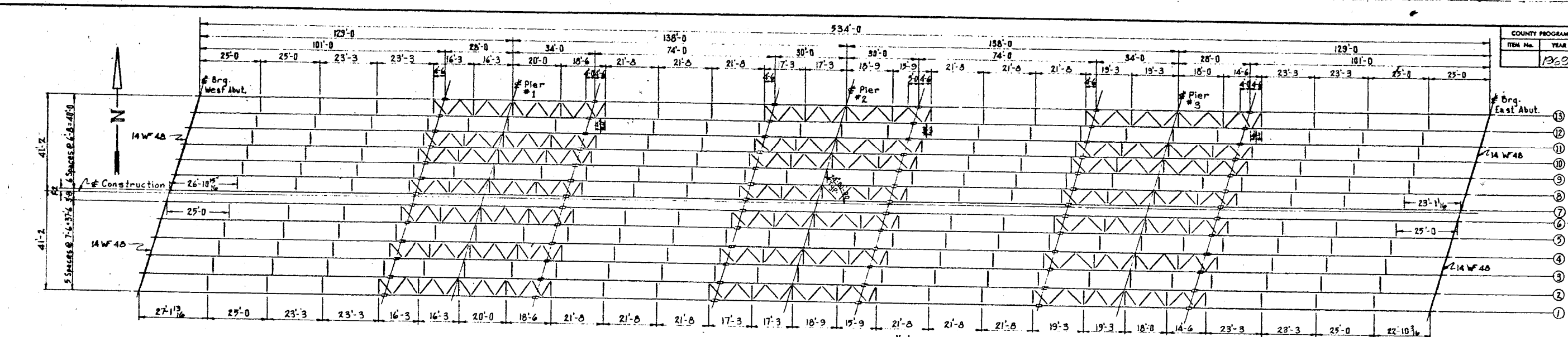
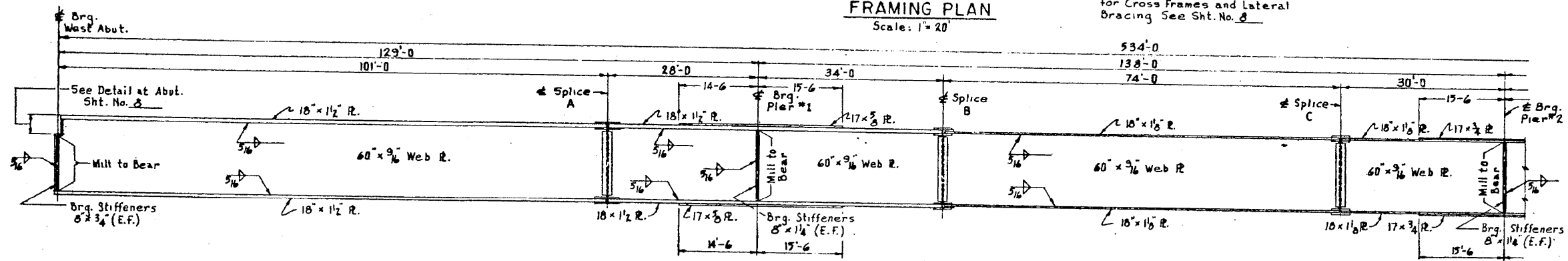


COUNTY PROGRAM	SHEET
ITEM No. YEAR	No.
1369	7

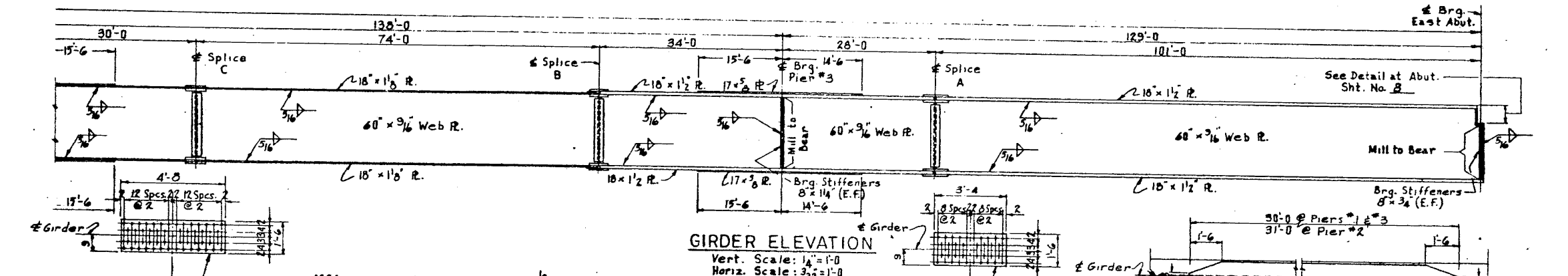


**FRAMING PLAN**  
Scale: 1" = 20'

Note: For Cross Frames and Lateral Bracing See Sht. No. 8



**GIRDER ELEVATION**  
Vert. Scale: 1/4" = 1'-0"  
Horiz. Scale: 3/32" = 1'-0"



**ELEVATION GIRDER SPLICE A**  
Scale: 3/8" = 1'-0"

**ELEVATION GIRDER SPLICE B**  
Scale: 3/8" = 1'-0"

**ELEVATION GIRDER SPLICE C**  
Scale: 3/8" = 1'-0"

**COVER PLATES**  
Scale: 3/8" = 1'-0"

**Structural Steel Notes**

Structural Steel shall be Carbon Steel A-36 and shall conform to A.S.T.M. Specifications Amended to Date.

All Rivets shall be 3/8"  $\phi$ , Open Holes 1 1/8"  $\phi$ , unless otherwise noted.

All Girder Splices shall have Rivet Holes Sub-Punched to 1 1/8"  $\phi$  and Reamed to 1 3/8"  $\phi$ . Before Reaming is done, All Girders of a continuous Unit shall be Assembled in their proper position with or without the Bracing in place. Match Mark and Leave Assembled for Inspection.

As an alternate for Rivets for field connections, the Contractor may elect to use High Tensile Strength bolts as specified in Section 507 of the Standard Specifications and Section 2:10:20 of the A.A.S.H.O. Standard Specifications 1969 as amended.

Welding shall conform to the Specifications of American Welding Society for Highway and Railway Bridges, 1969 Amended to Date.

Contact Surfaces of Shop Welded or Shop Riveted Structural Steel shall not be Painted. See Standard Specifications concerning inaccessible Surfaces. Top of Girders that are to have Concrete poured in contact with them shall not be Painted except over Abutments and Piers. Such Surfaces shall be Painted for a distance of 5 feet each way from Center Line of Bearing.

All Structural Steel shall be painted in accordance with Std. Spec. and Spec. Prov. for Paint Materials and Mixed Paints.

Structural steel shall be inspected by the Illinois Division of Highways before painting.

Anchor bolts shall be set before riveting diaphragms (bolting cross frames) over supports.

Field welding of construction accessories will not be permitted in the bottom of flange of beams or girders nor on the top flange for a distance equal to one-fourth the span length each way from the pier supports. Field welding in other areas will be permitted only when approved by the Engineer.

Notes: Quantities for this Sheet are included in the Bill of Material on Sheet No. 8

**DEPARTMENT OF HIGHWAYS**  
COOK COUNTY, ILLINOIS

GEORGE W. DUNNE  
PRESIDENT BOARD OF COMMISSIONERS

THOMAS G. COYS  
SUPERVISOR

**FRAMING PLAN & GIRDER ELEVATION**  
**STONY ISLAND EXP. CONNECTOR**  
**TO F.A.I. 94 OVER**  
**CHICAGO ROCK ISLAND & PACIFIC R.R.**

DATE	BY	DESCRIPTION	COMPUTED	CHECKED	DESIGNED
6-7-70	Z.S.	Note concerning Structural Steel Painting changed.			
		R.R.S.M.O. 344 Spec. 1945 changed to 1969.			
		Welding Specifications 1965 changed to 1969.			

PROJECT: EBU-EBUG-246 (64)  
SUBMITTED: 2-10-67  
DRAWN: C.M. Clark  
CHECKED: [Signature]

EXAMINED: 3-20-69  
DESIGNED: [Signature]

County Highway	Sheet No.	Total Sheets
174A	174A-0101.2	7

DATE: 7/41/69

3:08:03 PM

3/29/2013

S:\1072\_05\_CADD\Structure\1\_S\0162440\_CADD\_Sheets\062440-60J12-040-F04.dgn

BOWMAN, BARRETT & ASSOCIATES INC.  
CONSULTING ENGINEERS  
Chicago, Illinois  
312.228.0100  
www.bbainc.com

USER NAME =	DESIGNED -	REVISED -
PLOT SCALE =	CHECKED - BAK	REVISED -
PLOT DATE = 03/29/2013	DRAWN -	REVISED -
	CHECKED -	REVISED -

STATE OF ILLINOIS  
DEPARTMENT OF TRANSPORTATION

EXISTING PLANS (FOR INFORMATION ONLY)  
STRUCTURE NO. 016-2440

SHEET NO. S-41 OF S-47 SHEETS

F.A.I. RTE.	SECTION	COUNTY	TOTAL SHEETS	SHEET NO.
94	2012-059-BR	COOK	631	469
CONTRACT NO. 60J12				
ILLINOIS FED. AID PROJECT				