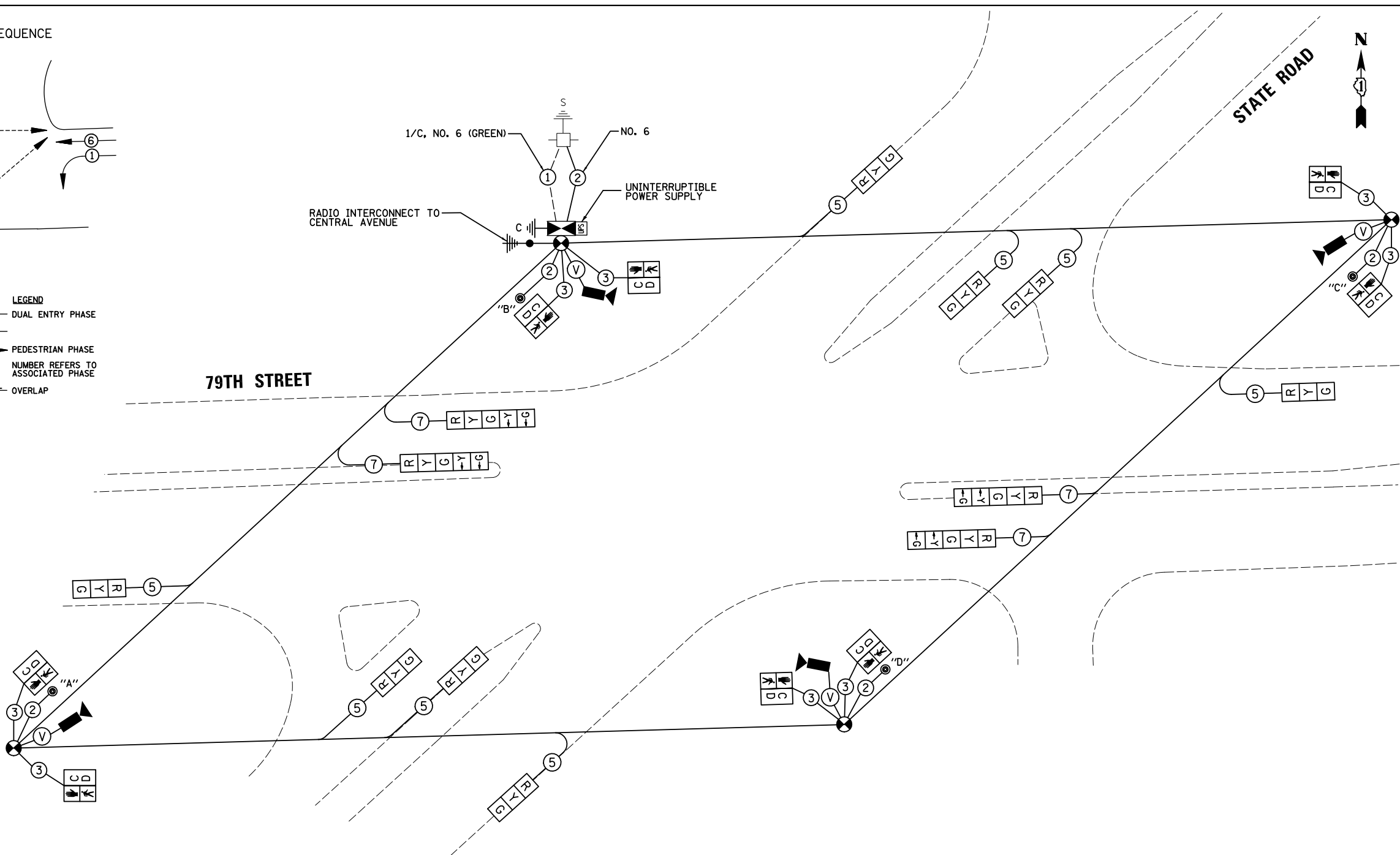
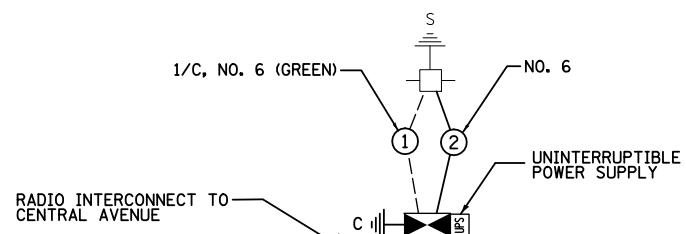
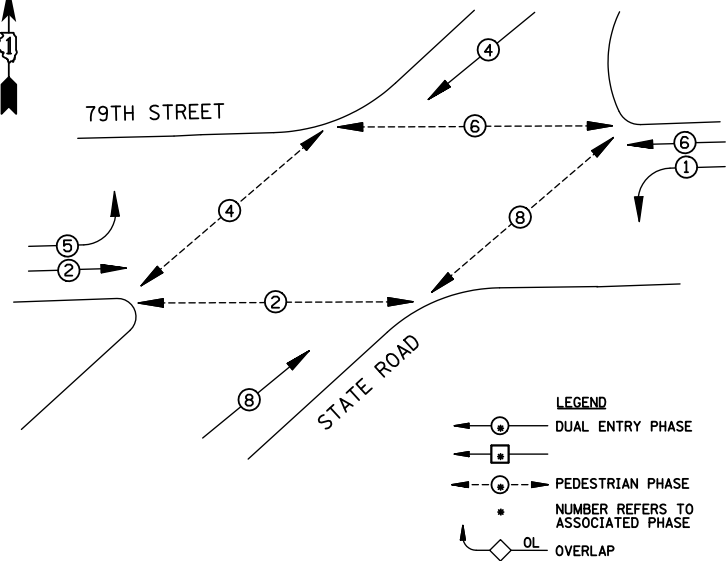




TEMPORARY CONTROLLER SEQUENCE



TEMPORARY CABLE PLAN

- NOTES:**
- PUSHBUTTON "A" SHALL PLACE A CALL IN PHASES 2 AND 4.
 - PUSHBUTTON "B" SHALL PLACE A CALL IN PHASES 4 AND 6.
 - PUSHBUTTON "C" SHALL PLACE A CALL IN PHASES 6 AND 8.
 - PUSHBUTTON "D" SHALL PLACE A CALL IN PHASES 2 AND 8.

NOTE:
THE TRAFFIC SIGNAL CONTROL EQUIPMENT FOR THIS PROJECT SHALL BE "ECONOLITE" TO MATCH THE EXISTING ADJACENT SYSTEM.

I.D.O.T TRAFFIC SIGNAL INSTALLATION ELECTRICAL SERVICE REQUIREMENTS					TOTAL WATTAGE
TYPE	NO. LAMPS	WATTAGE INCAND.	WATTAGE LED	%OPERATION	
SIGNAL (RED)	12	135	17	0.50	102
(YELLOW)	12	135	25	0.25	75
(GREEN)	12	135	15	0.25	45
ARROW	8	135	12	0.10	9.6
PED. SIGNAL	8	90	25	1.00	200
CONTROLLER	1	100	100	1.00	100
ILLUM. SIGN		84		0.05	
FLASHER		135	25	0.50	
ENERGY COSTS TO: CITY OF BURBANK 6530 W. 79TH STREET BURBANK, IL 60459					TOTAL = 531.6
ENERGY SUPPLY CONTACT: DARRYL BELL PHONE: (630) 985-0410 COMPANY: COMED					

FILE NAME = \MICROST\352184\ 79TH & STATE TEMP CAB.DGN	USER NAME = JGC	DESIGNED - KK	REVISED -
		DRAWN - RDS/JGC	REVISED -
		CHECKED - BPT	REVISED -
		DATE - 12-6-12	REVISED -

**STATE OF ILLINOIS
DEPARTMENT OF TRANSPORTATION**

SCALE: N.T.S.				SHEET NO. OF SHEETS STA. TO STA.			
TEMPORARY CABLE PLAN AND PHASE DESIGNATION DIAGRAM 79TH STREET AT STATE ROAD							

PREPARED BY: CEMCON, Ltd. Consulting Engineers, Land Surveyors & Planners 2280 White Oak Circle, Suite 100 Aurora, Illinois 60504-9675 Ph: 630.862.2100 Fax: 630.862.2199 E-Mail: codd@cemcon.com Website: www.cemcon.com				
F.A.U. RTE.	SECTION	COUNTY	TOTAL SHEETS	SHEET NO.
1548	(461-Y) TS	COOK	24	13
CONTRACT NO. 60T94				
FED. ROAD DIST. NO. ILLINOIS FED. AID PROJECT				