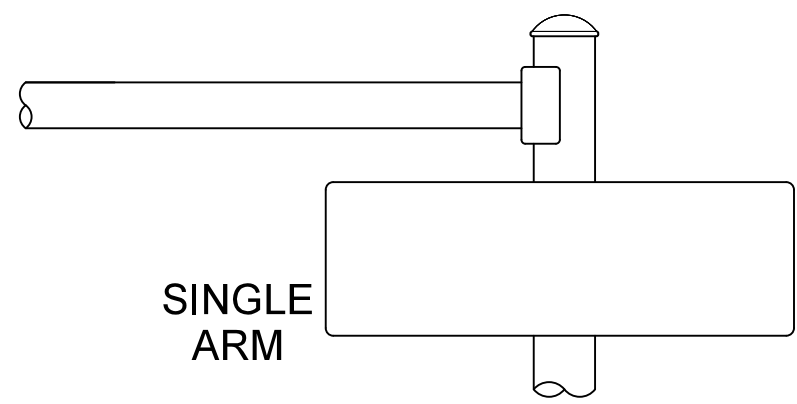
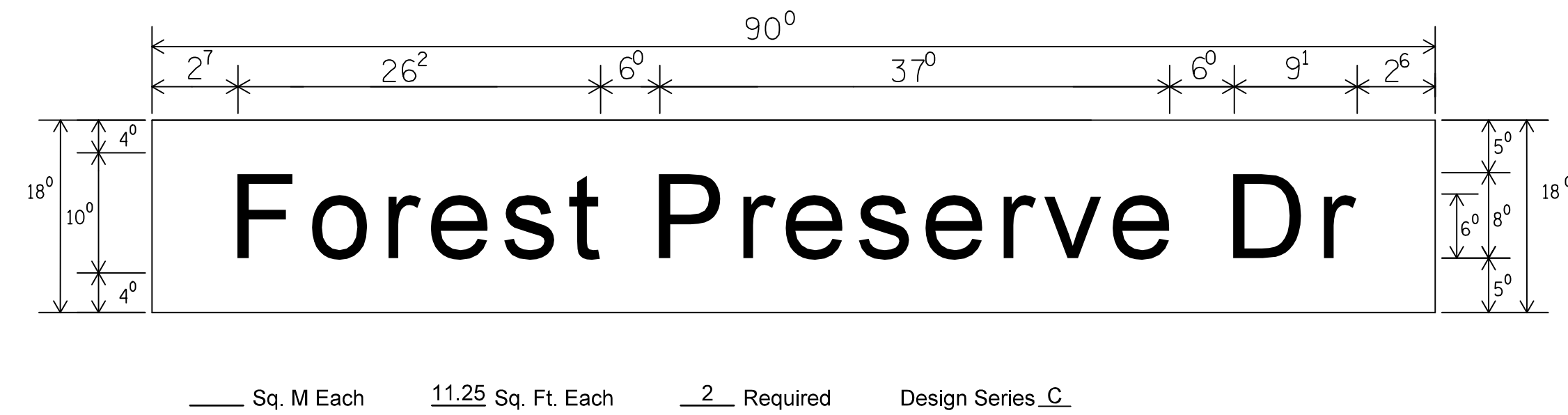
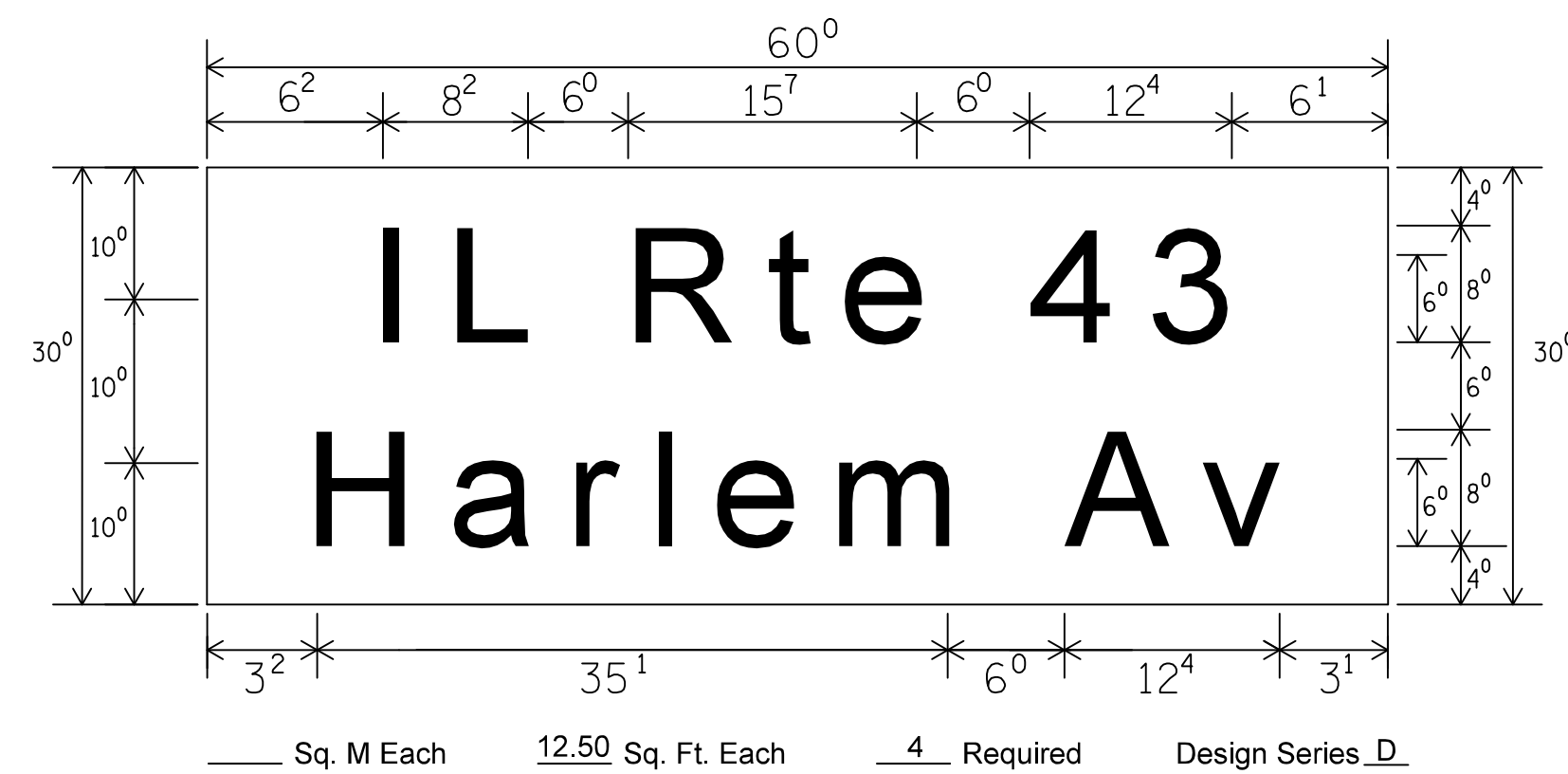
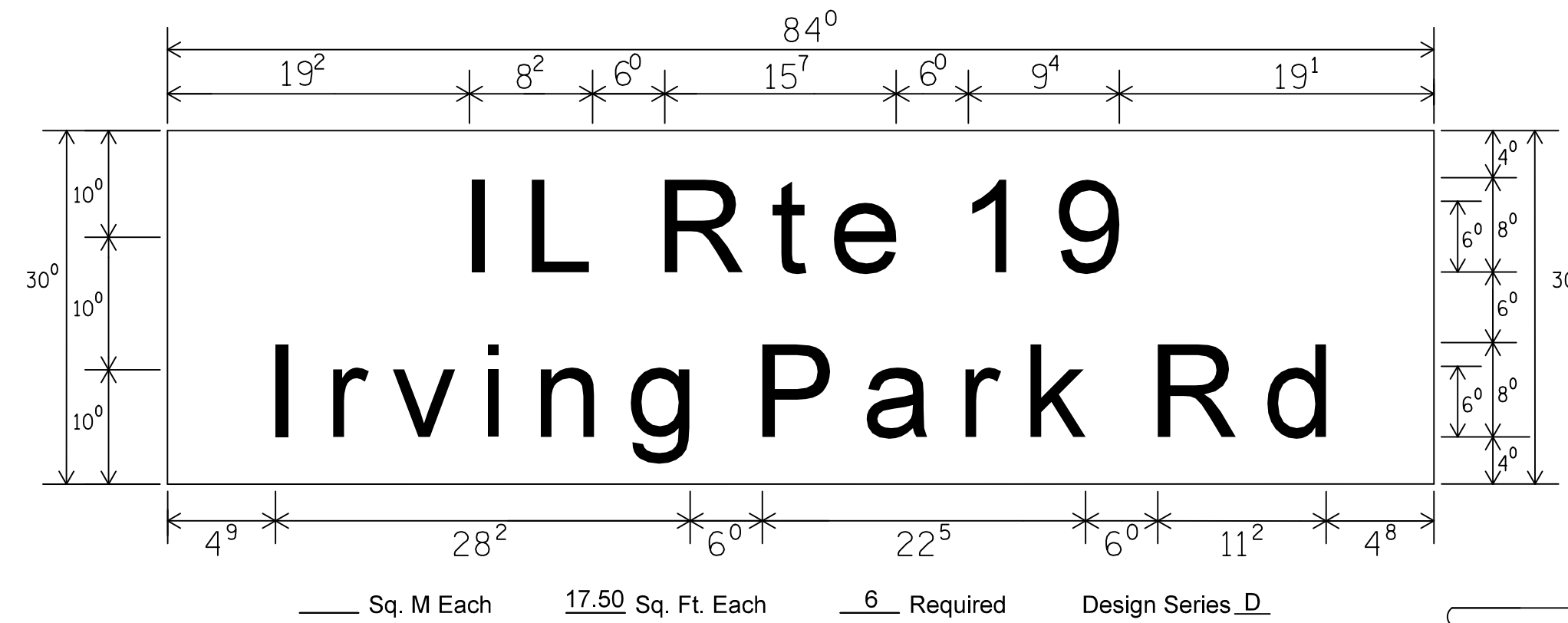
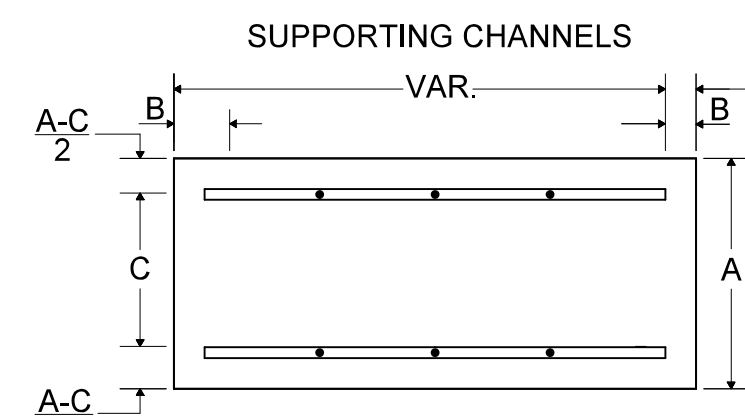


PANEL SIGN DESIGN TYPE 2



SIGNFIX ALUMINUM CHANNEL FRAMING SYSTEM shall be used. See Note #5.



| A | B | C |
|-----|----|-----|
| 18" | 2" | 12" |
| 30" | 2" | 22" |

EXAMPLE, 2³ DENOTES 3/8"

UPPER TO LOWER CASE
SPACING CHART 8-6 INCH SERIES "C & D"

| SERIES | SECOND LETTER | | | | | | | | | | | | | | | |
|---------|----------------|----------------|----------------|----------------|----------------|----------------|----------------|----------------|----------------|----------------|----------------|----------------|----------------|----------------|----------------|----------------|
| | a c c d e | | b h i k | | f w | | j | | s t | | v y | | x | | z | |
| | g o q | l m n p r u | | | | | | | | | | | | | | |
| A W X | 1 ² | 1 ⁴ | 1 ⁴ | 1 ⁵ | 1 ² | 1 ⁴ | 0 ⁶ | 1 ⁰ | 1 ¹ | 1 ⁴ | 0 ⁶ | 1 ⁰ | 1 ¹ | 1 ² | 1 ² | 1 ⁴ |
| B | 1 ⁴ | 1 ⁵ | 2 ⁰ | 2 ¹ | 1 ⁴ | 1 ⁵ | 1 ¹ | 1 ² | 1 ⁴ | 1 ⁵ | 1 ² | 1 ⁴ | 1 ² | 1 ⁴ | 1 ⁶ | 1 ⁷ |
| C E G | 1 ⁴ | 1 ⁵ | 2 ⁰ | 2 ¹ | 1 ² | 1 ⁴ | 0 ⁶ | 1 ⁰ | 1 ² | 1 ⁴ | 1 ² | 1 ⁴ | 1 ⁴ | 1 ⁵ | 1 ⁴ | 1 ⁵ |
| D O Q R | 1 ⁴ | 1 ⁵ | 2 ⁰ | 2 ¹ | 1 ⁴ | 1 ⁵ | 0 ⁶ | 1 ⁰ | 1 ² | 1 ⁴ | 1 ² | 1 ⁴ | 1 ⁴ | 1 ⁵ | 1 ⁴ | 1 ⁵ |
| F | 0 ⁵ | 0 ⁶ | 1 ⁴ | 1 ⁵ | 0 ⁶ | 1 ⁰ | 0 ⁵ | 0 ⁶ | 0 ⁶ | 1 ⁰ | 0 ⁶ | 1 ⁰ | 0 ⁶ | 1 ⁰ | 1 ¹ | 1 ² |
| H I M N | 2 ⁰ | 2 ¹ | 2 ² | 2 ⁴ | 2 ⁰ | 2 ¹ | 1 ⁴ | 1 ⁵ | 1 ⁶ | 1 ⁷ | 1 ⁶ | 1 ⁷ | 2 ⁰ | 2 ¹ | 2 ⁰ | 2 ¹ |
| J U | 2 ⁰ | 2 ¹ | 2 ⁰ | 2 ¹ | 1 ⁶ | 1 ⁷ | 1 ⁴ | 1 ⁵ | 1 ⁶ | 1 ⁷ | 1 ⁶ | 1 ⁷ | 1 ⁶ | 1 ⁷ | 2 ⁰ | 2 ¹ |
| K L | 1 ¹ | 1 ² | 1 ⁶ | 1 ⁷ | 1 ¹ | 1 ² | 0 ⁵ | 0 ⁶ | 1 ¹ | 1 ² | 1 ¹ | 1 ² | 1 ¹ | 1 ² | 1 ² | 1 ⁴ |
| P | 1 ² | 1 ⁴ | 1 ⁴ | 1 ⁵ | 1 ² | 1 ⁴ | 0 ⁵ | 0 ⁶ | 1 ¹ | 1 ² | 1 ¹ | 1 ² | 1 ² | 1 ⁴ | 1 ² | 1 ⁴ |
| S | 1 ² | 1 ⁴ | 1 ⁶ | 1 ⁷ | 1 ² | 1 ⁴ | 0 ⁶ | 1 ⁰ | 1 ² | 1 ⁴ | 1 ² | 1 ⁴ | 1 ² | 1 ⁴ | 1 ² | 1 ⁴ |
| T | 1 ¹ | 1 ² | 1 ⁶ | 1 ⁷ | 0 ⁶ | 1 ⁰ | 0 ⁶ | 1 ⁰ | 1 ¹ | 1 ² | 1 ¹ | 1 ² | 1 ¹ | 1 ² | 1 ² | 1 ⁴ |
| V | 0 ⁶ | 1 ⁰ | 1 ⁴ | 1 ⁵ | 1 ¹ | 1 ² | 0 ⁶ | 1 ⁰ | 1 ² | 1 ⁴ | 1 ² | 1 ⁴ | 1 ² | 1 ⁴ | 1 ² | 1 ⁴ |
| Y | 0 ⁵ | 0 ⁶ | 1 ⁴ | 1 ⁵ | 0 ⁶ | 1 ⁰ | 0 ⁵ | 0 ⁶ | 0 ⁵ | 0 ⁷ | 0 ⁵ | 0 ⁶ | 0 ⁶ | 1 ⁰ | 1 ¹ | 1 ² |
| Z | 1 ⁶ | 1 ⁷ | 2 ² | 2 ⁴ | 1 ⁶ | 1 ⁷ | 1 ² | 1 ⁴ | 1 ⁶ | 1 ⁷ | 1 ⁶ | 1 ⁷ | 1 ⁶ | 1 ⁷ | 2 ⁰ | 2 ¹ |

LOWER CASE TO LOWER CASE
SPACING CHART 6 INCH SERIES "C" & "D"

| SERIES | SECOND LETTER | | | | | | | | | | | | | | | |
|--------|---------------|-------------|---------|--|-----|--|---|--|-----|--|-----|--|---|--|---|--|
| | a c c d e | | b h i k | | f w | | j | | s t | | v y | | x | | z | |
| | g o q | l m n p r u | | | | | | | | | | | | | | |
| F | | | | | | | | | | | | | | | | |
| I | | | | | | | | | | | | | | | | |
| R | | | | | | | | | | | | | | | | |
| S | | | | | | | | | | | | | | | | |
| T | | | | | | | | | | | | | | | | |
| L | | | | | | | | | | | | | | | | |
| E | | | | | | | | | | | | | | | | |
| T | | | | | | | | | | | | | | | | |
| E | | | | | | | | | | | | | | | | |
| R | | | | | | | | | | | | | | | | |

NUMBER TO NUMBER
SPACING CHART 8 INCH SERIES "C" & "D"

| SERIES | SECOND NUMBER | | | | | | | | | | | | | | | | | | | |
|--------|----------------|----------------|----------------|----------------|----------------|----------------|----------------|----------------|----------------|----------------|----------------|----------------|----------------|----------------|----------------|----------------|----------------|----------------|----------------|----------------|
| | 0 | | 1 | | 2 | | 3 | | 4 | | 5 | | 6 | | 7 | | 8 | | 9 | |
| | C | D | C | D | C | D | C | D | C | D | C | D | C | D | C | D | C | D | C | D |
| 0 9 | 1 ⁶ | 1 ⁷ | 1 ⁶ | 1 ⁷ | 1 ⁴ | 1 ⁵ | 1 ² | 1 ⁴ | 1 ⁴ | 1 ⁵ | 1 ⁴ | 1 ⁵ | 1 ⁶ | 1 ⁷ | 1 ² | 1 ⁴ | 1 ⁶ | 1 ⁷ | 1 ⁶ | 1 ⁷ |
| 1 | 2 ⁰ | 2 ¹ | 2 ⁰ | 2 ¹ | 2 ⁰ | 2 ¹ | 1 ⁶ | 1 ⁷ | 1 ⁴ | 1 ⁵ | 2 ⁰ | 2 ¹ | 2 ⁰ | 2 ¹ | 1 ⁴ | 1 ⁵ | 2 ⁰ | 2 ¹ | 2 ⁰ | 2 ¹ |
| 2 3 4 | 1 ⁴ | 1 ⁵ | 1 ⁴ | 1 ⁵ | 1 ⁴ | 1 ⁵ | 1 ² | 1 ⁴ | 1 ² | 1 ⁴ | 1 ⁴ | 1 ⁵ | 1 ⁴ | 1 ⁵ | 1 ¹ | 1 ² | 1 ⁶ | 1 ⁷ | 1 ⁴ | 1 ⁵ |
| 5 | 1 ⁴ | 1 ⁵ | 1 ⁴ | 1 ⁵ | 1 ⁴ | 1 ⁵ | 1 ¹ | 1 ² | 1 ¹ | 1 ² | 1 ⁴ | 1 ⁵ | 1 ⁴ | 1 ⁵ | 1 ¹ | 1 ² | 1 ⁴ | 1 ⁵ | 1 ⁴ | 1 ⁵ |
| 6 | 1 ⁶ | 1 ⁷ | 1 ⁴ | 1 ⁵ | 1 ⁴ | 1 ⁵ | 1 ² | 1 ⁵ | 1 ² | 1 ⁴ | 1 ⁴ | 1 ⁵ | 1 ⁴ | 1 ⁵ | 1 ¹ | 1 ² | 1 ⁴ | 1 ⁵ | 1 ⁴ | 1 ⁵ |
| 7 | 1 ² | 1 ⁴ | 1 ² | 1 ⁴ | 1 ⁴ | 1 ⁵ | 1 ² | 1 ⁵ | 0 ⁵ | 0 ⁶ | 1 ² | 1 ⁴ | 1 ⁴ | 1 ⁵ | 1 ¹ | 1 ² | 1 ⁴ | 1 ⁵ | 1 ² | 1 ⁴ |
| 8 | 1 ⁶ | 1 ⁷ | 1 ⁶ | 1 ⁷ | 1 ⁴ | 1 ⁵ | 1 ² | 1 ⁵ | 1 ² | 1 ⁴ | 1 ⁴ | 1 ⁵ | 1 ⁶ | 1 ⁷ | 1 ² | 1 ⁴ | 1 ⁶ | 1 ⁷ | 1 ⁴ | 1 ⁵ |

UPPER AND LOWER CASE
LETTER WIDTHS

| LETTERS | 6 INCH UPPER CASE LETTERS | | 8 INCH UPPER CASE LETTERS | | LETTERS | 6 INCH LOWER CASE LETTERS | |
|---------|---------------------------|----------------|---------------------------|----------------|---------|---------------------------|----------------|
| | SERIES | | SERIES | | | SERIES | |
| | C | D | C | D | | C | D |
| A | 3 ⁶ | 5 ⁰ | 5 ⁰ | 6 ⁵ | a | 3 ⁵ | 4 ² |
| B | 3 ² | 4 ⁰ | 4 ³ | 5 ³ | b | 3 ⁵ | 4 ² |
| C | 3 ² | 4 ⁰ | 4 ³ | 5 ³ | c | 3 ⁵ | 4 ¹ |
| D | 3 ² | 4 ⁰ | 4 ³ | 5 ³ | d | 3 ⁵ | 4 ² |
| E | 3 ⁰ | 3 ⁵ | 4 ⁰ | 4 ⁷ | e | 3 ⁵ | 4 ² |
| F | 3 ⁰ | 3 ⁵ | 4 ⁰ | 4 ⁷ | f | 2 ³ | 2 ⁶ |
| G | 3 ² | 4 ⁰ | 4 ³ | 5 ³ | g | 3 ⁵ | 4 ² |
| H | 3 ² | 4 ⁰ | 4 ³ | 5 ³ | h | 3 ⁵ | 4 ² |
| I | 0 ⁷ | 0 ⁷ | 1 ¹ | 1 ² | i | 1 ¹ | 1 ¹ |
| J | 3 ⁰ | 3 ⁶ | 4 ⁰ | 5 ⁰ | j | 2 ⁰ | 2 ² |
| K | 3 ² | 4 ¹ | 4 ³ | 5 ⁴ | k | 3 ⁵ | 4 ² |
| L | 3 ⁰ | 3 ⁵ | 4 ⁰ | 4 ⁷ | l | 1 ¹ | 1 ¹ |
| M | 3 ⁷ | 4 ⁵ | 5 ¹ | 6 ¹ | m | 6 ⁰ | 7 ⁰ |
| N | 3 ² | 4 ⁰ | 4 ³ | 5 ³ | n | 3 ⁵ | 4 ² |
| O | 3 ⁴ | 4 ² | 4 ⁵ | 5 ⁵ | o | 3 ⁶ | 4 ³ |
| P | 3 ² | 4 ⁰ | 4 ³ | 5 ³ | p | 3 ⁵ | 4 ² |
| Q | 3 ⁴ | 4 ² | 4 ⁵ | 5 ⁵ | q | 3 ⁵ | 4 ² |
| R | 3 ² | 4 ⁰ | 4 ³ | 5 ³ | r | 2 ⁶ | 3 ² |
| S | 3 ² | 4 ⁰ | 4 ³ | 5 ³ | s | 3 ⁶ | 4 ² |
| T | 3 ⁰ | 3 ⁵ | 4 ⁰ | 4 ⁷ | t | 2 ⁷ | 3 ² |
| U | 3 ² | 4 ⁰ | 4 ³ | 5 ³ | u | 3 ⁵ | 4 ² |
| V | 3 ⁵ | 4 ⁴ | 4 ⁷ | 6 ⁰ | v | 4 ² | 4 ⁷ |
| W | 4 ⁴ | 5 ² | 6 ⁰ | 7 ⁰ | w | 5 ⁵ | 6 ⁴ |
| X | 3 ⁴ | 4 ⁰ | 4 ⁵ | 5 ³ | x | 4 ⁴ | 5 ¹ |
| Y | 3 ⁶ | 5 ⁰ | 5 ⁰ | 6 ⁶ | y | 4 ⁶ | 5 ³ |
| Z | 3 ² | 4 ⁰ | 4 ³ | 5 ³ | z | 3 ⁶ | 4 ³ |

| NUMBER | 6 INCH SERIES | | 8 INCH SERIES | |
|--------|----------------|----------------|----------------|----------------|
| | C | D | C | D |
| 1 | 1 ² | 1 ⁴ | 1 ⁵ | 2 ⁰ |
| 2 | 3 ² | 4 ⁰ | 4 ³ | 5 ³ |
| 3 | 3 ² | 4 ⁰ | 4 ³ | 5 ³ |
| 4 | 3 ⁵ | 4 ⁰ | 4 ⁷ | 5 ⁷ |
| 5 | 3 ² | 4 ⁰ | 4 ³ | 5 ³ |
| 6 | 3 ² | 4 ⁰ | 4 ³ | 5 ³ |
| 7 | 3 ² | 4 ⁰ | 4 ³ | 5 ³ |
| 8 | 3 ² | 4 ⁰ | 4 ³ | 5 ³ |
| 9 | 3 ² | 4 ⁰ | 4 ³ | 5 ³ |
| 0 | 3 ⁴ | 4 ² | 4 ⁵ | 5 ⁵ |

NOTE: SIGN DIMENSIONS ARE IN ENGLISH UNITS.

GENERAL NOTES

- WHERE MAST ARM MOUNTED STREET NAME SIGNS ARE SPECIFIED, THE MAST ARM ASSEMBLY AND POLES SHALL BE DESIGNED TO SUPPORT THE LOADINGS CALLED FOR ON STANDARDS 877001, 877002, 877006, 877011, AND 877012, AS APPLICABLE, PLUS TWO (2) SIGN PANELS 2'-6" x 8'-0" MOUNTED AS SHOWN. THE DESIGN SHALL BE IN ACCORDANCE WITH THE REQUIREMENTS OF THE CURRENT "STANDARD SPECIFICATIONS FOR STRUCTURAL SUPPORTS FOR HIGHWAY SIGNS, LUMINAIRES, AND TRAFFIC SIGNALS" AS PUBLISHED BY THE AMERICAN ASSOCIATION OF STATE HIGHWAY AND TRANSPORTATION OFFICIALS FOR 80 M.P.H. WIND VELOCITY.
- ALL SIGNS SHALL HAVE A WHITE REFLECTORIZED LEGEND AND BORDER ON A GREEN REFLECTORIZED BACKGROUND, TYPE A SHEETING.
- THE SIGN LENGTH SHOULD BE INCREASED IN 6-INCH INCREMENTS, BUT THE OVERALL LENGTH SHOULD NOT EXCEED 8'-0".
- ALL BORDERS SHALL BE 3/4" WIDE AND CORNER RADIUS SHALL BE 2/4".
- SIGNFIX ALUMINUM CHANNEL FRAMING SYSTEM SHALL BE USED FOR ALL SIGNS ATTACHED TO SIGNAL POLES AND POSTS. LOCAL SUPPLIERS OF THE SIGNFIX ALUMINUM CHANNEL FRAMING SYSTEM ARE:

- J.O. HERBERT CO. MIDLOTHIAN, VA.
- WESTERN REMAC INC. WOODRIDGE, IL.

PARTS LISTING:

| | |
|--------------|---|
| SIGN CHANNEL | PART #HPN053 (MED. CHANNEL) |
| SIGN SCREWS | 1/4" x 14 x 1" H.W.H. #3 |
| BRACKETS | SELF TAPPING WITH NEOPRENE WASHER |
| | PART #HPN034 (UNIVERSAL) |
| | CHANNEL CLAMPS WITH STAINLESS STEEL STRAPPING |

OTHER BRANDS OF MOUNTING HARDWARE ARE ACCEPTABLE, BASED UPON THE DEPARTMENT'S APPROVAL AND COMPATIBILITY WITH THE CHANNEL/BRACKET OF THE ABOVE PRODUCT.



| | | |
|-----------------------------|-------------------|-----------|
| USER NAME = mfb | DESIGNED - BRD | REVISED - |
| | DRAWN - MFB | REVISED - |
| PLOT SCALE = 50.0000' / in. | CHECKED - JJE | REVISED - |
| PLOT DATE = 3/20/2013 | DATE - 03/21/2013 | REVISED - |

STATE OF ILLINOIS
DEPARTMENT OF TRANSPORTATION

| | |
|---|--------------------------------------|
| DISTRICT 1 MAST ARM MOUNTED STREET NAME SIGN DETAIL | |
| NO SCALE | SHEET NO. 1 OF 1 SHEETS STA. TO STA. |

| | | | | |
|---------------------------|--------------------|-------------|-----------------|--------------|
| F.A.P. RTE. 0348 | SECTION 2012-041TS | COUNTY COOK | TOTAL SHEETS 34 | SHEET NO. 34 |
| CONTRACT NO. 60T97 | | | | |
| ILLINOIS FED. AID PROJECT | | | | |