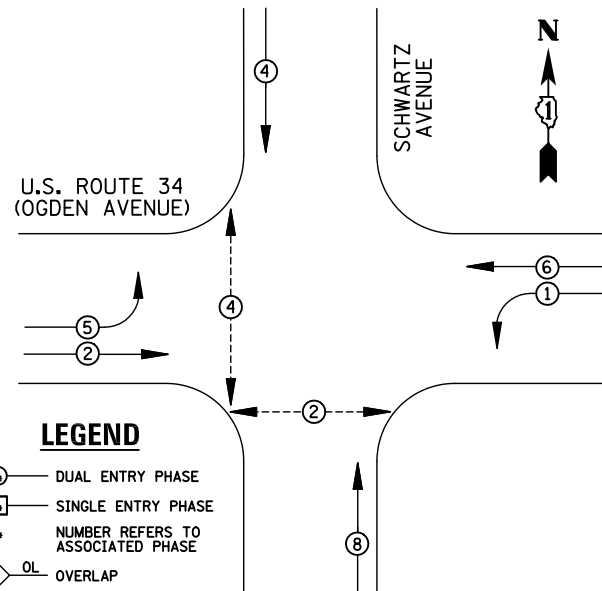
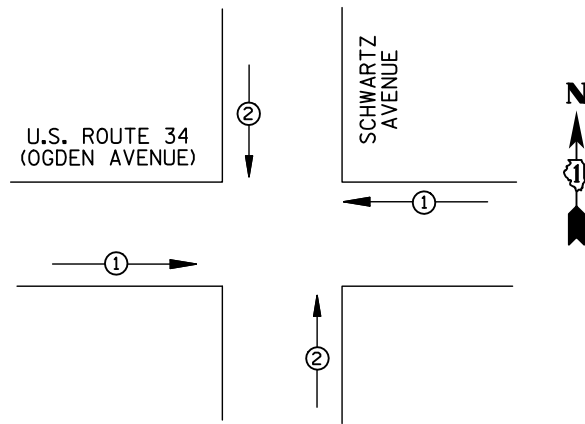


**EXISTING CONTROLLER SEQUENCE**



**EXISTING PHASE DESIGNATION DIAGRAM**



EMERGENCY VEHICLE PREEMPTORS		
EMERGENCY VEHICLE PREEMPTOR	1	2
MOVEMENT	← →	↑ ↓

**EMERGENCY VEHICLE PREEMPTION SEQUENCE**

I.D.O.T TRAFFIC SIGNAL INSTALLATION ELECTRICAL SERVICE REQUIREMENTS					TOTAL WATTAGE
TYPE	NO. LAMPS	WATTAGE INCAND. LED	%OPERATION		
SIGNAL (RED)	14	135 17	0.50		119
(YELLOW)	14	135 25	0.25		87.5
(GREEN)	14	135 15	0.25		52.5
ARROW	8	135 12	0.10		9.6
PED. SIGNAL	4	90 25	1.00		100
CONTROLLER	1	100 100	1.00		100
ILLUM. SIGN		84	0.05		
FLASHER		135 25	0.50		
ENERGY COSTS TO: ILLINOIS DEPARTMENT OF TRANSPORTATION 201 WEST CENTER COURT SCHAUMBURG, IL 60196-1096				TOTAL =	468.6
ENERGY SUPPLY	CONTACT: X				
	PHONE: X				
	COMPANY: X				
FILE NAME = MICROST\352105\ 32-11825.DGN	USER NAME = JGC	DESIGNED - BPT	REVISED -		
		DRAWN - JGC/RDS	REVISED -		
	PLOT SCALE = NOT TO SCALE	CHECKED - BPT	REVISED -		
	PLOT DATE = X	DATE - 03-22-13	REVISED -		

**REMOVAL OF EXISTING TRAFFIC SIGNAL EQUIPMENT**

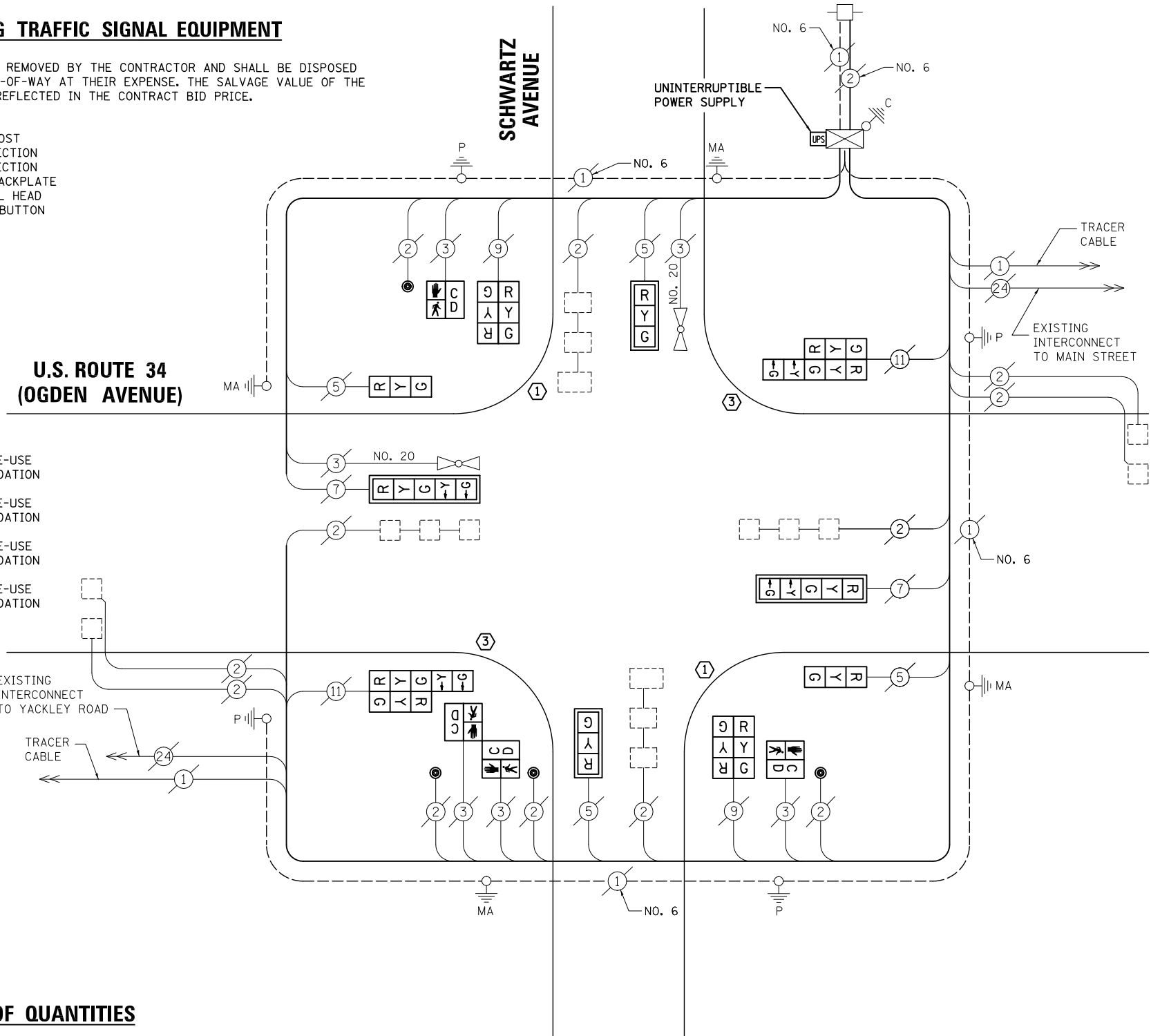
THE FOLLOWING ITEMS SHALL BE REMOVED BY THE CONTRACTOR AND SHALL BE DISPOSED OF BY THEM OUTSIDE THE RIGHT-OF-WAY AT THEIR EXPENSE. THE SALVAGE VALUE OF THE REMOVED EQUIPMENT SHALL BE REFLECTED IN THE CONTRACT BID PRICE.

- 4 EACH TRAFFIC SIGNAL POST
- 10 EACH SIGNAL HEAD, 3-SECTION
- 4 EACH SIGNAL HEAD, 5-SECTION
- 5 EACH TRAFFIC SIGNAL BACKPLATE
- 4 EACH PEDESTRIAN SIGNAL HEAD
- 4 EACH PEDESTRIAN PUSH-BUTTON

- ① REPLACE 14 FT. PAINTED POST, RE-USE EXISTING TYPE A CONCRETE FOUNDATION
- ② REPLACE 15 FT. PAINTED POST, RE-USE EXISTING TYPE A CONCRETE FOUNDATION
- ③ REPLACE 16 FT. PAINTED POST, RE-USE EXISTING TYPE A CONCRETE FOUNDATION
- ④ REPLACE 18 FT. PAINTED POST, RE-USE EXISTING TYPE A CONCRETE FOUNDATION

**SCHEDULE OF QUANTITIES**

ITEM	UNIT	QUANTITY
MAINTENANCE OF EXISTING TRAFFIC SIGNAL INSTALLATION	EACH	1
TRAFFIC SIGNAL POST, GALVANIZED STEEL 14 FT.	EACH	2
TRAFFIC SIGNAL POST, GALVANIZED STEEL 16 FT.	EACH	2
SIGNAL HEAD, LED, 1-FACE, 3-SECTION, MAST-ARM MOUNTED	EACH	2
SIGNAL HEAD, LED, 1-FACE, 3-SECTION, BRACKET MOUNTED	EACH	2
SIGNAL HEAD, LED, 1-FACE, 5-SECTION, MAST-ARM MOUNTED	EACH	2
SIGNAL HEAD, LED, 2-FACE, 3-SECTION, BRACKET MOUNTED	EACH	2
SIGNAL HEAD, LED, 2-FACE, 1-3 SECTION, 1-5 SECTION, BRACKET MOUNTED	EACH	2
PEDESTRIAN SIGNAL HEAD, LED, 1-FACE, BRACKET MOUNTED WITH COUNTDOWN TIMER	EACH	2
PEDESTRIAN SIGNAL HEAD, LED, 2-FACE, BRACKET MOUNTED WITH COUNTDOWN TIMER	EACH	1
TRAFFIC SIGNAL BACKPLATE, LOUVERED, ALUMINUM	EACH	5
PEDESTRIAN PUSH-BUTTON	EACH	4
MODIFY EXISTING CONTROLLER CABINET	EACH	1
REMOVE EXISTING TRAFFIC SIGNAL EQUIPMENT	EACH	1
UNINTERRUPTIBLE POWER SUPPLY, SPECIAL	EACH	1



**CABLE PLAN**

NOTE:  
THE TRAFFIC SIGNAL CONTROL EQUIPMENT FOR THIS PROJECT SHALL BE "ECONOLITE" TO MATCH THE EXISTING ADJACENT SYSTEM.

STATE OF ILLINOIS  
DEPARTMENT OF TRANSPORTATION

SCHEDULE OF QUANTITIES, CABLE PLAN,  
PHASE DESIGNATION DIAGRAM AND EMERGENCY VEHICLE PREEMPTION  
U.S. ROUTE 34 (OGDEN AVENUE) AT SCHWARTZ AVENUE  
SCALE: N.T.S. SHEET NO. OF SHEETS STA. TO STA.

PREPARED BY:  
**CEMCON, Ltd.**  
Consulting Engineers, Land Surveyors & Planners  
2280 White Oak Circle, Suite 100  
Aurora, Illinois 60504-9675  
Ph: 630.862.2100 Fax: 630.862.2199  
E-Mail: cadd@cemcon.com Website: www.cemcon.com

F.A.P. RTE.	SECTION	COUNTY	TOTAL SHEETS	SHEET NO.
VAR.	2012-084TS	DU PAGE	89	46
CONTRACT NO. 60W02			FED. ROAD DIST. NO. ILLINOIS FED. AID PROJECT	

TS# 11825  
LISLE