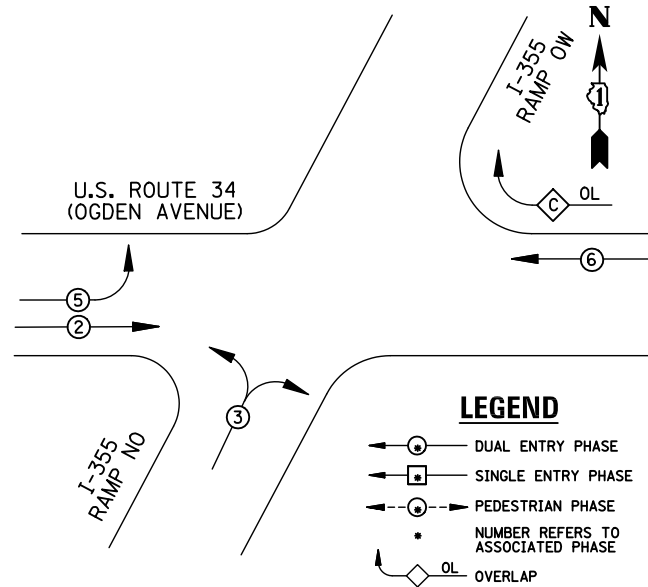
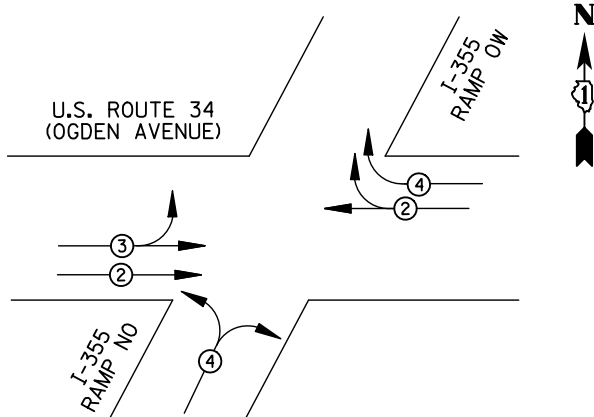


**EXISTING CONTROLLER SEQUENCE**



**EXISTING PHASE DESIGNATION DIAGRAM**



EMERGENCY VEHICLE PREEMPTORS			
EMERGENCY VEHICLE PREEMPTOR	2	3	4
MOVEMENT			

**EMERGENCY VEHICLE PREEMPTION SEQUENCE**

I.D.O.T TRAFFIC SIGNAL INSTALLATION ELECTRICAL SERVICE REQUIREMENTS						TOTAL WATTAGE
TYPE	NO. LAMPS	WATTAGE		%OPERATION		
		INCAND.	LED			
SIGNAL (RED)	14	135	17	0.50	119	
(YELLOW)	14	135	25	0.25	87.5	
(GREEN)	15	135	15	0.25	56.25	
ARROW	4	135	12	0.10	4.8	
PED. SIGNAL		90	25	1.00		
CONTROLLER	1	100	100	1.00	100	
ILLUM. SIGN		84		0.05		
FLASHER		135	25	0.50		
ENERGY COSTS TO: ILLINOIS DEPARTMENT OF TRANSPORTATION 201 WEST CENTER COURT SCHAUMBURG, IL 60196-1096					TOTAL =	367.55
ENERGY SUPPLY	CONTACT: X					
	PHONE: X					
	COMPANY: X					
FILE NAME = MICROST\352105\ 36-12420.DGN	USER NAME = JGC	DESIGNED - BPT	REVISED -			
		DRAWN - JGC/RDS	REVISED -			
	PLOT SCALE = NOT TO SCALE	CHECKED - BPT	REVISED -			
	PLOT DATE = X	DATE - 03-22-13	REVISED -			

**REMOVAL OF EXISTING TRAFFIC SIGNAL EQUIPMENT**

THE FOLLOWING ITEMS SHALL BE REMOVED BY THE CONTRACTOR AND SHALL BE DISPOSED OF BY THEM OUTSIDE THE RIGHT-OF-WAY AT THEIR EXPENSE. THE SALVAGE VALUE OF THE REMOVED EQUIPMENT SHALL BE REFLECTED IN THE CONTRACT BID PRICE.

- 5 EACH TRAFFIC SIGNAL POST
- 11 EACH SIGNAL HEAD, 3-SECTION
- 1 EACH SIGNAL HEAD, 4-SECTION
- 2 EACH SIGNAL HEAD, 5-SECTION
- 4 EACH TRAFFIC SIGNAL BACKPLATE

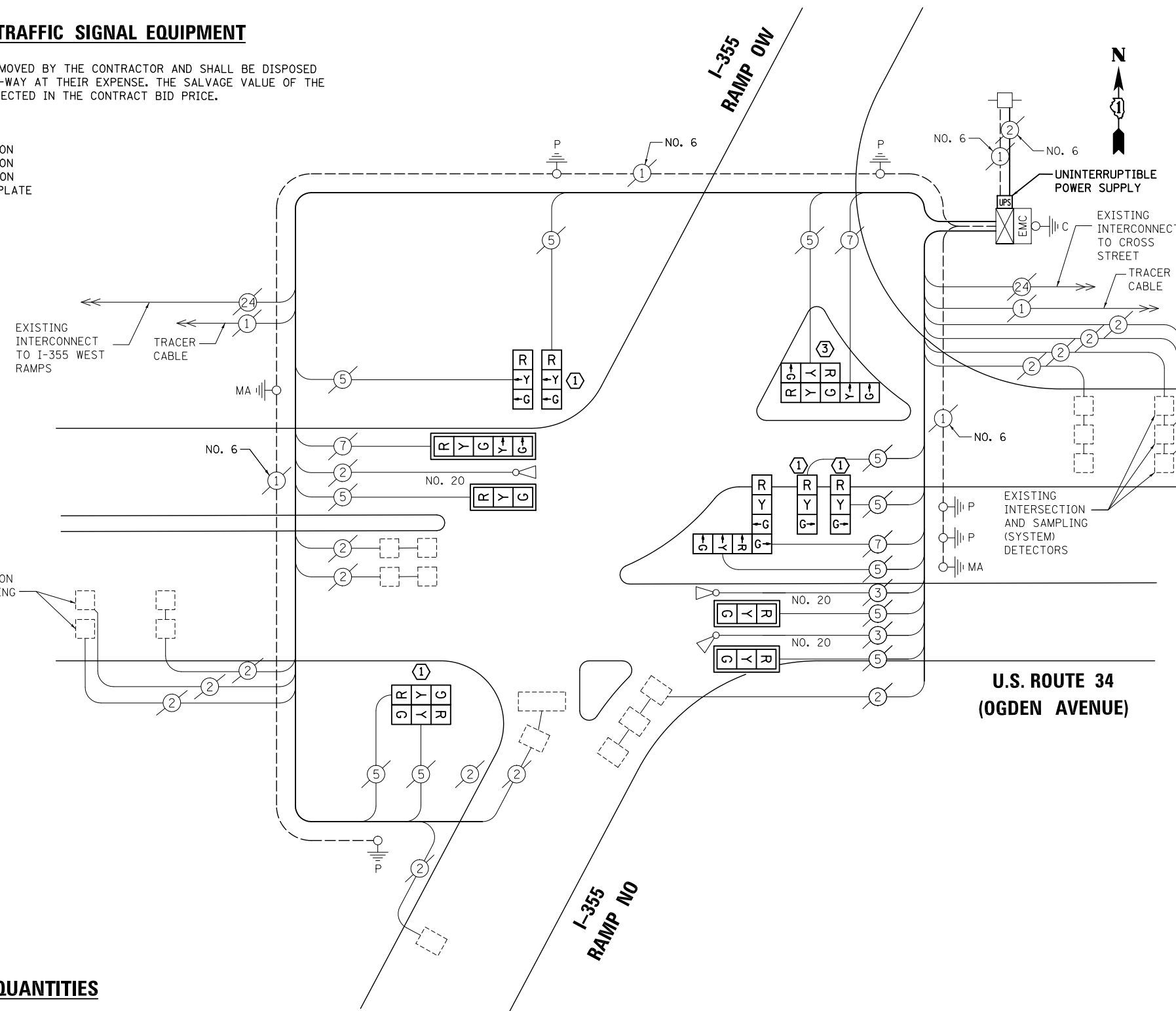
**RIGHT TURN OVERLAP  
PHASE DESIGNATION**

OVERLAP LETTER	PERMISSIVE PHASE	PROTECTED PHASE
C	6	3

- ① REPLACE 14 FT. PAINTED POST, RE-USE EXISTING TYPE A CONCRETE FOUNDATION
- ② REPLACE 15 FT. PAINTED POST, RE-USE EXISTING TYPE A CONCRETE FOUNDATION
- ③ REPLACE 16 FT. PAINTED POST, RE-USE EXISTING TYPE A CONCRETE FOUNDATION
- ④ REPLACE 18 FT. PAINTED POST, RE-USE EXISTING TYPE A CONCRETE FOUNDATION

**SCHEDULE OF QUANTITIES**

ITEM	UNIT	QUANTITY
MAINTENANCE OF EXISTING TRAFFIC SIGNAL INSTALLATION	EACH	1
TRAFFIC SIGNAL POST, GALVANIZED STEEL 14 FT.	EACH	4
TRAFFIC SIGNAL POST, GALVANIZED STEEL 16 FT.	EACH	1
SIGNAL HEAD, LED, 1-FACE, 3-SECTION, MAST-ARM MOUNTED	EACH	3
SIGNAL HEAD, LED, 1-FACE, 3-SECTION, BRACKET MOUNTED	EACH	4
SIGNAL HEAD, LED, 1-FACE, 5-SECTION, MAST-ARM MOUNTED	EACH	1
SIGNAL HEAD, LED, 2-FACE, 3-SECTION, BRACKET MOUNTED	EACH	1
SIGNAL HEAD, LED, 2-FACE, 1-3 SECTION, 1-4 SECTION, BRACKET MOUNTED	EACH	1
SIGNAL HEAD, LED, 2-FACE, 1-3 SECTION, 1-5 SECTION, BRACKET MOUNTED	EACH	1
TRAFFIC SIGNAL BACKPLATE, LOUVERED, ALUMINUM	EACH	4
MODIFY EXISTING CONTROLLER CABINET	EACH	1
REMOVE EXISTING TRAFFIC SIGNAL EQUIPMENT	EACH	1
UNINTERRUPTIBLE POWER SUPPLY, SPECIAL	EACH	1



**CABLE PLAN**

NOTE:  
THE TRAFFIC SIGNAL CONTROL EQUIPMENT FOR THIS PROJECT SHALL BE "ECONOLITE" TO MATCH THE EXISTING ADJACENT SYSTEM.

STATE OF ILLINOIS  
DEPARTMENT OF TRANSPORTATION

SCHEDULE OF QUANTITIES, CABLE PLAN,  
PHASE DESIGNATION DIAGRAM AND EMERGENCY VEHICLE PREEMPTION  
U.S. ROUTE 34 (OGDEN AVENUE) AT I-355 EAST RAMPS

PREPARED BY:  
**CEMCON, Ltd.**  
Consulting Engineers, Land Surveyors & Planners  
2280 White Oak Circle, Suite 100  
Aurora, Illinois 60504-9675  
Ph: 630.862.2100 Fax: 630.862.2199  
E-Mail: cadd@cemcon.com Website: www.cemcon.com

F.A.P. RTE.	SECTION	COUNTY	TOTAL SHEETS	SHEET NO.
VAR.	2012-084TS	DU PAGE	89	50
			CONTRACT NO. 60W02	
FED. ROAD DIST. NO. ILLINOIS FED. AID PROJECT				

TS# 12420  
LISLE