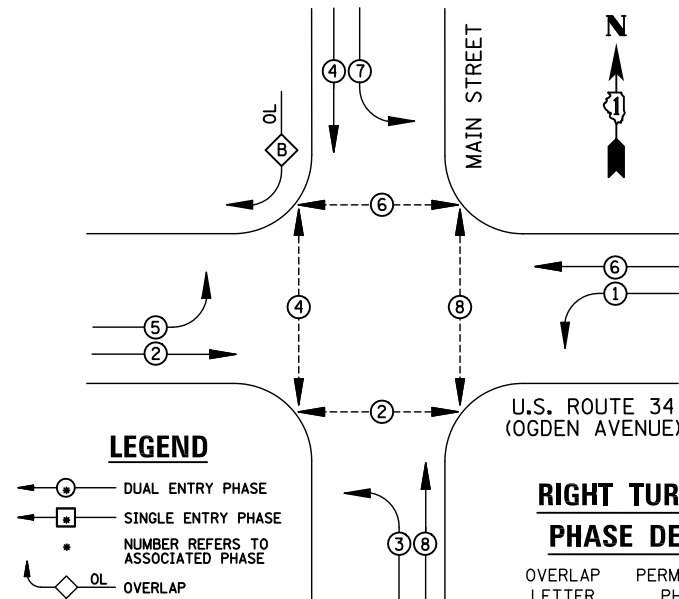
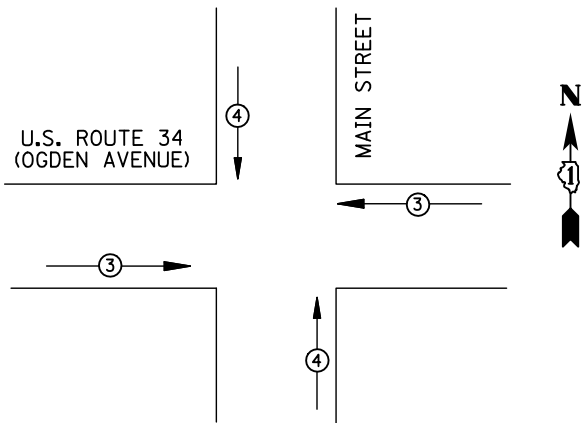


EXISTING CONTROLLER SEQUENCE



EXISTING PHASE DESIGNATION DIAGRAM



| EMERGENCY VEHICLE PREEMPTORS | | |
|------------------------------|----|----|
| EMERGENCY VEHICLE PREEMPTOR | 3 | 4 |
| MOVEMENT | ←→ | ↑↓ |

EMERGENCY VEHICLE PREEMPTION SEQUENCE

| I.D.O.T TRAFFIC SIGNAL INSTALLATION ELECTRICAL SERVICE REQUIREMENTS | | | | | TOTAL WATTAGE |
|---|------------|---------------------------|------------|------|-------------------------|
| TYPE | NO. LAMPS | WATTAGE INCAND. LED | %OPERATION | | |
| SIGNAL (RED) | 13 | 135 | 17 | 0.50 | 110.5 |
| (YELLOW) | 13 | 135 | 25 | 0.25 | 81.25 |
| (GREEN) | 13 | 135 | 15 | 0.25 | 48.75 |
| ARROW | 20 | 135 | 12 | 0.10 | 24 |
| PED. SIGNAL | 8 | 90 | 25 | 1.00 | 200 |
| CONTROLLER | 1 | 100 | 100 | 1.00 | 100 |
| ILLUM. SIGN | | 84 | | 0.05 | |
| FLASHER | | 135 | 25 | 0.50 | |
| ENERGY COSTS TO: ILLINOIS DEPARTMENT OF TRANSPORTATION 201 WEST CENTER COURT SCHAUMBURG, IL 60196-1096 | | | | | TOTAL = 564.5 |
| ENERGY SUPPLY | CONTACT: X | | | | |
| | PHONE: X | | | | |
| | COMPANY: X | | | | |

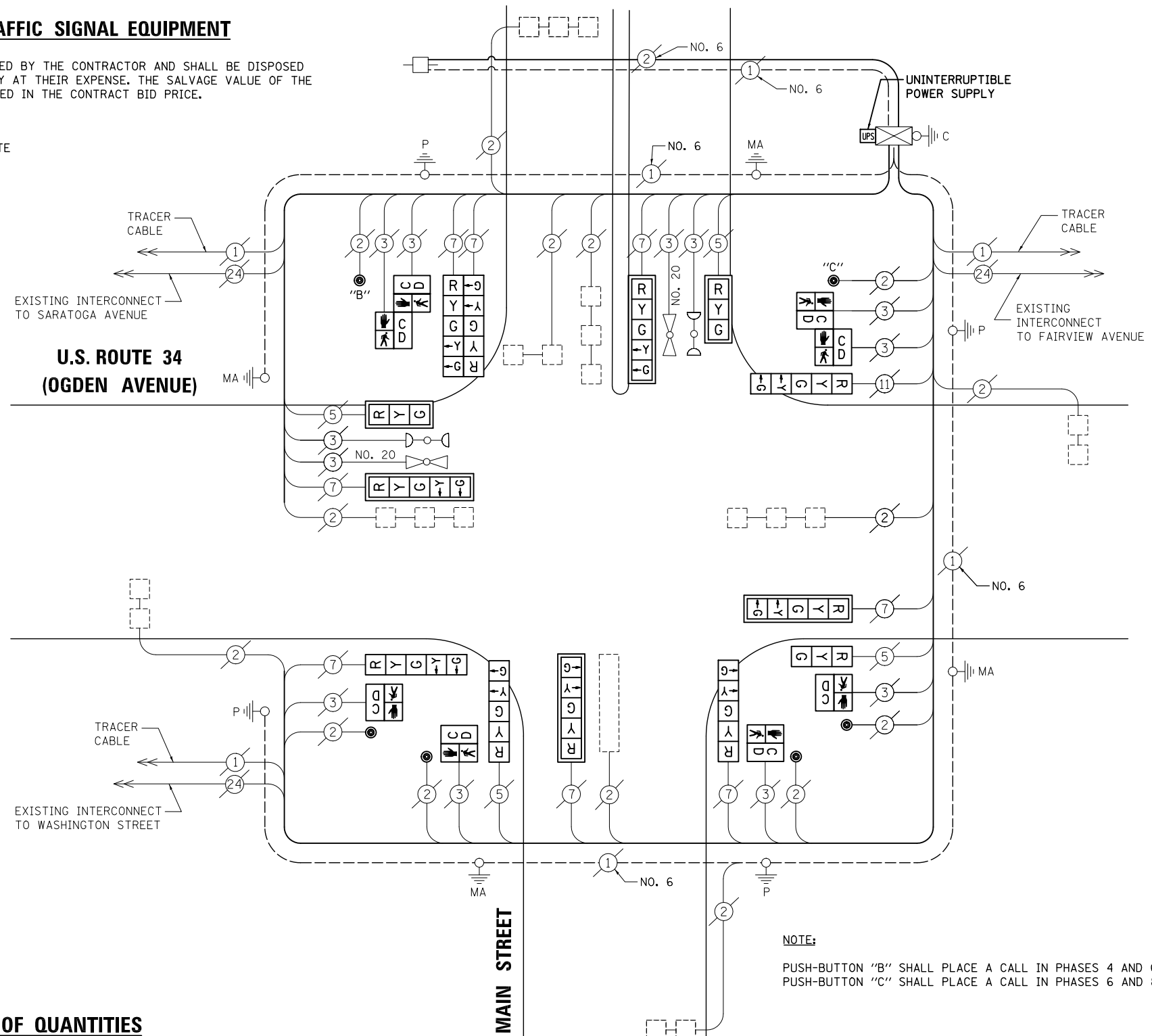
REMOVAL OF EXISTING TRAFFIC SIGNAL EQUIPMENT

THE FOLLOWING ITEMS SHALL BE REMOVED BY THE CONTRACTOR AND SHALL BE DISPOSED OF BY THEM OUTSIDE THE RIGHT-OF-WAY AT THEIR EXPENSE. THE SALVAGE VALUE OF THE REMOVED EQUIPMENT SHALL BE REFLECTED IN THE CONTRACT BID PRICE.

- 3 EACH SIGNAL HEAD, 3-SECTION
- 10 EACH SIGNAL HEAD, 5-SECTION
- 6 EACH TRAFFIC SIGNAL BACKPLATE
- 8 EACH PEDESTRIAN SIGNAL HEAD
- 6 EACH PEDESTRIAN PUSH-BUTTON

SCHEDULE OF QUANTITIES

| ITEM | UNIT | QUANTITY |
|---|------|----------|
| MAINTENANCE OF EXISTING TRAFFIC SIGNAL INSTALLATION | EACH | 1 |
| SIGNAL HEAD, LED, 1-FACE, 3-SECTION, MAST-ARM MOUNTED | EACH | 2 |
| SIGNAL HEAD, LED, 1-FACE, 3-SECTION, BRACKET MOUNTED | EACH | 1 |
| SIGNAL HEAD, LED, 1-FACE, 5-SECTION, BRACKET MOUNTED | EACH | 4 |
| SIGNAL HEAD, LED, 1-FACE, 5-SECTION, MAST-ARM MOUNTED | EACH | 4 |
| SIGNAL HEAD, LED, 2-FACE, 5-SECTION, BRACKET MOUNTED | EACH | 1 |
| PEDESTRIAN SIGNAL HEAD, LED, 1-FACE, BRACKET MOUNTED WITH COUNTDOWN TIMER | EACH | 4 |
| PEDESTRIAN SIGNAL HEAD, LED, 2-FACE, BRACKET MOUNTED WITH COUNTDOWN TIMER | EACH | 2 |
| TRAFFIC SIGNAL BACKPLATE, LOUVERED, ALUMINUM | EACH | 6 |
| MODIFY EXISTING CONTROLLER CABINET | EACH | 1 |
| REMOVE EXISTING TRAFFIC SIGNAL EQUIPMENT | EACH | 1 |
| UNINTERRUPTABLE POWER SUPPLY, SPECIAL | EACH | 1 |
| PEDESTRIAN PUSH-BUTTON, NON-LATCHING | EACH | 6 |



CABLE PLAN

NOTE:
PUSH-BUTTON "B" SHALL PLACE A CALL IN PHASES 4 AND 6.
PUSH-BUTTON "C" SHALL PLACE A CALL IN PHASES 6 AND 8.

NOTE:
THE TRAFFIC SIGNAL CONTROL EQUIPMENT FOR THIS PROJECT SHALL BE "ECONOLITE" TO MATCH THE EXISTING ADJACENT SYSTEM.

STATE OF ILLINOIS
DEPARTMENT OF TRANSPORTATION

SCHEDULE OF QUANTITIES, CABLE PLAN,
PHASE DESIGNATION DIAGRAM AND EMERGENCY VEHICLE PREEMPTION
U.S. ROUTE 34 (OGDEN AVENUE) AT MAIN STREET (DOWNERS GROVE)

PREPARED BY:
CEMCON, Ltd.
Consulting Engineers, Land Surveyors & Planners
2280 White Oak Circle, Suite 100
Aurora, Illinois 60504-9675
Ph: 630.862.2100 Fax: 630.862.2199
E-Mail: cadd@cemcon.com Website: www.cemcon.com

| | | | | |
|--------------------|------------|---------|---|-----------|
| F.A.P. RTE. | SECTION | COUNTY | TOTAL SHEETS | SHEET NO. |
| VAR. | 2012-084TS | DU PAGE | 89 | 54 |
| CONTRACT NO. 60W02 | | | FED. ROAD DIST. NO. ILLINOIS FED. AID PROJECT | |

TS* 11425
DOWNERS GROVE

| | | | |
|-------------------------------|---------------------------|-----------------|-----------|
| FILE NAME = | USER NAME = JGC | DESIGNED - BPT | REVISED - |
| \\MICROST\352105\40-11425.DGN | | DRAWN - JGC/RDS | REVISED - |
| | PLOT SCALE = NOT TO SCALE | CHECKED - BPT | REVISED - |
| | PLOT DATE = X | DATE - 03-22-13 | REVISED - |