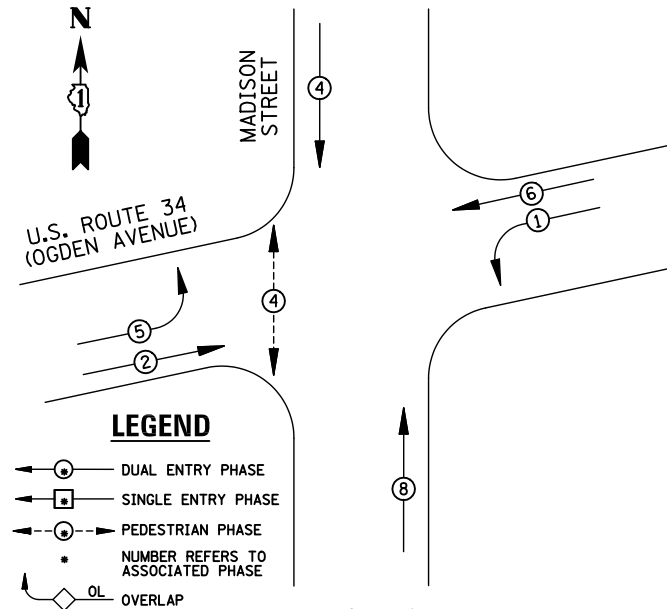
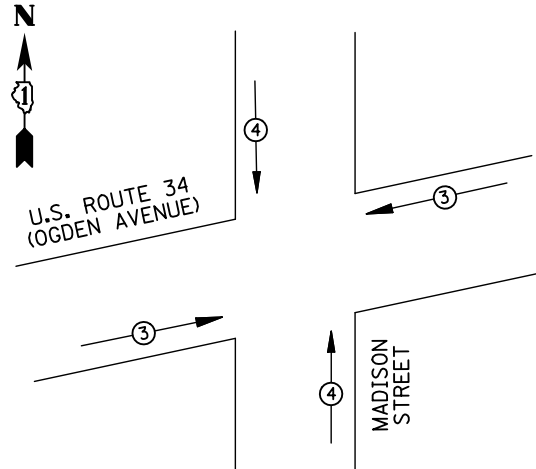


EXISTING CONTROLLER SEQUENCE



EXISTING PHASE DESIGNATION DIAGRAM



| EMERGENCY VEHICLE PREEMPTORS | | | |
|------------------------------|-----|-----|--|
| EMERGENCY VEHICLE PREEMPTOR | 3 | 4 | |
| MOVEMENT | ← → | ↑ ↓ | |

EMERGENCY VEHICLE PREEMPTION SEQUENCE

| I.D.O.T TRAFFIC SIGNAL INSTALLATION ELECTRICAL SERVICE REQUIREMENTS | | | | | |
|--|-----------|-----------------|-----|------------|---------------|
| TYPE | NO. LAMPS | WATTAGE INCAND. | LED | %OPERATION | TOTAL WATTAGE |
| SIGNAL (RED) | 12 | 135 | 17 | 0.50 | 102 |
| (YELLOW) | 12 | 135 | 25 | 0.25 | 75 |
| (GREEN) | 12 | 135 | 15 | 0.25 | 45 |
| ARROW | 8 | 135 | 12 | 0.10 | 9.6 |
| PED. SIGNAL | 2 | 90 | 25 | 1.00 | 50 |
| CONTROLLER | 1 | 100 | 100 | 1.00 | 100 |
| ILLUM. SIGN | | 84 | | 0.05 | |
| FLASHER | | 135 | 25 | 0.50 | |
| ENERGY COSTS TO: ILLINOIS DEPARTMENT OF TRANSPORTATION 201 WEST CENTER COURT SCHAUMBURG, IL 60196-1096 | | | | | TOTAL = 381.6 |
| ENERGY SUPPLY CONTACT: | X | | | | |
| PHONE: | X | | | | |
| COMPANY: | X | | | | |

REMOVAL OF EXISTING TRAFFIC SIGNAL EQUIPMENT

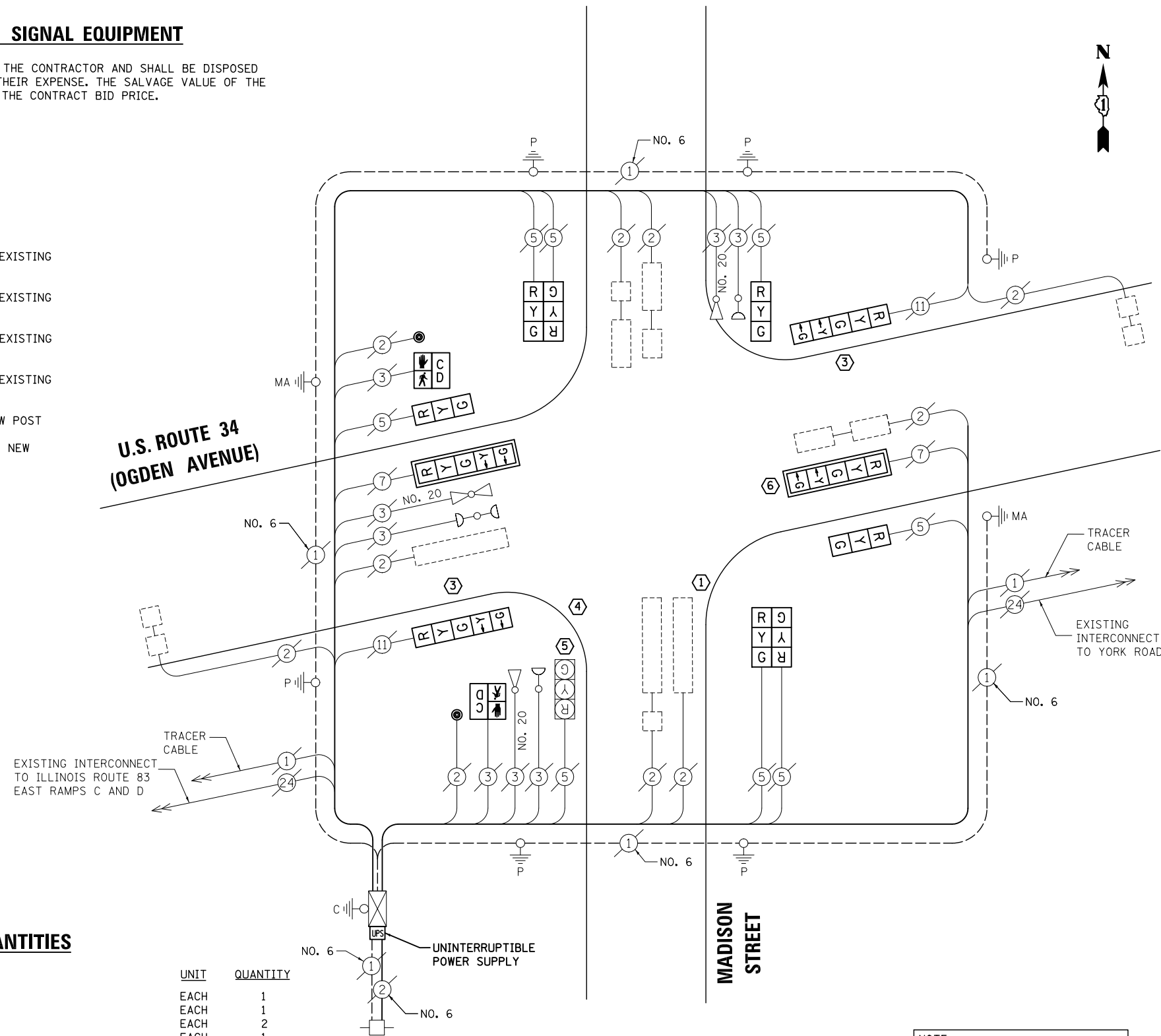
THE FOLLOWING ITEMS SHALL BE REMOVED BY THE CONTRACTOR AND SHALL BE DISPOSED OF BY THEM OUTSIDE THE RIGHT-OF-WAY AT THEIR EXPENSE. THE SALVAGE VALUE OF THE REMOVED EQUIPMENT SHALL BE REFLECTED IN THE CONTRACT BID PRICE.

- 4 EACH TRAFFIC SIGNAL POST
 - 1 EACH SIGNAL HEAD, 5-SECTION
 - 2 EACH PEDESTRIAN SIGNAL HEAD
 - 2 EACH PEDESTRIAN PUSH-BUTTON
-
- ① REPLACE 14 FT. PAINTED POST, RE-USE EXISTING TYPE A CONCRETE FOUNDATION
 - ② REPLACE 15 FT. PAINTED POST, RE-USE EXISTING TYPE A CONCRETE FOUNDATION
 - ③ REPLACE 16 FT. PAINTED POST, RE-USE EXISTING TYPE A CONCRETE FOUNDATION
 - ④ REPLACE 18 FT. PAINTED POST, RE-USE EXISTING TYPE A CONCRETE FOUNDATION
 - ⑤ RELOCATE EXISTING SIGNAL HEAD TO NEW POST
 - ⑥ REMOVE SIGNAL HEAD AND REPLACE WITH NEW

SCHEDULE OF QUANTITIES

| ITEM | UNIT | QUANTITY |
|---|------|----------|
| MAINTENANCE OF EXISTING TRAFFIC SIGNAL INSTALLATION | EACH | 1 |
| TRAFFIC SIGNAL POST, GALVANIZED STEEL 14 FT. | EACH | 1 |
| TRAFFIC SIGNAL POST, GALVANIZED STEEL 16 FT. | EACH | 2 |
| TRAFFIC SIGNAL POST, GALVANIZED STEEL 18 FT. | EACH | 1 |
| SIGNAL HEAD, LED, 1-FACE, 5-SECTION, MAST-ARM MOUNTED | EACH | 1 |
| PEDESTRIAN SIGNAL HEAD, LED, 1-FACE, BRACKET MOUNTED WITH COUNTDOWN TIMER | EACH | 2 |
| TRAFFIC SIGNAL BACKPLATE, GALVANIZED STEEL 18 FT. | EACH | 1 |
| PEDESTRIAN PUSH-BUTTON | EACH | 2 |
| RELOCATE EXISTING SIGNAL HEAD | EACH | 1 |
| RELOCATE EXISTING EMERGENCY VEHICLE PRIORITY SYSTEM, DETECTOR UNIT | EACH | 1 |
| MODIFY EXISTING CONTROLLER CABINET | EACH | 1 |
| REMOVE EXISTING TRAFFIC SIGNAL EQUIPMENT | EACH | 1 |
| UNINTERRUPTIBLE POWER SUPPLY, SPECIAL | EACH | 1 |
| SIGNAL HEAD, LED, 1-FACE, 3-SECTION, BRACKET MOUNTED, RETROFIT | EACH | 3 |
| SIGNAL HEAD, LED, 1-FACE, 5-SECTION, MAST ARM MOUNTED, RETROFIT | EACH | 1 |
| SIGNAL HEAD, LED, 2-FACE, 3-SECTION, BRACKET MOUNTED, RETROFIT | EACH | 2 |
| SIGNAL HEAD, LED, 1-FACE, 5-SECTION, BRACKET MOUNTED, RETROFIT | EACH | 2 |

U.S. ROUTE 34 (OGDEN AVENUE)



CABLE PLAN

RETROFIT ALL VEHICULAR SIGNAL HEADS TO L.E.D. EXCEPT AS NOTED

NOTE: THE TRAFFIC SIGNAL CONTROL EQUIPMENT FOR THIS PROJECT SHALL BE "ECONOLITE" TO MATCH THE EXISTING ADJACENT SYSTEM.

TS# 6130 HINSDALE

PREPARED BY:
CEMCON, Ltd.
 Consulting Engineers, Land Surveyors & Planners
 2280 White Oak Circle, Suite 100
 Aurora, Illinois 60504-9675
 Ph: 630.862.2100 Fax: 630.862.2199
 E-Mail: cadd@cemcon.com Website: www.cemcon.com

STATE OF ILLINOIS DEPARTMENT OF TRANSPORTATION

SCHEDULE OF QUANTITIES, CABLE PLAN, PHASE DESIGNATION DIAGRAM AND EMERGENCY VEHICLE PREEMPTION U.S. ROUTE 34 (OGDEN AVENUE) AT MADISON STREET

| F.A.P. RTE. | SECTION | COUNTY | TOTAL SHEETS | SHEET NO. |
|---------------------|------------|---------------------------|--------------------|-----------|
| VAR. | 2012-084TS | DU PAGE | 89 | 64 |
| | | | CONTRACT NO. 60W02 | |
| FED. ROAD DIST. NO. | | ILLINOIS FED. AID PROJECT | | |

SCALE: N.T.S. SHEET NO. OF SHEETS STA. TO STA.

| | |
|-----------------|-----------|
| DESIGNED - BPT | REVISED - |
| DRAWN - JGC/RDS | REVISED - |
| CHECKED - BPT | REVISED - |
| DATE - 03-22-13 | REVISED - |

| | |
|--|-----------------|
| FILE NAME = \MICROST\352105\ 51-6130.DGN | USER NAME = JGC |
| PLOT SCALE = NOT TO SCALE | |
| PLOT DATE = X | |