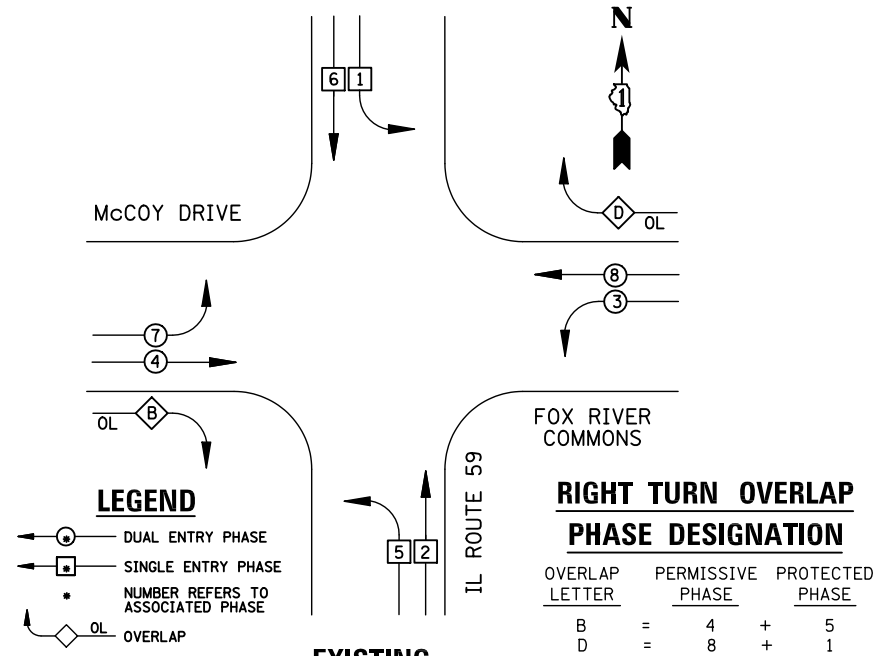
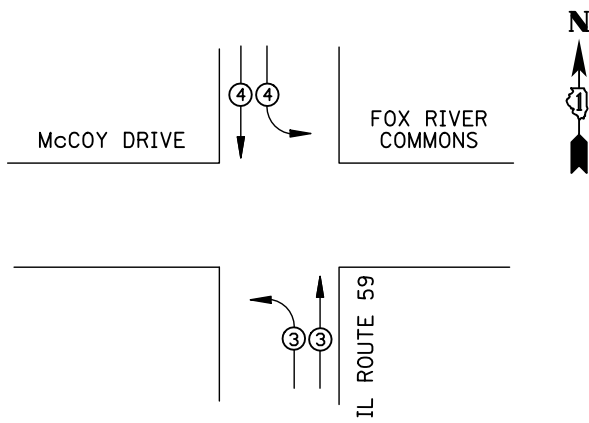


EXISTING CONTROLLER SEQUENCE



EXISTING PHASE DESIGNATION DIAGRAM



EMERGENCY VEHICLE PREEMPTORS			
EMERGENCY VEHICLE PREEMPTOR	3	4	
MOVEMENT	↖	↗	↘

EMERGENCY VEHICLE PREEMPTION SEQUENCE

I.D.O.T TRAFFIC SIGNAL INSTALLATION ELECTRICAL SERVICE REQUIREMENTS					
TYPE	NO. LAMPS	WATTAGE		%OPERATION	TOTAL WATTAGE
		INCAND.	LED		
SIGNAL (RED)	20	135	17	0.50	170
(YELLOW)	20	135	25	0.25	125
(GREEN)	20	135	15	0.25	75
ARROW	16	135	12	0.10	19.2
PED. SIGNAL		90	25	1.00	
CONTROLLER	1	100	100	1.00	100
ILLUM. SIGN		84		0.05	
FLASHER		135	25	0.50	
ENERGY COSTS TO: ILLINOIS DEPARTMENT OF TRANSPORTATION 201 WEST CENTER COURT SCHAUMBURG, IL 60196-1096					TOTAL = 489.2
ENERGY SUPPLY	CONTACT: X				
	PHONE: X				
	COMPANY: X				
FILE NAME = MICROST\352105\ 55-6089.DGN>>	USER NAME = JGC	DESIGNED - BPT	REVISED -		
	PLOT SCALE = NOT TO SCALE	DRAWN - JGC/RDS	REVISED -		
	PLOT DATE = X	CHECKED - BPT	REVISED -		
		DATE - 03-22-13	REVISED -		

SCHEDULE OF QUANTITIES

ITEM	UNIT	QUANTITY
MAINTENANCE OF EXISTING TRAFFIC SIGNAL INSTALLATION	EACH	1
MODIFY EXISTING CONTROLLER CABINET	EACH	1
UNINTERRUPTIBLE POWER SUPPLY, SPECIAL	EACH	1

**STATE OF ILLINOIS
DEPARTMENT OF TRANSPORTATION**

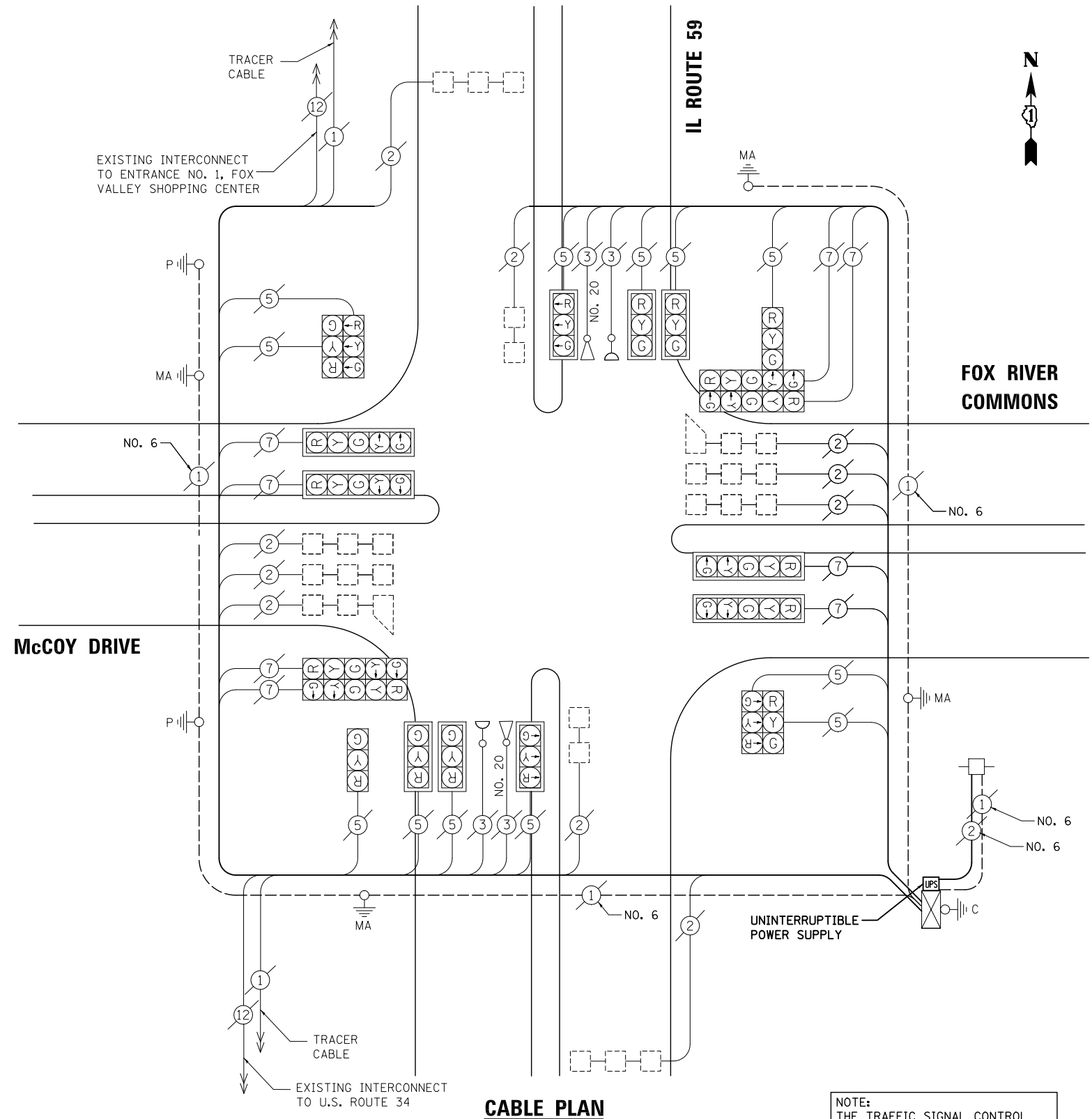
**SCHEDULE OF QUANTITIES, CABLE PLAN,
PHASE DESIGNATION DIAGRAM AND EMERGENCY VEHICLE PREEMPTION
IL ROUTE 59 AND McCOY DRIVE / FOX RIVER COMMONS**

SCALE: N.T.S. SHEET NO. OF SHEETS STA. TO STA.

PREPARED BY:
CEMCON, Ltd.
Consulting Engineers, Land Surveyors & Planners
2280 White Oak Circle, Suite 100
Aurora, Illinois 60504-9675
Ph: 630.862.2100 Fax: 630.862.2199
E-Mail: cadd@cemcon.com Website: www.cemcon.com

F.A.P. RTE.	SECTION	COUNTY	TOTAL SHEETS	SHEET NO.
VAR.	2012-084TS	DUPAGE	89	68

CONTRACT NO. 60W02
FED. ROAD DIST. NO. ILLINOIS FED. AID PROJECT



NOTE:
THE TRAFFIC SIGNAL CONTROL EQUIPMENT FOR THIS PROJECT SHALL BE "ECONOLITE" TO MATCH THE EXISTING ADJACENT SYSTEM.

TS# 6089
NAPERVILLE