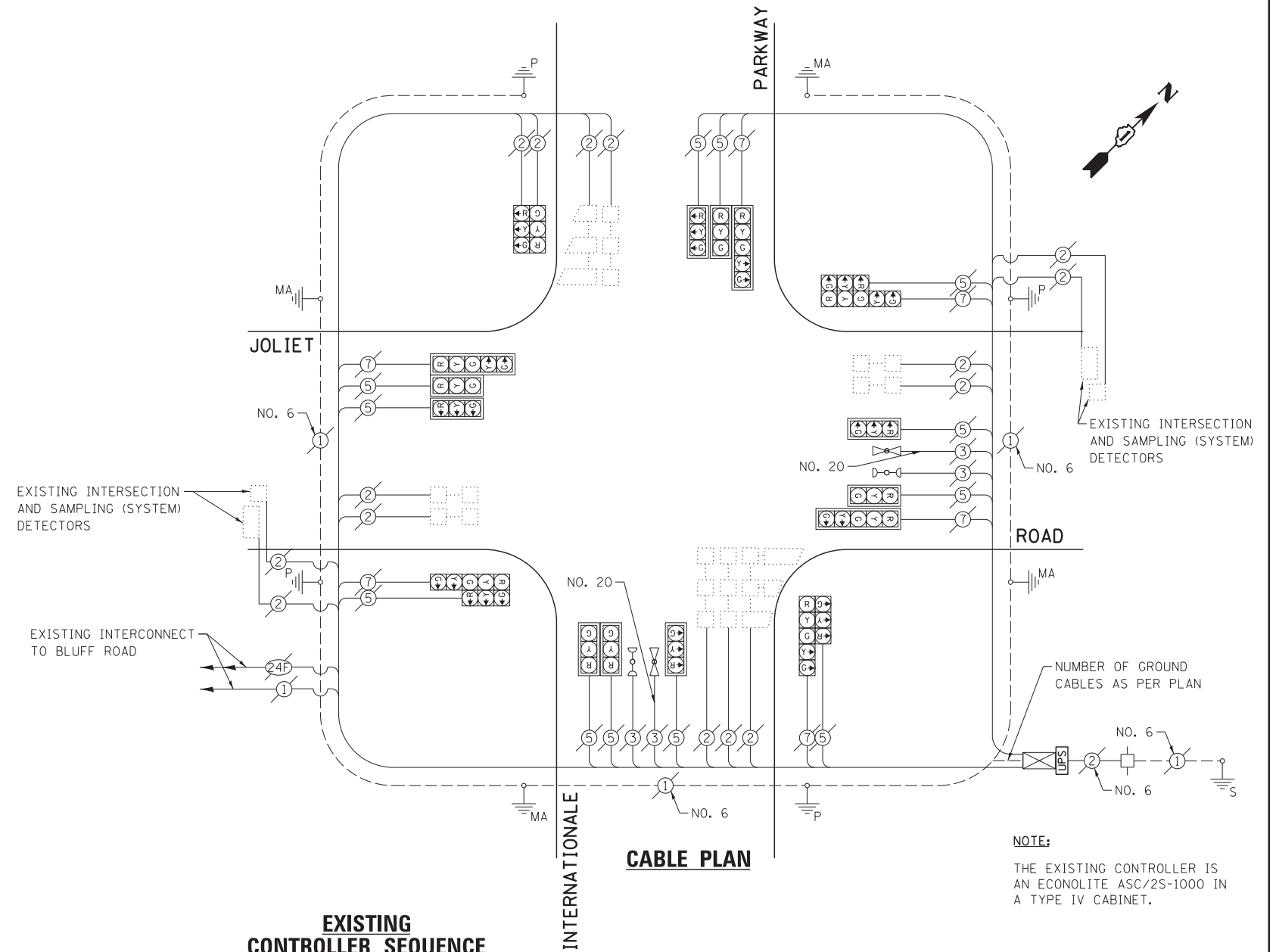
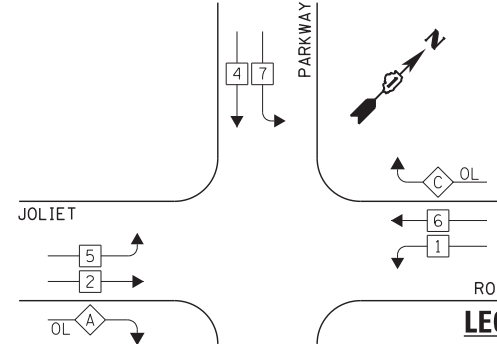


SCHEDULE OF QUANTITIES
JOLIET ROAD AT INTERNATIONALE PARKWAY

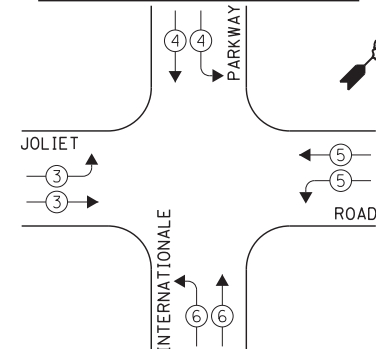
NO.	QUANT.	UNIT	DESCRIPTION
1.	1	EACH	MAINTENANCE OF EXISTING TRAFFIC SIGNAL INSTALLATION
2.	1	EACH	MODIFY EXISTING CONTROLLER CABINET
3.	1	EACH	UNINTERRUPTIBLE POWER SUPPLY, SPECIAL



EXISTING CONTROLLER SEQUENCE



EXISTING EMERGENCY VEHICLE PREEMPTION SEQUENCE



OVERLAP LETTER	PERMISSIVE PHASE	PROTECTED PHASE
A	= 2 + 3	
C	= 6 + 7	
D	= 8 + 1	

EXISTING PHASE DESIGNATION DIAGRAM



EXISTING EMERGENCY VEHICLE PREEMPTORS				
EMERGENCY VEHICLE PREEMPTOR	3	4	5	6
MOVEMENT	↔	↔	↔	↔

I.D.O.T. TRAFFIC SIGNAL INSTALLATION ELECTRICAL SERVICE REQUIREMENTS					TOTAL WATTAGE
TYPE	NO. LAMPS	INCAND.	L.E.D.	OPERATION	
SIGNAL (RED)	20	135	17	0.50	170.0
SIGNAL (YELLOW)	20	135	25	0.25	125.0
SIGNAL (GREEN)	20	135	15	0.25	75.0
ARROW	12	135	12	0.10	14.47
PED. SIGNAL	-	90	25	1.00	-
CONTROLLER	1	-	100	1.00	100.0
LUMINAIRE	-	-	250	0.50	-
L.E.D. ST. NAME SIGN	-	-	64	0.50	-
VIDEO SYSTEM	-	-	150	1.00	-
BATTERY BACKUP	1	-	25	1.00	25.0
ILLUMINATED SIGN	-	-	25	0.05	-
TOTAL =					509.4

THE TRAFFIC SIGNAL CONTROL EQUIPMENT FOR THIS PROJECT SHALL BE "ECONOLITE" TO MATCH THE EXISTING ADJACENT SYSTEM.

FILE NAME = 60W21-015-Joliet Rd@Internationale Pkwy.dgn	USER NAME = gwhitten	DESIGNED - JRD	REVISED -
60W21-015	PLOT SCALE = 1:20	DRAWN - GW3	REVISED -
	PLOT DATE = 3/28/2013	CHECKED - KLB	REVISED -
		DATE - 03-28-13	REVISED -

STATE OF ILLINOIS
DEPARTMENT OF TRANSPORTATION

SCHEDULE OF QUANTITIES, CABLE PLAN, PHASE DESIGNATION DIAGRAM, & EMERGENCY VEHICLE PREEMPTION SEQUENCE
JOLIET ROAD AT INTERNATIONALE PARKWAY

SCALE: SHEET OF SHEETS STA. TO STA.

F.A. RTE.	SECTION	COUNTY	TOTAL SHEETS	SHEET NO.
VAR	2013-003-I	WILL	89	15
CONTRACT NO. 60W21				
ILLINOIS FED. AID PROJECT				