

SCHEDULE OF QUANTITIES
IL 171 (COLLINS ST) AT COLUMBIA STREET

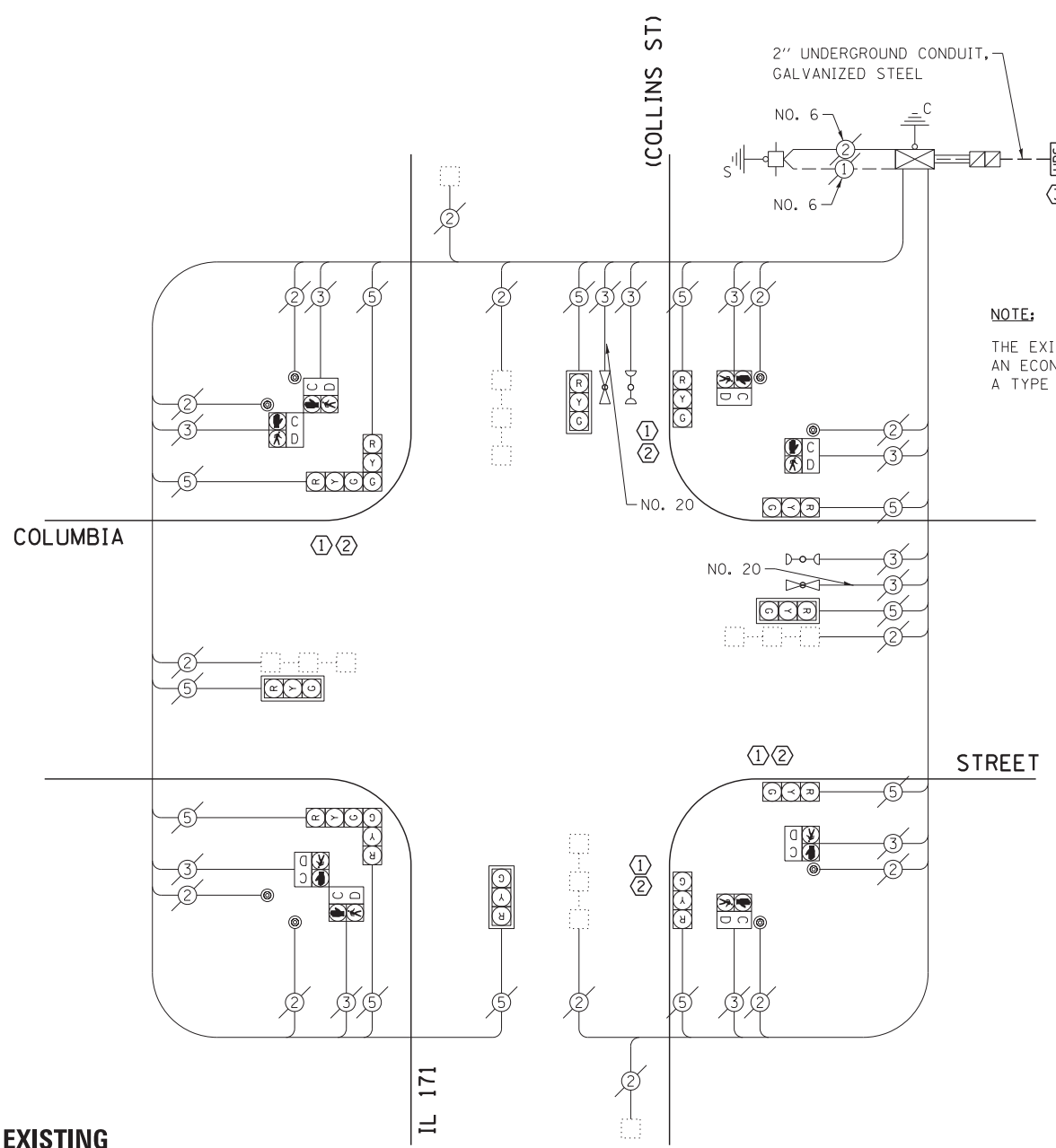
NO.	QUANT.	UNIT	DESCRIPTION
1.	1	EACH	MAINTENANCE OF EXISTING TRAFFIC SIGNAL INSTALLATION
2.	4	EACH	TRAFFIC SIGNAL POST, GALVANIZED STEEL 14 FT.
3.	5	EACH	RELOCATE EXISTING SIGNAL HEAD
4.	5	EACH	RELOCATE EXISTING PEDESTRIAN SIGNAL HEAD
5.	5	EACH	RELOCATE EXISTING PEDESTRIAN PUSH-BUTTON
6.	1	EACH	REMOVE EXISTING TRAFFIC SIGNAL EQUIPMENT
7.	1	EACH	UNINTERRUPTIBLE POWER SUPPLY, GROUND MOUNTED

CONSTRUCTION NOTE:

- ① REMOVE EXISTING SIGNAL HEADS AND REPLACE EXISTING 14 FOOT PAINTED POST. INSTALL EXISTING SIGNAL HEADS AND PEDESTRIAN SIGNAL HEADS ON NEW 14 FOOT GALVANIZED STEEL POST. REUSE EXISTING TYPE "A" CONCRETE FOUNDATION AND EXISTING CABLES.
- ② AT LOCATIONS ON THE PLANS WHERE TRAFFIC SIGNAL POST REMOVAL AND NEW TRAFFIC SIGNAL POST INSTALLATIONS ARE SPECIFIED, THE CONTRACTOR SHALL INSPECT THE EXISTING POST FOUNDATIONS. PRIOR TO REMOVING THE EXISTING TRAFFIC SIGNAL POST TO BE REPLACED, THE CONTRACTOR SHALL VERIFY THAT THE EXISTING CONDITION OF THE ANCHOR BOLT IS ACCEPTABLE. IF THE EXISTING ANCHOR BOLT CONDITION IS NOT ACCEPTABLE, THE EXISTING TRAFFIC SIGNAL POST SHALL REMAIN IN PLACE AND NOT BE REMOVED AFTER THE CONTRACTOR HAS VERIFIED THE CONDITION OF THE ANCHOR BOLT WITH THE ENGINEER. THE CONTRACTOR SHALL BE PAID FOR THE NUMBER OF TRAFFIC SIGNAL POSTS INSTALLED AND NO OTHER COMPENSATION WILL BE PROVIDED.
- ③ THE UPS SHALL BE INSTALLED ON A SEPARATE TYPE "A" FOUNDATION DUE TO THE PHYSICAL CONSTRAINTS OR AS DIRECTED BY THE RESIDENT ENGINEER. THIS WORK AND ALL CONDUIT AND ELECTRICAL CABLE NEEDED TO PROPERLY INSTALL THE UPS SHALL BE INCLUDED IN THE PAY ITEM "UNINTERRUPTIBLE POWER SUPPLY, GROUND MOUNTED". ALL RESTORATION SPECIFIED IN THE RESTORATION OF WORK AREA GENERAL NOTE INCLUDING BRICK PAVER REMOVAL AND REPLACEMENT SHALL BE CONSIDERED INCLUDED IN THE PAY ITEM "UNINTERRUPTIBLE POWER SUPPLY, GROUND MOUNTED" AND NO ADDITIONAL COMPENSATION WILL BE PROVIDED.

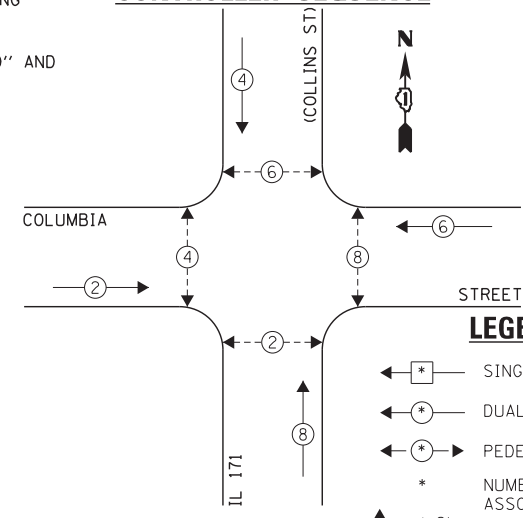
THE FOLLOWING ITEMS SHALL BE REMOVED BY THE CONTRACTOR AND SHALL BE DISPOSED OF BY THEM OUTSIDE THE RIGHT-OF-WAY AT THEIR EXPENSE. THE SALVAGE VALUE OF THE REMOVED EQUIPMENT SHALL BE REFLECTED IN THE CONTRACT BID PRICE.

4 EACH TRAFFIC SIGNAL POST



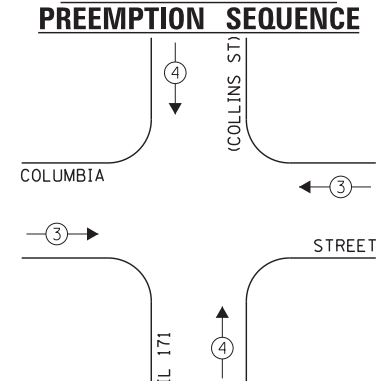
NOTE:
THE EXISTING CONTROLLER IS AN ECONOLITE ASC/2-2100 IN A TYPE IV CABINET.

EXISTING CONTROLLER SEQUENCE



CABLE PLAN

EXISTING EMERGENCY VEHICLE PREEMPTION SEQUENCE



EXISTING EMERGENCY VEHICLE PREEMPTORS	
EMERGENCY VEHICLE PREEMPTOR	3
MOVEMENT	4

I.D.O.T. TRAFFIC SIGNAL INSTALLATION ELECTRICAL SERVICE REQUIREMENTS					TOTAL WATTAGE
TYPE	NO. LAMPS	INCAND.	L.E.D.	OPERATION	
SIGNAL (RED)	12	135	17	0.50	102.0
SIGNAL (YELLOW)	12	135	25	0.25	75.0
SIGNAL (GREEN)	12	135	15	0.25	45.0
ARROW	-	135	12	0.10	-
PED. SIGNAL	8	90	25	1.00	200.0
CONTROLLER	1	-	100	1.00	100.0
LUMINAIRE	-	-	250	0.50	-
L.E.D. ST. NAME SIGN	-	-	64	0.50	-
VIDEO SYSTEM	-	-	150	1.00	-
BATTERY BACKUP	1	-	25	1.00	25.0
ILLUMINATED SIGN	-	-	25	0.05	-
TOTAL =					547.0

ENERGY COSTS - BILLED TO: IL DEPT. OF TRANSPORTATION
(ADDRESS) 201 W. CENTER COURT
(ADDRESS) SCHAMBURG, IL 60196-1096
ENERGY SUPPLY - CONTACT: TIM COSLET
PHONE: 815-724-5010
COMPANY: COMED - JOLIET

THE TRAFFIC SIGNAL CONTROL EQUIPMENT FOR THIS PROJECT SHALL BE "ECONOLITE" TO MATCH THE EXISTING ADJACENT SYSTEM.

FILE NAME = 60W21-026-IL171(Collins St)@Columbia St.dgn	USER NAME = gwhitten	DESIGNED - JRD	REVISED -
		DRAWN - GW3	REVISED -
		CHECKED - KLB	REVISED -
		DATE - 03-28-13	REVISED -

STATE OF ILLINOIS
DEPARTMENT OF TRANSPORTATION

SCHEDULE OF QUANTITIES, CABLE PLAN, PHASE DESIGNATION DIAGRAM, & EMERGENCY VEHICLE PREEMPTION SEQUENCE
IL 171 (COLLINS ST) AT COLUMBIA STREET

SCALE: SHEET OF SHEETS STA. TO STA.

F.A. RTE.	SECTION	COUNTY	TOTAL SHEETS	SHEET NO.
VAR	2013-003-I	WILL	89	26
CONTRACT NO. 60W21				