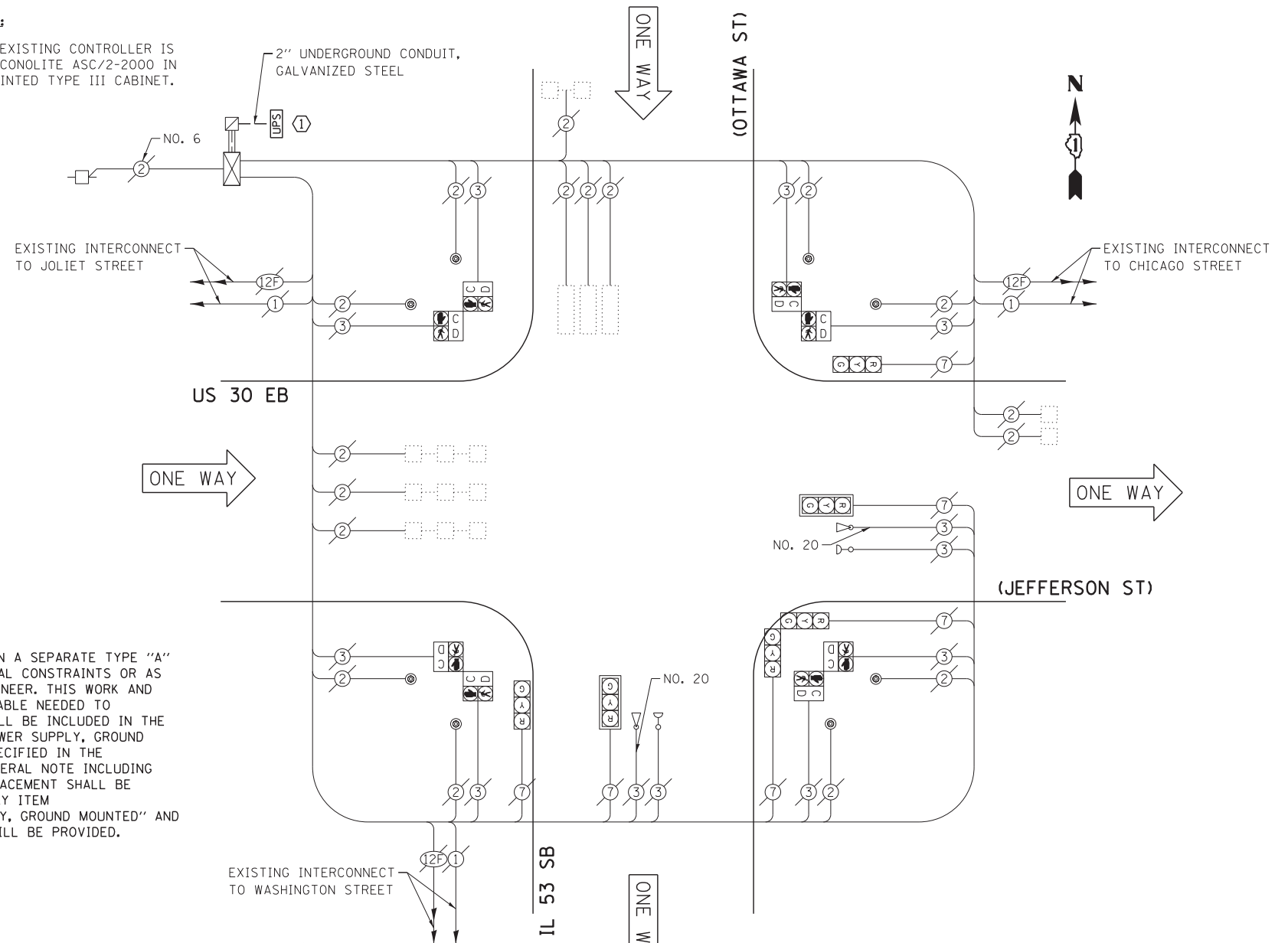


SCHEDULE OF QUANTITIES
U. S. 30 (JEFFERSON ST) AT IL 53 (OTTAWA ST)

NO.	QUANT.	UNIT	DESCRIPTION
1.	1	EACH	MAINTENANCE OF EXISTING TRAFFIC SIGNAL INSTALLATION
2.	1	EACH	UNINTERRUPTABLE POWER SUPPLY, GROUND MOUNTED

NOTE:

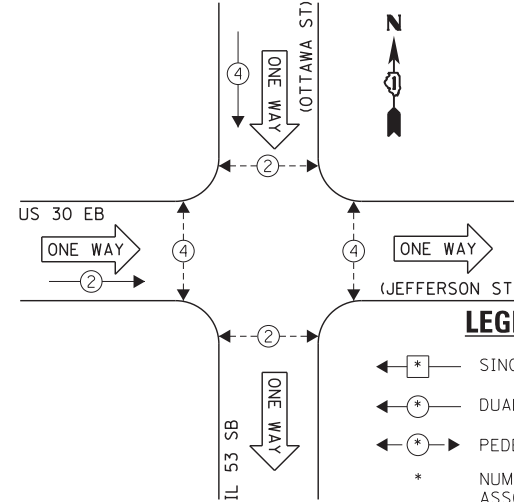
THE EXISTING CONTROLLER IS AN ECONOLITE ASC/2-2000 IN A PAINTED TYPE III CABINET.



CONSTRUCTION NOTE:

① THE UPS SHALL BE INSTALLED ON A SEPARATE TYPE "A" FOUNDATION DUE TO THE PHYSICAL CONSTRAINTS OR AS DIRECTED BY THE RESIDENT ENGINEER. THIS WORK AND ALL CONDUIT AND ELECTRICAL CABLE NEEDED TO PROPERLY INSTALL THE UPS SHALL BE INCLUDED IN THE PAY ITEM "UNINTERRUPTABLE POWER SUPPLY, GROUND MOUNTED". ALL RESTORATION SPECIFIED IN THE RESTORATION OF WORK AREA GENERAL NOTE INCLUDING BRICK PAVER REMOVAL AND REPLACEMENT SHALL BE CONSIDERED INCLUDED IN THE PAY ITEM "UNINTERRUPTABLE POWER SUPPLY, GROUND MOUNTED" AND NO ADDITIONAL COMPENSATION WILL BE PROVIDED.

EXISTING CONTROLLER SEQUENCE

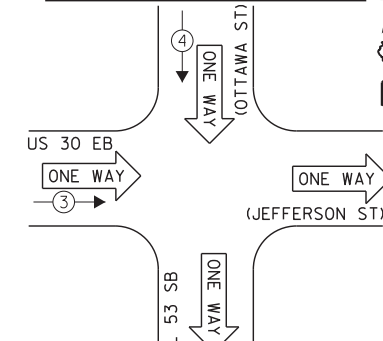


LEGEND:

- ← * → SINGLE ENTRY PHASE
- ← * → DUAL ENTRY PHASE
- ← * → PEDESTRIAN PHASE
- * NUMBER REFERS TO ASSOCIATED PHASE
- * OL OVERLAP

EXISTING PHASE DESIGNATION DIAGRAM

EXISTING EMERGENCY VEHICLE PREEMPTION SEQUENCE



EXISTING EMERGENCY VEHICLE PREEMPTORS	
EMERGENCY VEHICLE PREEMPTOR	3 4
MOVEMENT	→ ↓

I.D.O.T. TRAFFIC SIGNAL INSTALLATION ELECTRICAL SERVICE REQUIREMENTS					TOTAL WATTAGE
TYPE	NO. LAMPS	INCAND.	L.E.D.	OPERATION	
SIGNAL (RED)	6	135	17	0.50	51.0
SIGNAL (YELLOW)	6	135	25	0.25	37.5
SIGNAL (GREEN)	6	135	15	0.25	22.5
ARROW	-	135	12	0.10	-
PED. SIGNAL	8	90	25	1.00	200.0
CONTROLLER	1	-	100	1.00	100.0
LUMINAIRE	-	-	250	0.50	-
L.E.D. ST. NAME SIGN	-	-	64	0.50	-
VIDEO SYSTEM	-	-	150	1.00	-
BATTERY BACKUP	1	-	25	1.00	25.0
ILLUMINATED SIGN	-	-	25	0.05	-
TOTAL =					436.0

ENERGY COSTS - BILLED TO: IL DEPT. OF TRANSPORTATION
(ADDRESS) 201 W. CENTER COURT
(ADDRESS) SCHAMBURG, IL 60196-1096
ENERGY SUPPLY - CONTACT: TIM COSLET
PHONE: 815-724-5010
COMPANY: COMED - JOLIET

THE TRAFFIC SIGNAL CONTROL EQUIPMENT FOR THIS PROJECT SHALL BE "ECONOLITE" TO MATCH THE EXISTING ADJACENT SYSTEM.

FILE NAME = 60W21-054-US30Jefferson St@IL53Ottawa	USER NAME = gwhitten	DESIGNED - JRD	REVISED -
60W21-054	Stl.dgn	DRAWN - GW3	REVISED -
	PLOT SCALE = 1:20	CHECKED - KLB	REVISED -
	PLOT DATE = 3/28/2013	DATE - 03-28-13	REVISED -

STATE OF ILLINOIS
DEPARTMENT OF TRANSPORTATION

SCHEDULE OF QUANTITIES, CABLE PLAN, PHASE DESIGNATION
DIAGRAM, & EMERGENCY VEHICLE PREEMPTION SEQUENCE
US 30 EB (JEFFERSON ST) AT IL 53 SB (OTTAWA ST)

SCALE: SHEET OF SHEETS STA. TO STA.

F.A. RTE.	SECTION	COUNTY	TOTAL SHEETS	SHEET NO.
VAR	2013-003-I	WILL	89	54
CONTRACT NO. 60W21				
ILLINOIS FED. AID PROJECT				