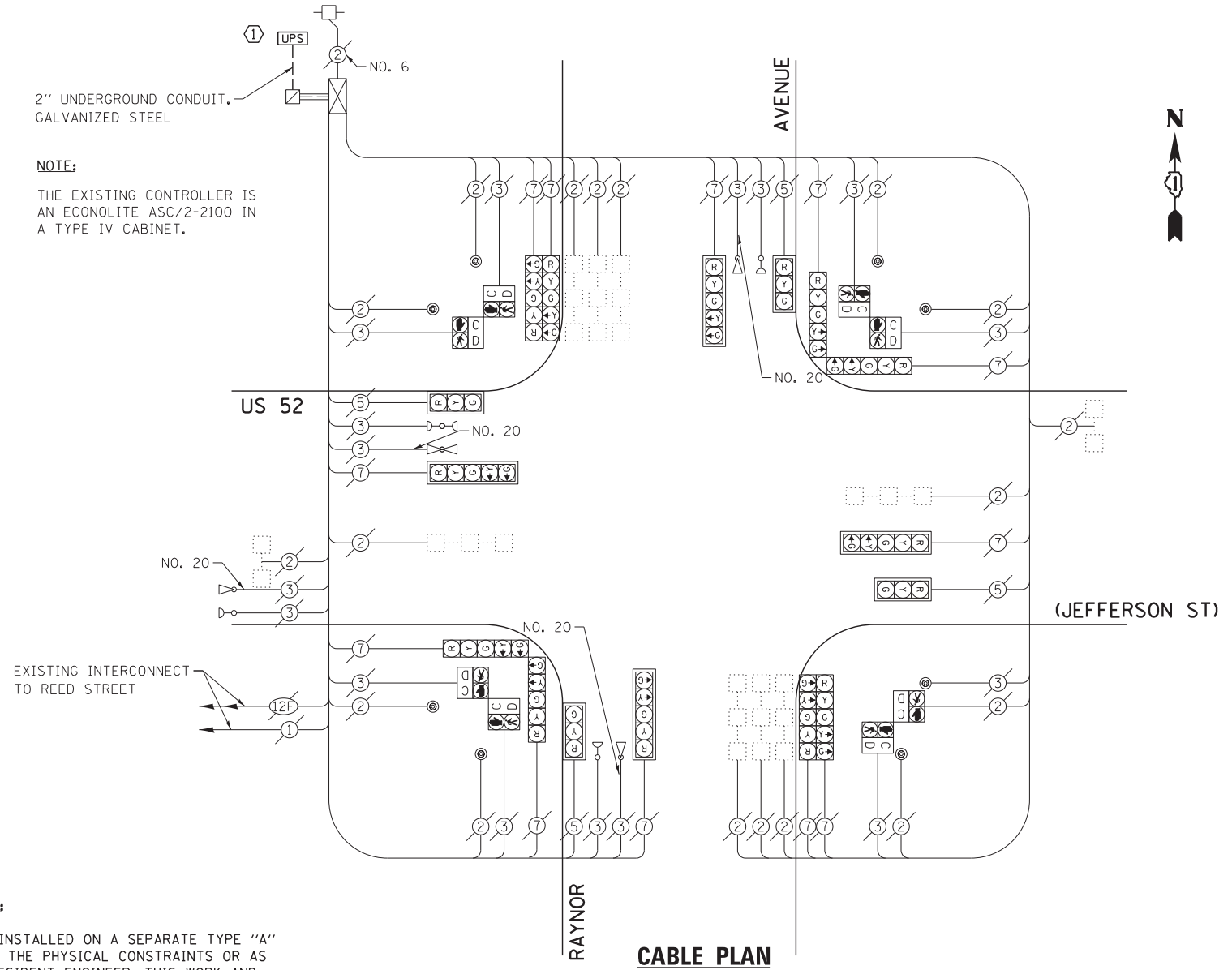


**SCHEDULE OF QUANTITIES**  
U. S. 52 (JEFFERSON ST) AT RAYNOR AVENUE

| NO. | QUANT. | UNIT | DESCRIPTION   |
|-----|--------|------|---|
| 1.  | 1      | EACH | MAINTENANCE OF EXISTING TRAFFIC SIGNAL INSTALLATION |
| 2.  | 1      | EACH | MODIFY EXISTING CONTROLLER CABINET                  |
| 3.  | 1      | EACH | UNINTERRUPTABLE POWER SUPPLY, GROUND MOUNTED        |

2" UNDERGROUND CONDUIT, GALVANIZED STEEL

**NOTE:**  
THE EXISTING CONTROLLER IS AN ECONOLITE ASC/2-2100 IN A TYPE IV CABINET.



**CONSTRUCTION NOTE:**

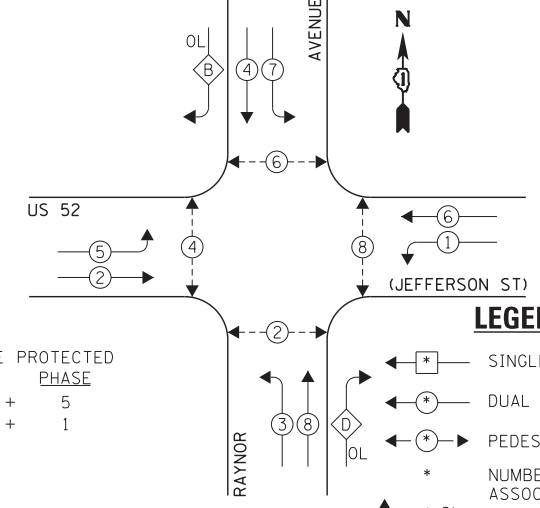
① THE UPS SHALL BE INSTALLED ON A SEPARATE TYPE "A" FOUNDATION DUE TO THE PHYSICAL CONSTRAINTS OR AS DIRECTED BY THE RESIDENT ENGINEER. THIS WORK AND ALL CONDUIT AND ELECTRICAL CABLE NEEDED TO PROPERLY INSTALL THE UPS SHALL BE INCLUDED IN THE PAY ITEM "UNINTERRUPTABLE POWER SUPPLY, GROUND MOUNTED". ALL RESTORATION SPECIFIED IN THE RESTORATION OF WORK AREA GENERAL NOTE INCLUDING BRICK PAVER REMOVAL AND REPLACEMENT SHALL BE CONSIDERED INCLUDED IN THE PAY ITEM "UNINTERRUPTABLE POWER SUPPLY, GROUND MOUNTED" AND NO ADDITIONAL COMPENSATION WILL BE PROVIDED.

| I.D.O.T. TRAFFIC SIGNAL INSTALLATION ELECTRICAL SERVICE REQUIREMENTS |           |         |        |           | TOTAL WATTAGE |
|--|-----------|---------|--------|-----------|---------------|
| TYPE   | NO. LAMPS | INCAND. | L.E.D. | OPERATION |               |
| SIGNAL (RED)   | 16        | 135     | 17     | 0.50      | 136.0         |
| SIGNAL (YELLOW)  | 16        | 135     | 25     | 0.25      | 100.0         |
| SIGNAL (GREEN)   | 16        | 135     | 15     | 0.25      | 60.0          |
| ARROW  | 24        | 135     | 12     | 0.10      | 28.0          |
| PED. SIGNAL  | 8         | 90      | 25     | 1.00      | 200.0         |
| CONTROLLER   | 1         | -       | 100    | 1.00      | 100.0         |
| LUMINAIRE  | -         | -       | 250    | 0.50      | -             |
| L.E.D. ST. NAME SIGN   | -         | -       | 64     | 0.50      | -             |
| VIDEO SYSTEM   | -         | -       | 150    | 1.00      | -             |
| BATTERY BACKUP   | 1         | -       | 25     | 1.00      | 25.0          |
| ILLUMINATED SIGN   | -         | -       | 25     | 0.05      | -             |
| TOTAL =  |           |         |        |           | 649.0         |

ENERGY COSTS - BILLED TO: IL DEPT. OF TRANSPORTATION  
(ADDRESS) 201 W. CENTER COURT  
(ADDRESS) SCHAUMBURG, IL 60196-1096  
ENERGY SUPPLY - CONTACT: TIM COSLET  
PHONE: 815-724-5010  
COMPANY: COMED - JOLIET

THE TRAFFIC SIGNAL CONTROL EQUIPMENT FOR THIS PROJECT SHALL BE "ECONOLITE" TO MATCH THE EXISTING ADJACENT SYSTEM.

**EXISTING CONTROLLER SEQUENCE**

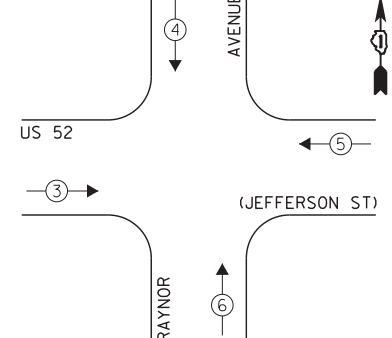


**LEGEND:**

| OVERLAP LETTER | PERMISSIVE PHASE | PROTECTED PHASE |
|----------------|------------------|-----------------|
| B              | = 4              | + 5             |
| D              | = 8              | + 1             |

**EXISTING PHASE DESIGNATION DIAGRAM**

**EXISTING EMERGENCY VEHICLE PREEMPTION SEQUENCE**



| EXISTING EMERGENCY VEHICLE PREEMPTORS |   |   |   |   |
|---------------------------------------|---|---|---|---|
| EMERGENCY VEHICLE PREEMPTOR           | 3 | 4 | 5 | 6 |
| MOVEMENT                              | → | ↓ | ← | ↑ |

|  |                       |                 |           |
|--|-----------------------|-----------------|-----------|
| FILE NAME = 60W21-074-US52JeffersonStRaynorAve.dgn | USER NAME = gwhitten  | DESIGNED - JRD  | REVISED - |
| 60W21-074  | PLOT SCALE = 1:20     | DRAWN - GW3     | REVISED - |
|  | PLOT DATE = 3/28/2013 | CHECKED - KLB   | REVISED - |
|  |                       | DATE - 03-28-13 | REVISED - |

**STATE OF ILLINOIS**  
**DEPARTMENT OF TRANSPORTATION**

**SCHEDULE OF QUANTITIES, CABLE PLAN, PHASE DESIGNATION**  
**DIAGRAM, & EMERGENCY VEHICLE PREEMPTION SEQUENCE**  
**US 52 (JEFFERSON ST) AT RAYNOR AVENUE**

SCALE: SHEET OF SHEETS STA. TO STA.

|                           |            |        |              |           |
|---------------------------|------------|--------|--------------|-----------|
| F.A. RTE.                 | SECTION    | COUNTY | TOTAL SHEETS | SHEET NO. |
| VAR                       | 2013-003-I | WILL   | 89           | 74        |
| CONTRACT NO. 60W21        |            |        |              |           |
| ILLINOIS FED. AID PROJECT |            |        |              |           |