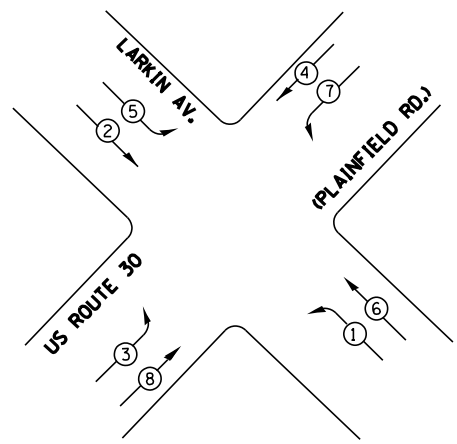


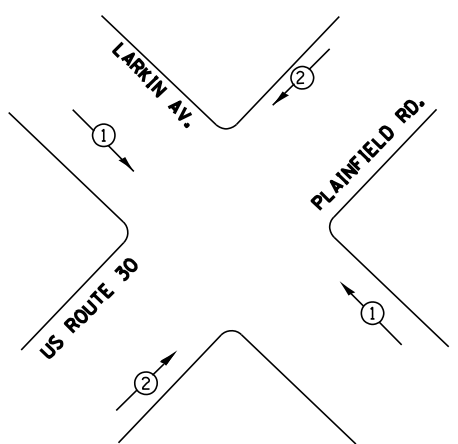
EXISTING CONTROLLER SEQUENCE



- LEGEND**
- DUAL ENTRY PHASE
 - SINGLE ENTRY PHASE
 - OVERLAP
 - PEDESTRIAN PHASE
 - * NUMBER REFERS TO ASSOCIATED PHASE

PHASE DESIGNATION DIAGRAM

DUAL ENTRY - ALL LEGS
PROTECTED/PERMITTED LEFT TURN PHASING



EXISTING EMERGENCY VEHICLE PREEMPTORS

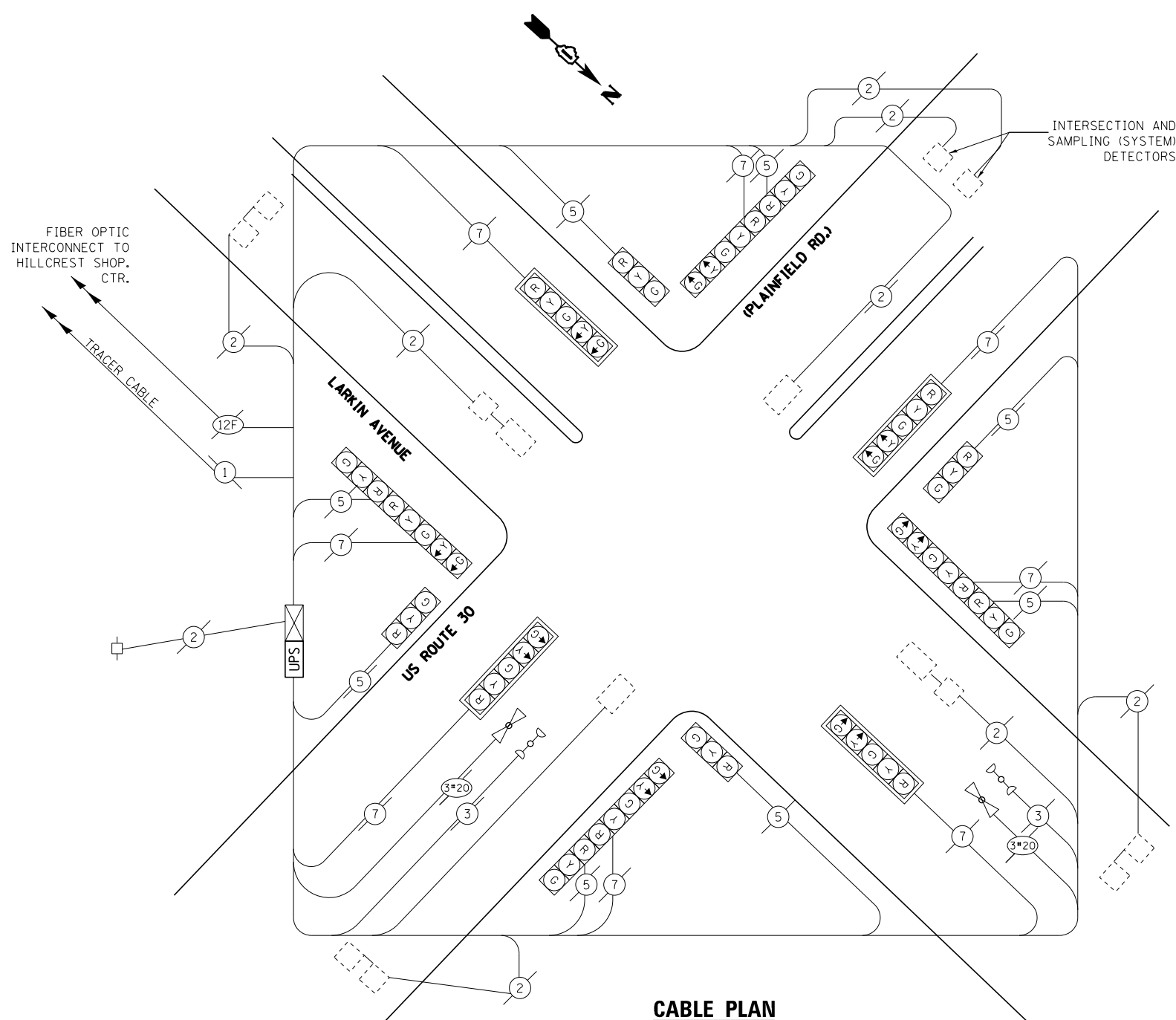
EMERGENCY VEHICLE PREEMPTOR	1	2
MOVEMENT		

SCHEDULE OF QUANTITIES

QTY	UNIT	ITEM
1	EACH	MAINTENANCE OF EXISTING TRAFFIC SIGNAL INSTALLATION
1	EACH	MODIFY EXISTING CONTROLLER CABINET
1	EACH	UNINTERRUPTABLE POWER SUPPLY, SPECIAL

FIBER OPTIC INTERCONNECT TO HILLCREST SHOP. CTR.

TRACER CABLE



INTERSECTION AND SAMPLING (SYSTEM) DETECTORS

CABLE PLAN

I.D.O.T. TRAFFIC SIGNAL INSTALLATION ELECTRICAL SERVICE REQUIREMENTS				TOTAL WATTAGE
TYPE	NO. OF LAMPS	WATTAGE (INCAND. / LED)	% OPERATION	
SIGNAL (RED)	16	17	0.50	136.0
(YELLOW)	16	25	0.25	100.0
(GREEN)	16	15	0.25	60.0
ARROW	16	12	0.10	19.2
PED. SIGNAL		25	1.00	150.0
CONTROLLER	1	100	1.00	100.0
ILLUM. SIGN				
FLASHER			0.50	
ENERGY COSTS TO:				TOTAL = 565.2

ILLINOIS DEPARTMENT OF TRANSPORTATION
DIVISION OF HIGHWAY/DISTRICT 1
201 WEST CENTER COURT/SCHAUMBURG, ILLINOIS 60196-1096
ENERGY SUPPLY: CONTACT: _____
PHONE: _____
COMPANY: _____

CREST HILL TS#4290