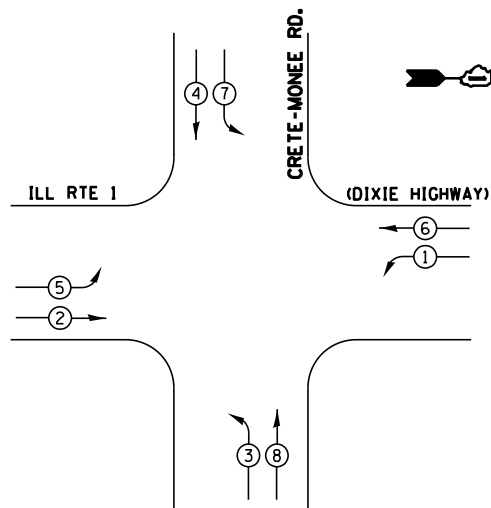


EXISTING CONTROLLER SEQUENCE

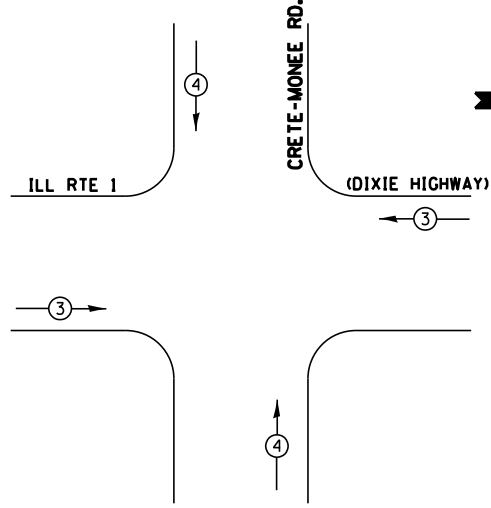


LEGEND

- ⊙ DUAL ENTRY PHASE
- ⊠ SINGLE ENTRY PHASE
- ⊠_{OL} OVERLAP
- ⊙_P PEDESTRIAN PHASE
- * NUMBER REFERS TO ASSOCIATED PHASE

PHASE DESIGNATION DIAGRAM

EXISTING EMERGENCY VEHICLE PREEMPTION SEQUENCE



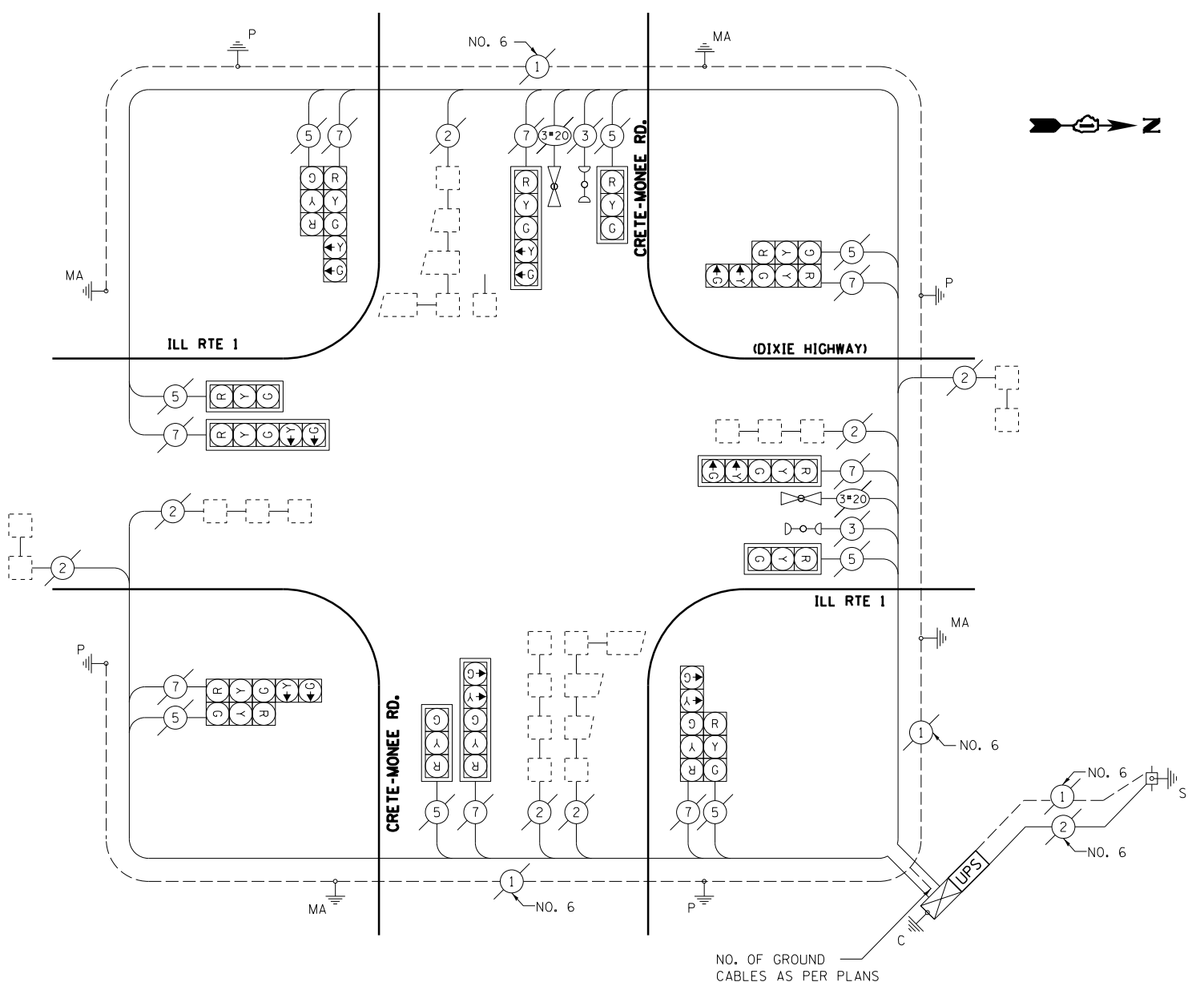
EXISTING EMERGENCY VEHICLE PREEMPTORS		
EMERGENCY VEHICLE PREEMPTOR	3	4
MOVEMENT	←→	↑↓

SCHEDULE OF QUANTITIES

QTY	UNIT	ITEM
1	EACH	MAINTENANCE OF EXISTING TRAFFIC SIGNAL INSTALLATION
1	EACH	MODIFY EXISTING CONTROLLER CABINET
1	EACH	UNINTERRUPTABLE POWER SUPPLY, SPECIAL

I.D.O.T. TRAFFIC SIGNAL INSTALLATION ELECTRICAL SERVICE REQUIREMENTS				TOTAL WATTAGE
TYPE	NO. OF LAMPS	WATTAGE INCAND. LED	% OPERATION	
SIGNAL (RED)	16	17	0.50	136.0
(YELLOW)	16	25	0.25	100.0
(GREEN)	16	15	0.25	60.0
ARROW	16	12	0.10	19.2
PED. SIGNAL	-	25	1.00	
CONTROLLER	1	100	1.00	100.0
ILLUM. SIGN	-	25	0.05	
VIDEO SYSTEM	-	150	1.00	
FLASHER	-		0.50	
ENERGY COSTS TO:				TOTAL = 415.2

ILLINOIS DEPARTMENT OF TRANSPORTATION
 DIVISION OF HIGHWAY/DISTRICT 1
 201 WEST CENTER COURT/SCHAUMBURG, ILLINOIS 60196-1096
 ENERGY SUPPLY: CONTACT: JOHN SCHUH
 PHONE: 312-394-3236
 COMPANY: COM ED



CABLE PLAN

NO. OF GROUND CABLES AS PER PLANS

FILE NAME = USER NAME = rosadovazquezzy
 es:\pw_work\p\idot\rosadovazquezzy\d0336778\0121713-sh-t-TS.dgn
 PLOT SCALE = 40.0000' / in.
 PLOT DATE = 3/28/2013

DESIGNED -
 DRAWN -
 CHECKED -
 DATE -

REVISED -
 REVISED -
 REVISED -
 REVISED -

STATE OF ILLINOIS DEPARTMENT OF TRANSPORTATION

IL ROUTE 1 (DIXIE HIGHWAY) AND CRETE-MONEE RD.
 SCHEDULE OF QUANTITIES, CABLE PLAN, PHASE DESIGNATION DIAGRAM AND EMERGENCY VEHICLE PREEMPTION SEQUENCE
 SCALE: NTS SHEET OF SHEETS STA. TO STA.

F.A. RTE.	SECTION	COUNTY	TOTAL SHEETS	SHEET NO.
VAR	2013-004-1	WILL	58	24
			CONTRACT NO. 60W22	
ILLINOIS FED. AID PROJECT				

CRETE TS*924