CONTRACT NO.

F.A. RTE.	SECTION	COUNTY	TOTAL SHEETS	SHEET NO.
STA.		TO STA.		
FED. ROAD DIST. NO.	ILLINOIS	FED. AID PROJECT		

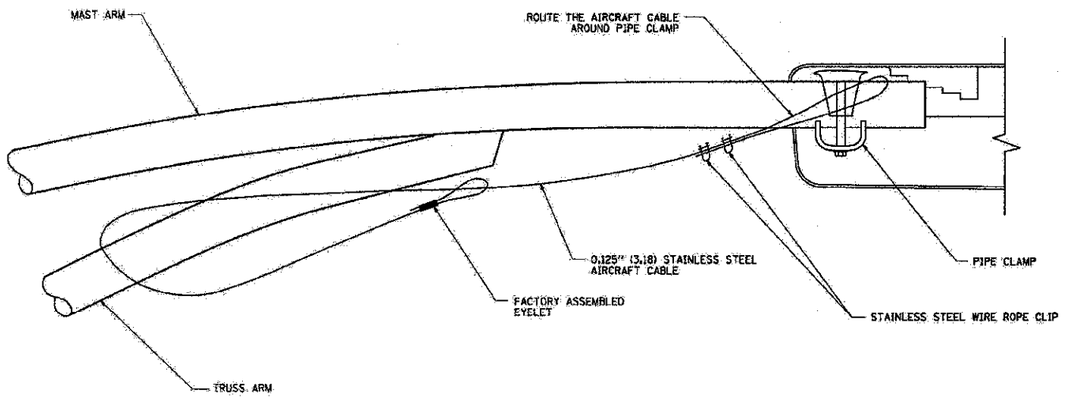

SIDE VIEW (TRUSS ARM)

N.T.S.

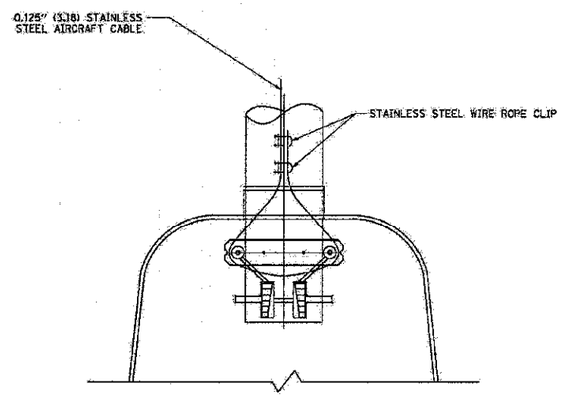

BOTTOM VIEW

N.T.S.

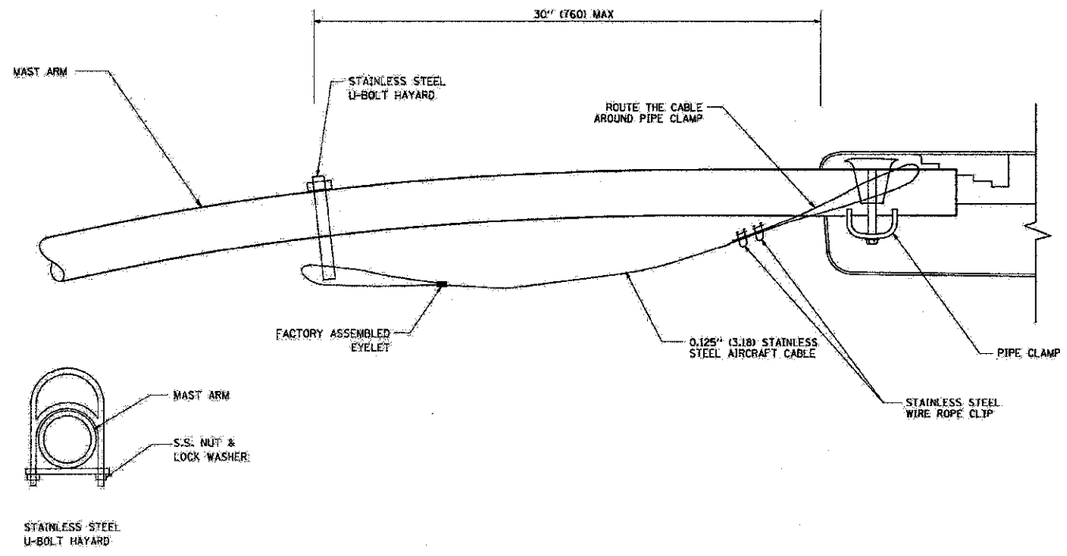

SIDE VIEW (SINGLE MEMBER OR DAVIT ARM)

N.T.S.

NOTES:

1. ALL DIMENSIONS ARE IN MILLIMETERS (INCHES) UNLESS OTHERWISE SHOWN.
2. CONTRACTOR SHALL ADJUST THE WIRE CLIP TO ELIMINATE ANY SLACK FROM THE WIRE ROPE.
3. THE 0.125" (3.18) STAINLESS STEEL AIRCRAFT CABLE SHALL REMAIN VISIBLE FROM THE GROUND LEVEL.
4. THE BREAKING STRENGTH OF THE CABLE SHALL BE 1700 LBS. MIN.

REVISIONS	
NAME	DATE
	08/09/03

ILLINOIS DEPARTMENT OF TRANSPORTATION

LUMINAIRE SAFETY CABLE ASSEMBLY

SCALE: VERT. NONE HORIZ.

DRAWN BY

CHECKED BY

BE-701

PLOT DATE = 4/19/2007
FILE NAME = K:\cdsetd\be701.dgn
PLOT SCALE = 50.000 ' / IN.
USER NAME = bawerd

FILE NAME = C:\Projects\2011-07\Gary Travis Parkway -STV\Design\Sht\LTC-9 safety cable detail.dgn

AMES Engineering, Inc.
CONSULTING ENGINEERS
1341 Warren Avenue
Downers Grove, IL 60515

USER NAME = VRamesh	DESIGNED - BL	REVISED -	
	DRAWN - MSA/RV	REVISED -	
PLOT SCALE = 60.0000 m / in.	CHECKED - SA	REVISED -	
PLOT DATE = 3/14/2013	DATE - 01-21-2013	REVISED -	

STATE OF ILLINOIS
DEPARTMENT OF TRANSPORTATION

LUMINAIRE SAFTY CABLE ASSEMBLY

SCALE: | SHEET NO. OF 27 SHEETS | STA. TO STA.

F.A.U. RTE.	SECTION	COUNTY	TOTAL SHEETS	SHEET NO.
2561	11-00237-12-SP	DUPAGE/COOK	24	15
		CONTRACT NO.63821		
		ILLINOIS FED. AID PROJECT HSIP-0043 (029)		