




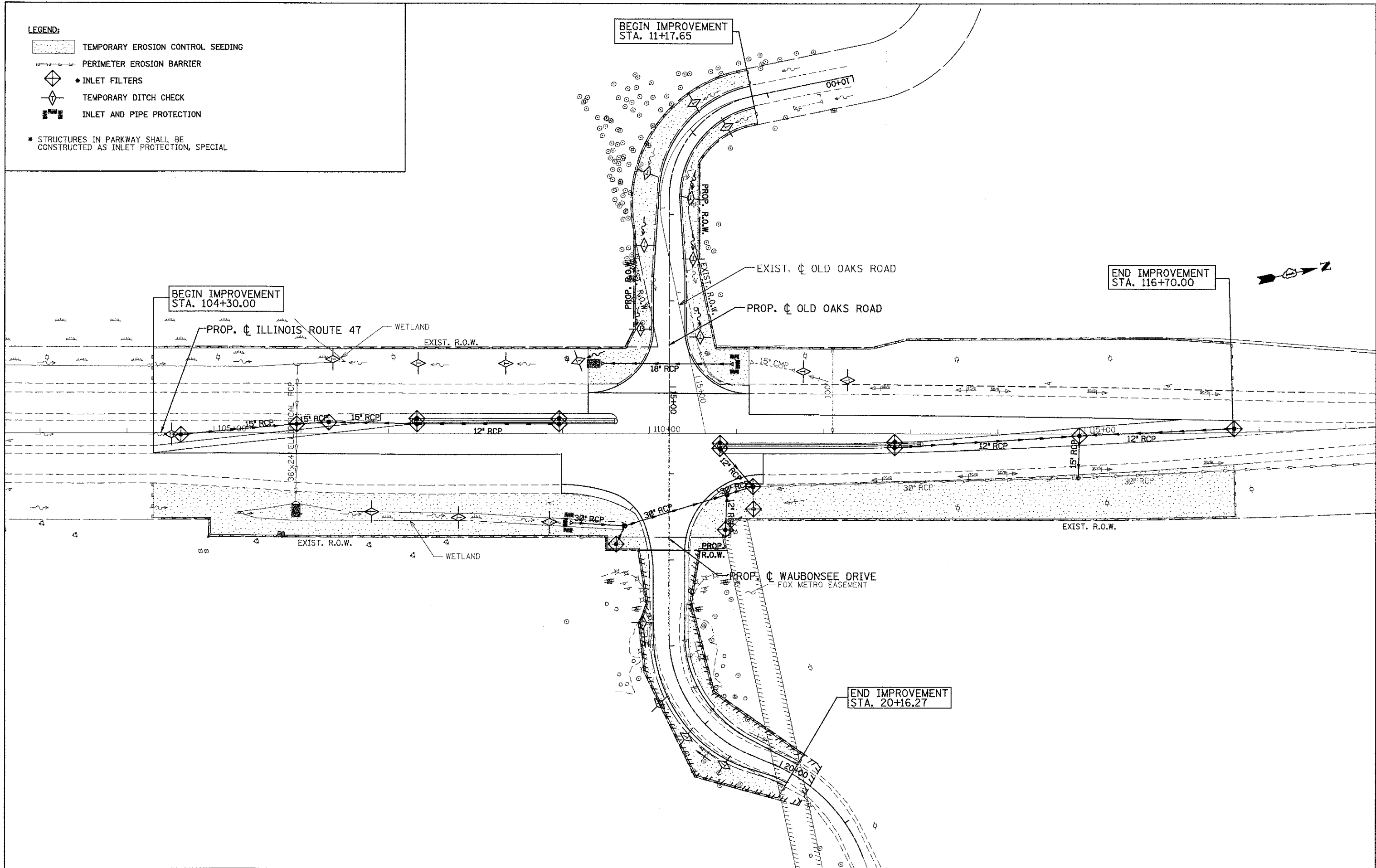


**LEGEND:**

-  TEMPORARY EROSION CONTROL SEEDING
  -  PERIMETER EROSION BARRIER
  -  \* INLET FILTERS
  -  TEMPORARY DITCH CHECK
  -  INLET AND PIPE PROTECTION
- \* STRUCTURES IN PARKWAY SHALL BE CONSTRUCTED AS INLET PROTECTION, SPECIAL



**PATRICK ENGINEERING INC.**  
 4970 VARSITY DRIVE  
 LISLE, IL 60532  
 patrickengineering.com

USER NAME = #USER#  
 PLOT CONFIG = #PLTDRVS#  
 PLOT SCALE = #SCALESHORT#  
 PLOT DATE = #DATE#      #TIME#

DESIGNED - KLF  
 DRAWN - KLF  
 CHECKED - EYC  
 DATE - 3/25/2013

REVISED -  
 REVISED -  
 REVISED -  
 REVISED -

**STATE OF ILLINOIS  
 DEPARTMENT OF TRANSPORTATION**

**ILLINOIS ROUTE 47 AT WAUBONSEE DRIVE  
 EROSION AND SEDIMENT CONTROL PLAN**

SCALE: 1"=50'      SHEET ERO 1 OF 4      STA. TO STA.

F.A.P. RTE. 326	SECTION 11-00001-00-CH	COUNTY KANE	TOTAL SHEETS 55	SHEET NO. 23
FED. ROAD DIST. NO. ILLINOIS FED. AID PROJECT			CONTRACT NO. 63829	