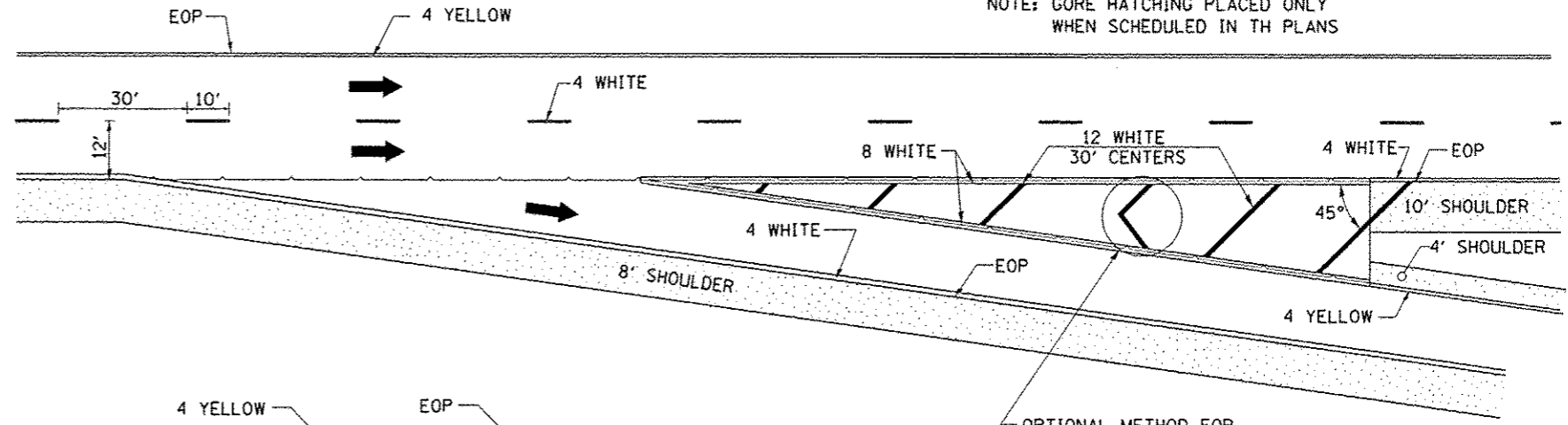


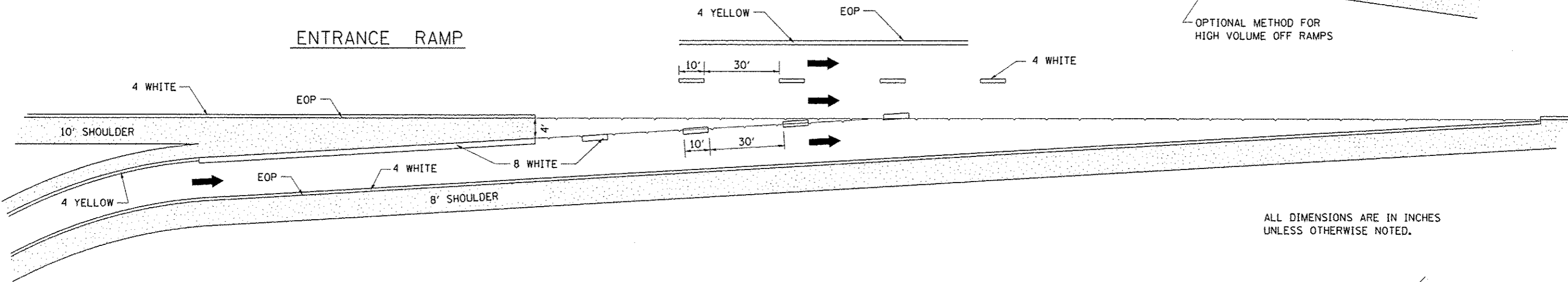
# PAINTING DETAILS

## EXIT RAMP

NOTE: GORE HATCHING PLACED ONLY WHEN SCHEDULED IN TH PLANS

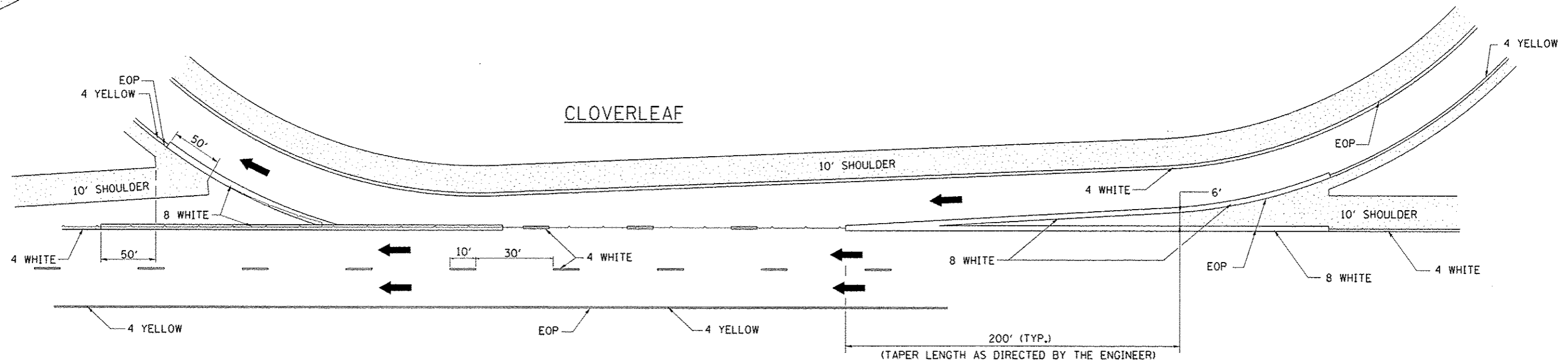


## ENTRANCE RAMP



ALL DIMENSIONS ARE IN INCHES UNLESS OTHERWISE NOTED.

## CLOVERLEAF



FILE NAME =	USER NAME = 1007	DESIGNED -	REVISED - 10-18-11	<b>STATE OF ILLINOIS DEPARTMENT OF TRANSPORTATION</b>	<b>REGION 2 / DISTRICT 2 STANDARD</b>	F.A.P. RTE.	SECTION	COUNTY	TOTAL SHEETS	SHEET NO.	
It:\02700.1-39 bridge painting\CADD Sheets\0264J27-sht-STD44.dgn		DRAWN -	REVISED -			39	D2 BRIDGE PAINTING 2013-2	OGLE	26	26	
PLOT SCALE = 100.0000' / IN.		CHECKED -	REVISED -			CONTRACT NO. 64J27					
PLOT DATE = 9/6/2012		DATE -	REVISED -			FED. ROAD DIST. NO. 1   ILLINOIS   FED. AID PROJECT					