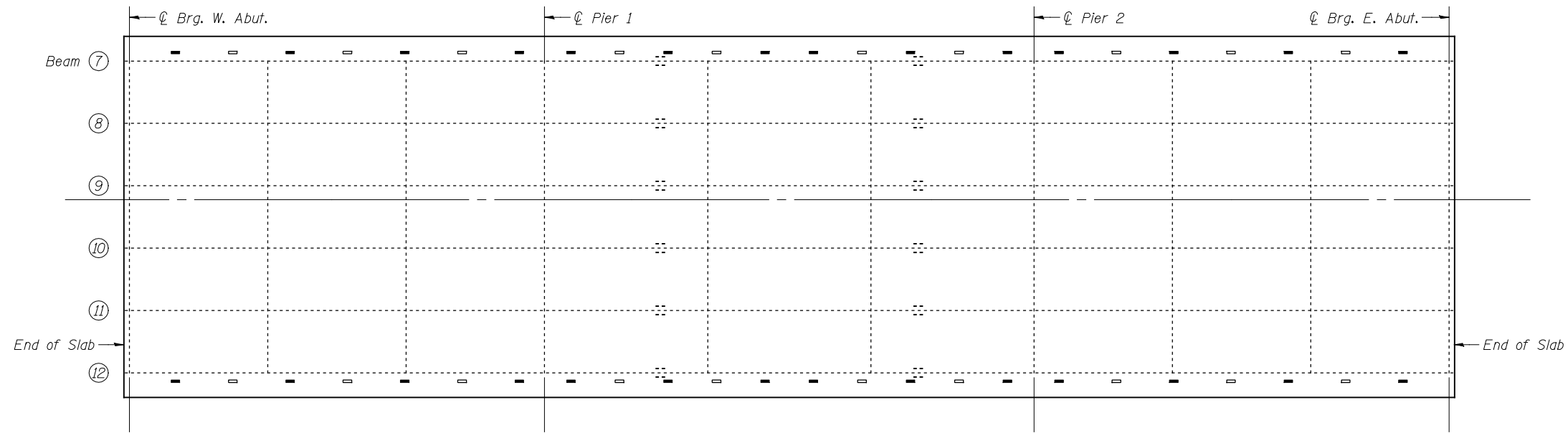
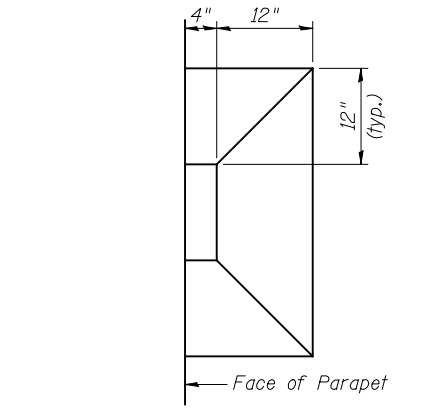


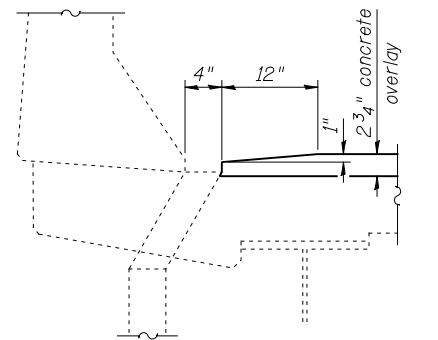
DECK PLAN-TOP



DECK PLAN-BOTTOM



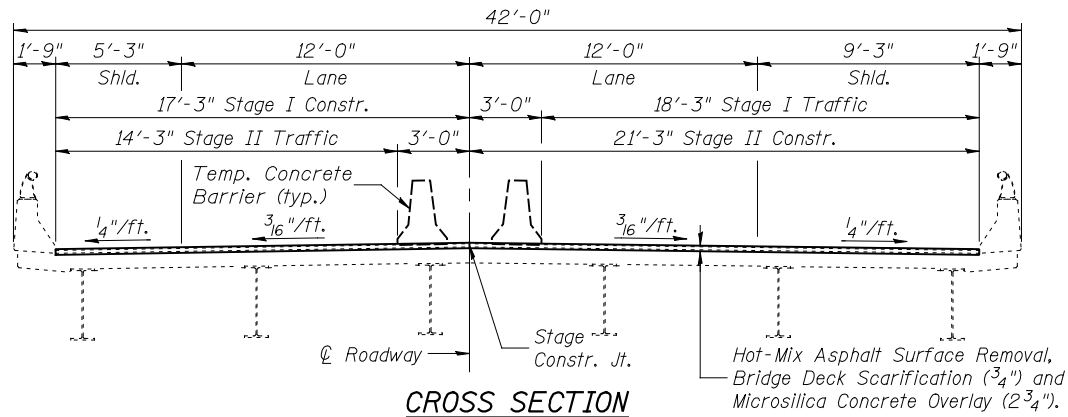
PLAN



SECTION

DETAILS AT DECK DRAIN

- LEGEND**
- Deteriorated Asphalt Wearing Surface
  - Full-Depth Deck Repair (assumed)



CROSS SECTION  
(Eastbound, Looking East)

Notes:  
Deck Condition Survey performed 9/07/2010 (by IDOT-D6).

Repair areas are estimated, the Engineer shall determine actual repair locations and record them on the As-Built plans. After scarification, the Engineer shall contact IDOT District 6 Operations-Bridge Maintenance staff to determine full-depth repair locations.

Partial depth repairs are included with Bridge Deck Scarification, see Special Provision for Bridge Deck Microsilica Concrete Overlay.

For Section A-A, see Sheet 5 of 10.

BILL OF MATERIAL

Item	Unit	Total
Deck Slab Repair (Full Depth, Type I)	Sq. Yd.	10
Deck Slab Repair (Full Depth, Type II)	Sq. Yd.	10
Plug Existing Deck Drains	Each	20
Floor Drain Extension	Each	20

FILE: J:\INDO\102004\_IL-DB\W7\1-72\_Illopolis\3-LongPoint\Slough\0840163-72C88-003-deckrepair-EB.dgn

SAVE DATE: 3/29/2013

FILE NAME =	USER NAME = DCD	DESIGNED - CMV	REVISED -
... \0840163-72C88-003-deckrepair-EB.dgn		CHECKED - DCD	REVISED -
PLOT SCALE =		DRAWN - P. Ray	REVISED -
PLOT DATE = 04/02/2013 15:18:40		CHECKED - CMV/DCD	REVISED -

**STATE OF ILLINOIS  
DEPARTMENT OF TRANSPORTATION**

**DECK REPAIRS - EASTBOUND  
STRUCTURE NO. 084-0163(EB) & 084-0164(WB)**

SHEET NO. 3 OF 10 SHEETS

F.A.I. RTE. =	SECTION	COUNTY	TOTAL SHEETS	SHEET NO.
72	(84-10-3)RS-5	SANGAMON	95	80
	STA. 799+18.00	CONTRACT NO.	72C88	
ILLINOIS FED. AID PROJECT				

PART B - SHEET 52 of 67